




ENGINE-DRIVEN FIRE PUMPS

- *Aluminum Construction with Replaceable Bronze Wear Rings*
- *Viton®* Mechanical Seals with Carbon and Ni-resist Faces*
- *2-1/2" x 1-1/2" and 2-1/2" x 2-1/2" Sizes Available*
- *Primes up to 25 Ft.*
- *Powered by Honda or Kohler Gasoline, Yanmar Diesel Engines*
- *Pumps Include Heavy Duty Roll Cage*
- *Discharge Pressure Gauge and Discharge Check Valve Included*
- *Brass Hose Adapters, NPT to National Standard Fire Hose Thread*
- *Brass Hose Adapters and Strainer Included*

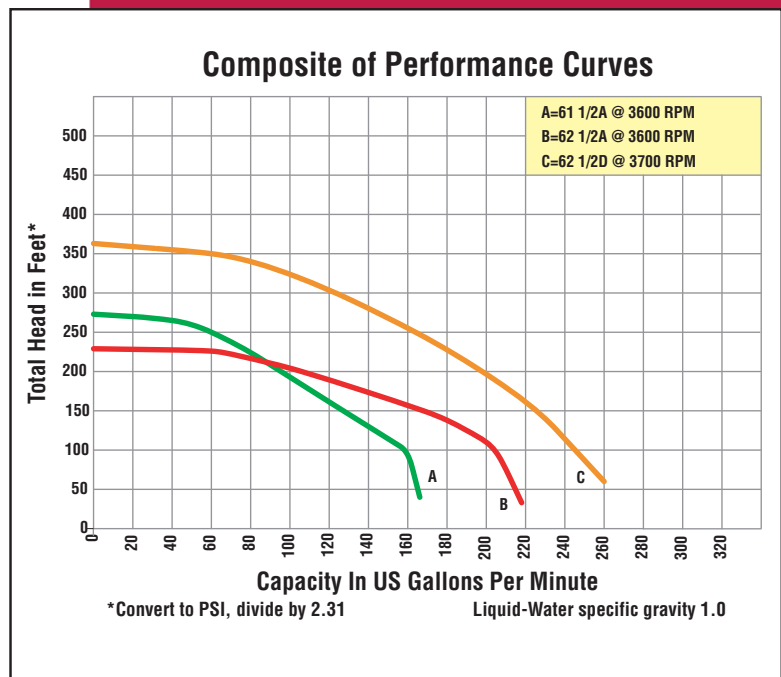
PREMIUM HEAVY DUTY



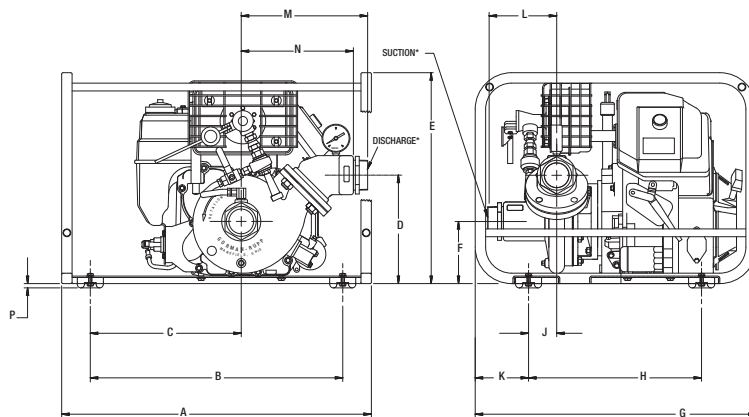
Model 62 1/2A1-CH13

The Gorman-Rupp line of Engine-Driven High Pressure Fire pumps delivers up to 156 PSI and 250 GPM. They are equipped with an exhaust or hand primer and can handle solids up to 5/16" diameter. All units have a built-in check valve and include a discharge pressure gauge, brass hose adapters – NPT to National Standard Fire Hose Threads, and a suction strainer. Pump suction and discharge threads are NPT. A portable 6 gallon fuel tank with a 6 foot fuel line and primer bulb is standard with 62 1/2D1-CH23 S/G.

Viton® and Teflon® are registered trademarks of E.I. DuPont.



ENGINE-DRIVEN FIRE PUMPS



DIMENSIONS:
INCHES
(MILLIMETERS)

MODEL	A	B	C	D	E	F	G	H	J	K	L	M	O	P	SUC.*	DIS.*
61 1/2A1-CH13	29.75 (755.6)	24.25 (616.0)	14.50 (368.3)	10.41 (264.4)	20.25 (514.4)	5.96 (151.4)	27.00 (685.8)	16.62 (422.1)	2.71 (68.8)	5.12 (130.0)	5.12 (130.0)	12.73 (323.3)	11.54 (293.1)	.41 (10.4)	2.50	1.50
61 1/2A1-CH13 S/G	29.75 (755.6)	24.25 (616.0)	14.50 (368.3)	10.41 (264.4)	20.25 (514.4)	5.96 (151.4)	27.00 (685.8)	16.62 (422.1)	2.71 (68.8)	5.12 (130.0)	5.12 (130.0)	12.73 (323.3)	11.54 (293.1)	.41 (10.4)	2.50	1.50
62 1/2A1-CH13	29.75 (755.6)	24.25 (616.0)	14.50 (368.3)	10.41 (264.4)	20.25 (514.4)	5.96 (151.4)	27.00 (685.8)	16.62 (422.1)	2.71 (68.8)	5.12 (130.0)	6.49 (164.8)	12.14 (308.4)	10.77 (273.6)	.41 (10.4)	2.50	2.50
62 1/2A1-CH13 S/G	29.75 (755.6)	24.25 (616.0)	14.50 (368.3)	10.41 (264.4)	20.25 (514.4)	5.96 (151.4)	27.00 (685.8)	16.62 (422.1)	2.71 (68.8)	5.12 (130.0)	6.49 (164.8)	12.14 (308.4)	10.77 (273.6)	.41 (10.4)	2.50	2.50
62 1/2A1-L100 S/G S2	29.75 (755.6)	24.25 (616.0)	14.50 (368.3)	10.41 (264.4)	20.25 (514.4)	5.96 (151.4)	27.00 (685.8)	16.62 (422.1)	2.71 (68.8)	5.12 (130.0)	6.49 (164.8)	12.14 (308.4)	10.77 (273.6)	.41 (10.4)	2.50	2.50
62 1/2A1-GX390 S/2	29.75 (755.6)	24.25 (616.0)	14.50 (368.3)	10.41 (264.4)	20.25 (514.4)	5.96 (151.4)	27.00 (685.8)	16.62 (422.1)	2.71 (68.8)	5.12 (130.0)	6.49 (164.8)	12.14 (308.4)	10.77 (273.6)	.41 (10.4)	2.50	2.50
62 1/2D1-CH23 S/G	29.75 (755.6)	24.25 (616.0)	12.29 (312.2)	10.09 (256.3)	20.25 (514.4)	6.84 (173.7)	27.00 (685.8)	15.50 (393.7)	2.18 (55.4)	6.38 (162.0)	5.63 (142.9)	14.71 (373.6)	12.94 (328.7)	.41 (10.4)	2.50	2.50

(*) STANDARD NPT PIPE THREADS.

MODEL	DESCRIPTION/ TYPE OF PUMP	SHIP WT.	DRIVER TYPE & HP	PORT SIZE SUC. X DIS. (NPT)	BASIC CONSTRUCTION	SEAL TYPE & ELASTOMER/ FACES	FEATURE	TANK SIZE (QTS.)	RUN TIME	MOUNTING
61 1/2A1-CH13	Engine-Driven Fire Pumps	240 lbs.	Kohler 13 HP	2.5 x 1.5	Alum	Viton®* Carbon/ Ni-resist	Exhaust	5 qts.	1.1 hrs.	Roll Cage
61 1/2A1-CH13 S/G	Engine-Driven Fire Pumps	235 lbs.	Kohler 13 HP	2.5 x 1.5	Alum	Viton®* Carbon/ Ni-resist	Exhaust	5 qts.	1.1 hrs.	Roll Cage
62 1/2A1-CH13	Engine-Driven Fire Pumps	255 lbs.	Kohler 13 HP	2.5 x 2.5	Alum	Viton®* Carbon/ Ni-resist	Exhaust	5 qts.	1.1 hrs.	Roll Cage
62 1/2A1-CH13 S/G	Engine-Driven Fire Pumps	257 lbs.	Kohler 13 HP	2.5 x 2.5	Alum	Viton®* Carbon/ Ni-resist	Exhaust	5 qts.	1.1 hrs.	Roll Cage
62 1/2A1-L100 S/G S2	Engine-Driven Fire Pumps	219 lbs.	Yanmar 9 HP	2.5 x 2.5	Alum	Viton®* Carbon/ Ni-resist	Hand	1.74 gal.	2.1 hrs.	Roll Cage
62 1/2A1-GX390 S/2	Engine-Driven Fire Pumps	163 lbs.	Honda 13 HP	2.5 x 2.5	Alum	Viton®* Carbon/ Ni-resist	Hand	6.9 qts.	2.1 hrs.	Roll Cage
62 1/2D1-CH23 S/G	Engine-Driven Fire Pumps	270 lbs.	Kohler 23 HP	2.5 x 2.5	Alum	Viton®* Carbon/ Ni-resist	Exhaust	6 gal.	3 hrs.	Roll Cage

ALL "S/G" MODELS ARE STANDARD WITH ELECTRIC START ENGINES

Standard Features:

- Delivers up to 156 PSI and 250 GPM
- Maximum Temperature 160° F
- Maximum Operating Pressure 237 PSI
- Brass Hose Adapters, NPT to National Standard Fire Hose Threads
- Includes Discharge Pressure Gauge, Discharge Check Valve, and Strainer
- 2-1/2" x 1-1/2" and 2-1/2" x 2-1/2" Sizes Available
- Aluminum Construction With Replaceable Bronze Wear Rings

WARNING: Do not use in explosive atmosphere or for pumping volatile flammable liquids.



See price book page 10

CP29-30/1208

The Gorman-Rupp Company reserves the right to discontinue any model or change specifications at any time without incurring any obligation. Viton® and Teflon® are registered trademarks of E.I. DuPont.