



GHA SERIES
EXTREME DUTY ABRASIVE
G, J, N, R & S HYD SIZE
ROTARY GEAR PUMP



The GHA series is designed for applications in the operating ranges noted below. These units are available with head and backhead jackets for temperature control, and packing or carbide mechanical seal options described on the following pages.

This abrasive handling, extreme duty series, provides superior wear resistance. The design also provides superior rotor shaft support and an integral, maintenance-free radial/thrust bearing for reduced deflection and wear. Reduced speeds enable service over extended periods. Information such as percentage, size and hardness of solids present in the liquid are useful to estimate pump life.

FEATURES

*HARDENED, WEAR RESISTANT GEARS,
 HOUSING, HEAD, PIN, AND BUSHING*
*HARD FACE, WEAR RESISTANT
 MECHANICAL SEAL*
OVERSIZED TAPERED SEAL CAVITY
*HEAVY DUTY NEEDLE ROLLER
 BEARING*
*ROTOR END CLEARANCE EXTERNALLY
 ADJUSTABLE*
*FLEXIBLE SEAL DESIGN ALLOWS FOR
 A VARIETY OF INDUSTRY
 STANDARD SEALS OR PACKING*
BALL BEARING THRUST CONTROL

OPERATING RANGE

CAPACITY (GPM) : (8 TO 325)
 [LPM] : [25 TO 1020]

PRESSURE (PSI) : [0 TO 200]
 [BAR] : [0 TO 14]

VISCOSITY (SSU) : (28 TO 250,000)
 [cSt] : [1 TO 55,000]

TEMPERATURE (F) : (-60° TO 500°)
 [C] : [-51° TO 260°]

APPLICATIONS

USE WITH ANY LIQUID
 COMPATIBLE WITH
 CAST IRON

- ★ PAINTS
- ★ INKS
- ★ ADHESIVES
- ★ WASTE LIQUIDS
- ★ EMULSIONS
- ★ FILTERING

| EXTER- IOR | ROTOR & IDLER | HSG PORTS | IDLER BUSHING | BACKHD BEARING | IDLER PIN | SHAFT | SHAFT SEALING | | ROTA- TION | INTERNAL RELIEF VALVE | |
|---------------|---------------------|--------------------------|--------------------|------------------------|---------------------|----------------|---|----------------------------|---------------|--------------------------|-------------------|
| | | | | | | | MECHANICAL SEAL ● | PACKING ■ | | MATERIAL | SETTING |
| CAST IRON | HARD IRON | 90° TAPPED/ FLNG'D | SILICON CARBIDE | ① NEEDLE BEARING | TUNGSTEN CARBIDE | HARD. STEEL | SILICON CARB. SILICON CARB. VITON | ARAMID FIBER W/GRAPHITE | C.W. | DUCTILE IRON | 75 PSI [5 BAR] |

Standard Models

G H A 2 NK 3 - B
 | | | | | | |
 GEAR DUTY DESIGN PORT SIZE HYDRAULIC SEAL STYLE
 SIZE SIZE

| MODEL NUMBER | NOM. CAPACITY-SPEED | | MAXIMUM | | | | SHIPPING DATA | | |
|--|---------------------|-------------------------|-----------------------------------|------------------------------|---------------------------------------|-------------------|------------------|---------------|-------------|
| | MAXIMUM | | DIFFERENTIAL PRESSURE - PSI [BAR] | | | TEMP. | ② Weight | Volume | |
| | GPM [LPM] | RPM 60 Hz [50 HZ] | BELOW 38 SSU [4 cSt] | 38 TO 100 SSU [21 cSt] | 100 TO 250,000 SSU [55,000 cSt] | °F [°C] | | | LBS [KG] |
| GHA 1-1/2 GC 3-B ● GHA 1-1/2 GC 4-B ■ | 8 [25] | 870 [720] | | | | | | 57 [25,9] | 2.9 |
| GHA 1-1/2 GF 3-B ● GHA 1-1/2 GF 4-B ■ | 11 [36] | | | | | | | 57 [25,9] | |
| GHA 1-1/2 GH 3-B ● GHA 1-1/2 GH 4-B ■ | 15 [49] | | | | | | | 57 [25,9] | |
| GHA 1-1/2 GJ 3-B ● GHA 1-1/2 GJ 4-B ■ | 19 [60] | | | | | | | 57 [25,9] | |
| GHA 2 JJ 3-B ● GHA 2 JJ 4-B ■ | 28 [88] | | 100 [7] | 150 [10] | 200 [14] | ● 250 [119] | | 144 [65,5] | 5.3 |
| GHA 2 JL 3-B ● GHA 2 JL 4-B ■ | 38 [121] | | | | | | | 144 [65,5] | |
| GHA 2 JP 3-B ● GHA 2 JP 4-B ■ | 54 [169] | | | | | | | 144 [65,5] | |
| GHA 2 NK 3-B ● GHA 2 NK 4-B ■ | 60 [188] | 580 [480] | | | | ■ 500 [260] | | 180 [81,6] | 5.3 |
| GHA 3 NK 3-B ● GHA 3 NK 4-B ■ | | | | | | | | 180 [81,6] | |
| GHA 2 NM 3-B ● GHA 2 NM 4-B ■ | 80 [251] | | | | | | | 180 [81,6] | |
| GHA 3 NM 3-B ● GHA 3 NM 4-B ■ | | | | | | | | 180 [81,6] | |
| GHA 2 NP 3-B ● GHA 2 NP 4-B ■ | 99 [313] | | | | | | | 180 [81,6] | |
| GHA 3 NP 3-B ● GHA 3 NP 4-B ■ | | | | | | | | 180 [81,6] | 10.7 |

STANDARD MODELS CONT.

① EXCEPT "S" SIZE AND 4-B MODELS (SILICON CARBIDE BUSHING).

② FOR 4-B UNIT WEIGHT, REFER TO GHS SECTION

● MECHANICAL SEAL
■ PACKING

THE GORMAN-RUPP COMPANY • MANSFIELD, OHIO
GORMAN-RUPP OF CANADA LIMITED • ST. THOMAS, ONTARIO, CANADA

| MODEL NUMBER | NOM. CAPACITY-SPEED | | MAXIMUM | | | | SHIPPING DATA | | |
|--|---------------------|-------------------------|-----------------------------------|------------------------------|---------------------------------------|--|---------------|------------|--------------|
| | MAXIMUM | | DIFFERENTIAL PRESSURE - PSI [BAR] | | | TEMP. | Weight | Volume | |
| | GPM [LPM] | RPM 60 Hz [50 HZ] | BELOW 38 SSU [4 cSt] | 38 TO 100 SSU [21 cSt] | 100 TO 250,000 SSU [55,000 cSt] | °F [°C] | LBS [KG] | CU. FT. | |
| GHA 2 RM 3-B ● GHA 2 RM 4-B ■ | 85 [271] | 350 [290] | 100 [7] | 150 [10] | 200 [14] | ● 250 [119] ■ 500 [260] | 357 [162] | 10.7 | |
| GHA 2-1/2 RM 3-B ● GHA 2-1/2 RM 4-B ■ | | | | | | | 357 [162] | | |
| GHA 3 RM 3-B ● GHA 3 RM 4-B ■ | | | | | | | 357 [162] | | |
| GHA 3 RP 3-B ● GHA 3 RP 4-B ■ | | | | | | | 105 [339] | | 357 [162] |
| GHA 3 RR 3-B ● GHA 3 RR 4-B ■ | | | | | | | 125 [402] | | 357 [162] |
| GHA 3 RS 3-B ● GHA 3 RS 4-B ■ | | | | | | | 146 [465] | | 357 [162] |
| GHA 4 RS 3-B ● GHA 4 RS 4-B ■ | | | | | | | 146 [465] | | 357 [162] |
| GHA 3 SR 3-B ● GHA 3 SR 4-B ■ | 210 [660] | 350 [290] | 100 [7] | 150 [10] | 200 [14] | ● 400 [204] ■ 500 [260] | 530 [240] | 17.3 | |
| GHA 4 SR 3-B ● GHA 4 SR 4-B ■ | | | | | | | 530 [240] | | |
| GHA 3 SU 3-B ● GHA 3 SU 4-B ■ | | | | | | | 325 [1020] | | 530 [240] |
| GHA 4 SU 3-B ● GHA 4 SU 4-B ■ | | | | | | | | | 530 [240] |

PORTS ARE COMPATIBLE WITH 125# ANSI CAST IRON FLANGES. ALL OTHER PORTS ARE TAPPED NPT FOR ANSI PIPE.


NOTE: PROPER PUMP APPLICATION REQUIRES CONSIDERATION OF ADDITIONAL FACTORS. PLEASE REVIEW APPLICATION GUIDE IN SECTION 500 OR CONSULT THE FACTORY.

GHA

**FOR GHA DRIVE OPTIONS
AND DIMENSIONS**

SEE

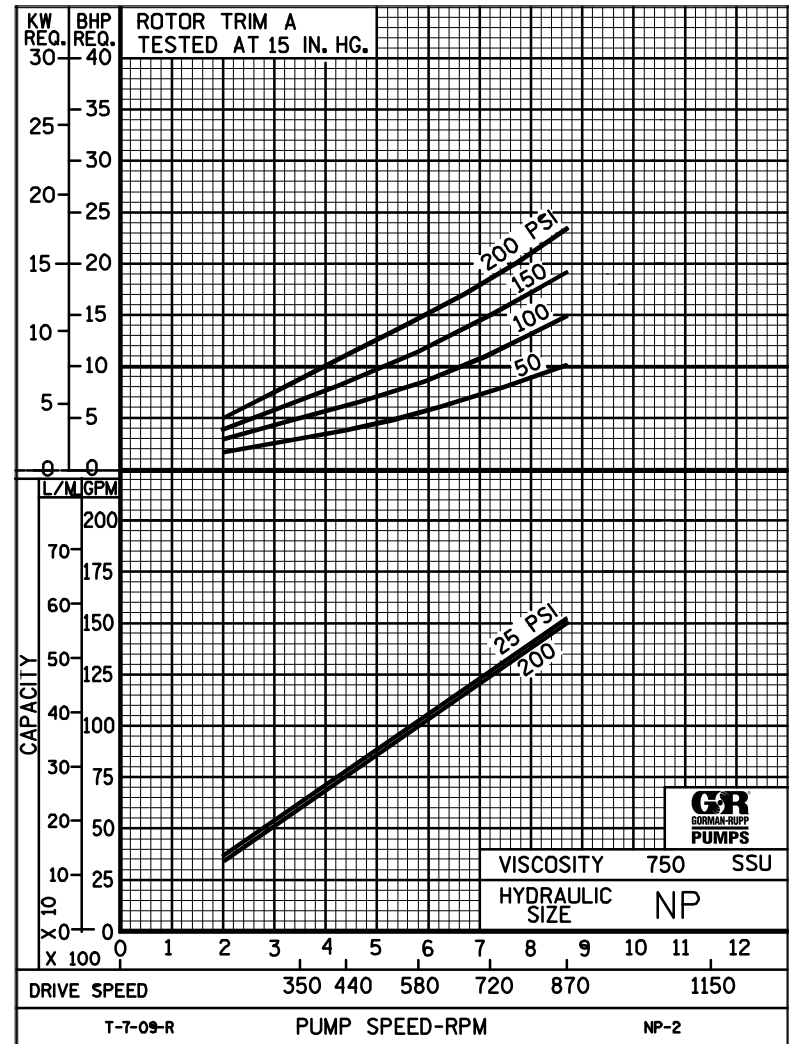
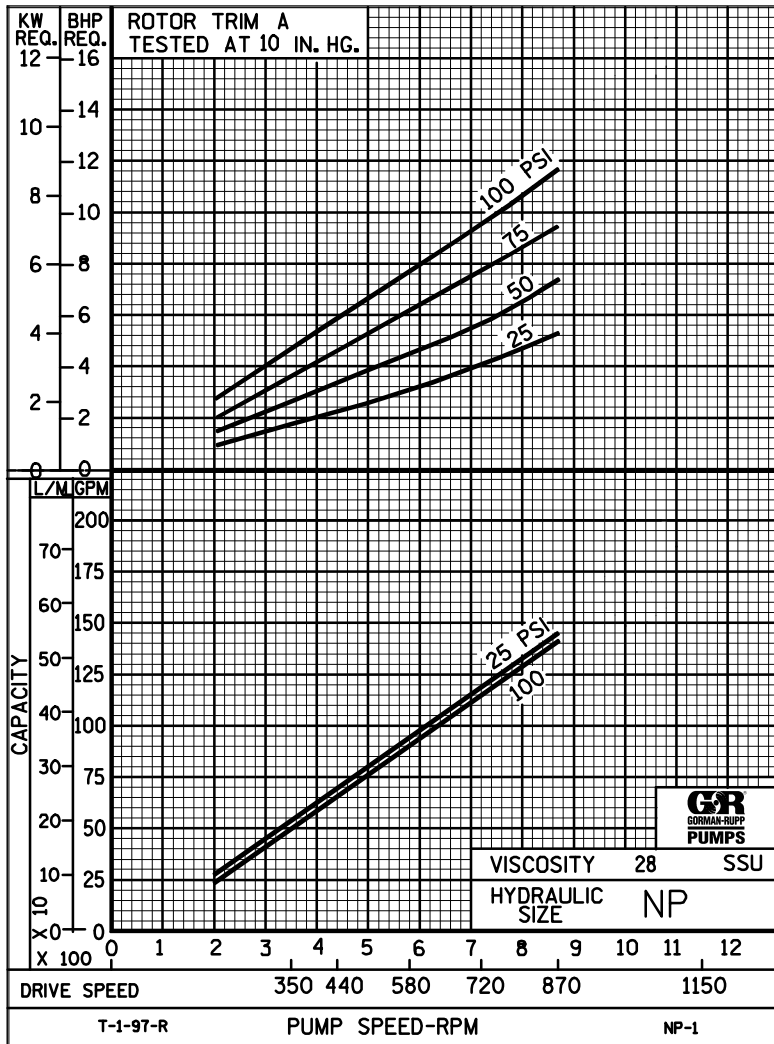
SECTION 545



PERFORMANCE CURVES

SPEED VS. CAPACITY/HORSEPOWER

NP Hydraulic Size





PERFORMANCE CURVES

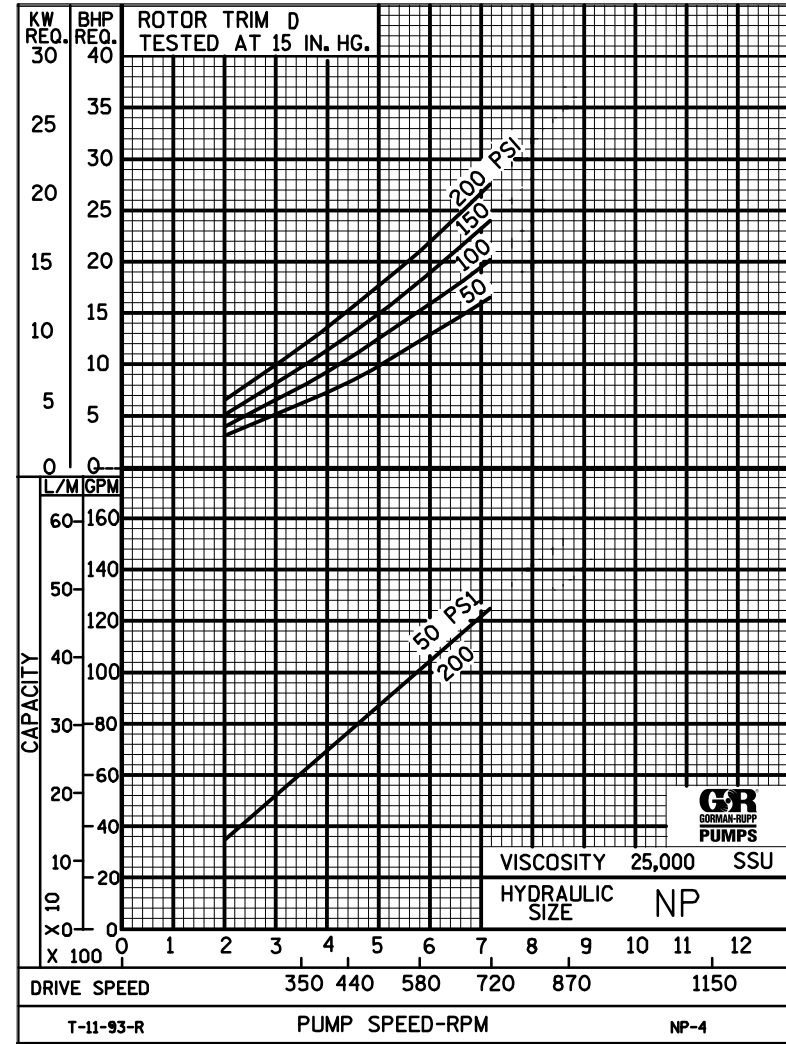
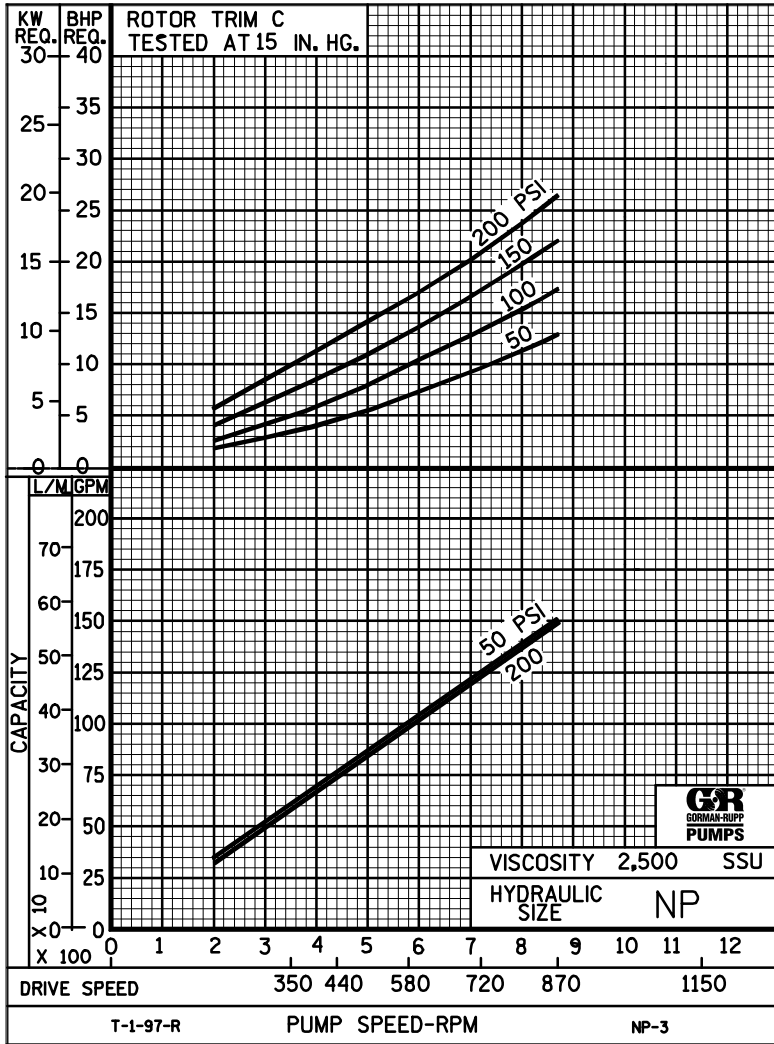
SPEED VS. CAPACITY/HORSEPOWER

NP Hydraulic Size

SEC. 500


Page 99

January 2010



THE GORMAN-RUPP COMPANY • MANSFIELD, OHIO
 GORMAN-RUPP OF CANADA LIMITED • ST. THOMAS, ONTARIO, CANADA

Printed in U.S.A.



NP

PUMP HYDRAULIC SIZE CHART

SEC. 500


Page 100

January 2010

150 GPM
870 RPM

| NOMINAL | | ROTOR TRIM | VISCOSITY (SSU) | N.I.P.R. (PSIA) | FRICTION PIPE LOSS (PSI/FT) <small>(Based on Sch 40 Steel Pipe)</small> | | | | | FULL BYPASS RELIEF VALVE PRESSURE (PSI) | | | | | CAPACITY (GPM) / H.P. REQUIRED | | | | | | | | | | |
|----------|-----------|------------|-----------------|-----------------|--|------|--------------|-----|-------------|---|-----|----------------------------|-----|-----|--------------------------------|-----------------|-----|-----|-----|-----|-----|-----|--|--|--|
| CAP. GPM | SPEED RPM | | | | PIPE DIAMETER | | | | | CRACKING PRESS. (PSI) | | | | | DIFFERENTIAL PRESSURE (PSI) | | | | | | | | | | |
| | | 2" | 2 1/2" | 3" | 4" | 5" | LOW PRES R/V | | HI PRES R/V | | | MEDIUM DUTY AND HEAVY DUTY | | | | HEAVY DUTY ONLY | | | | | | | | | |
| | | | | | | 50 | 75 | 100 | 150 | 200 | 25 | 50 | 75 | 100 | 150 | 200 | 300 | 400 | | | | | | | |
| 150 | 870 | STD | 28 | 4.2 | .01 | .01 | .01 | .01 | .01 | 68 | 96 | 125 | | | 144 | 143 | 141 | 140 | | | | | | | |
| | | | 32 | | .13 | .06 | .02 | .01 | .01 | | | | | 5.3 | 7.4 | 9.6 | 12 | | | | | | | | |
| | | | 38 | 4.2 | .16 | .07 | .03 | .01 | .01 | 68 | 96 | 125 | 168 | | | 145 | 144 | 143 | 142 | 141 | | | | | |
| | | | 50 | | .19 | .08 | .03 | .01 | .01 | | | | | 5.5 | 7.6 | 9.8 | 12 | 17 | | | | | | | |
| | | | 70 | 4.2 | .22 | .09 | .04 | .01 | .01 | 70 | 100 | 128 | 170 | 223 | | | 148 | 147 | 146 | 145 | 144 | 143 | | | |
| | | | 100 | | .24 | .11 | .04 | .01 | .01 | | | | | 6.0 | 8.0 | 10 | 13 | 17 | 21 | | | | | | |
| | | | 150 | 4.2 | .27 | .12 | .04 | .01 | .01 | 72 | 102 | 131 | 172 | 226 | | | 149 | 149 | 148 | 147 | 146 | 146 | | | |
| | | | 200 | | .30 | .13 | .05 | .01 | .01 | | | | | 6.9 | 8.7 | 11 | 13 | 18 | 22 | | | | | | |
| | | | 300 | 4.2 | .34 | .15 | .05 | .01 | .01 | 74 | 104 | 134 | 174 | 230 | | | 150 | 150 | 149 | 149 | 148 | 147 | | | |
| | | | 500 | | .39 | .15 | .05 | .02 | .01 | | | | | 7.9 | 9.6 | 12 | 14 | 19 | 23 | | | | | | |
| | | | 750 | 4.2 | .39 | .19 | .08 | .03 | .01 | 76 | 106 | 137 | 178 | 232 | | | 151 | 151 | 151 | 150 | 150 | 150 | | | |
| | | | 1,000 | | .49 | .24 | .10 | .04 | .02 | | | | | 8.9 | 11 | 13 | 15 | 20 | 24 | | | | | | |
| | | 2,000 | 5.8 | .97 | .48 | .20 | .07 | .03 | 90 | 122 | 154 | 196 | 248 | | | 151 | 151 | 151 | 151 | 150 | 150 | | | | |
| | | 3,500 | | 1.69 | .83 | .35 | .12 | .05 | | | | | 11 | 14 | 16 | 18 | 23 | 28 | | | | | | | |
| | | 5,000 | 6.9 | 2.42 | 1.19 | .50 | .17 | .07 | 100 | 134 | 168 | 208 | 262 | | | 151 | 151 | 151 | 151 | 150 | 150 | | | | |
| | | 7,500 | | 3.63 | 1.78 | .75 | .25 | .10 | | | | | 14 | 16 | 18 | 20 | 25 | 30 | | | | | | | |
| | | 10,000 | 8.2 | 4.83 | 2.38 | 1.00 | .34 | .14 | 110 | 144 | 180 | 222 | 275 | | | 151 | 151 | 151 | 151 | 150 | 150 | | | | |
| | | 15,000 | | 7.25 | 3.56 | 1.50 | .51 | .21 | | | | | 17 | 19 | 21 | 23 | 28 | 32 | | | | | | | |
| | | 20,000 | | | | | | | | | | | | | | | | | | | | | | | |
| | | 25,000 | | | | | | | | | | | | | | | | | | | | | | | |
| | | 50,000 | | | | | | | | | | | | | | | | | | | | | | | |
| | | 75,000 | | | | | | | | | | | | | | | | | | | | | | | |
| | | 100,000 | | | | | | | | | | | | | | | | | | | | | | | |
| | | 150,000 | | | | | | | | | | | | | | | | | | | | | | | |
| 200,000 | | | | | | | | | | | | | | | | | | | | | | | | | |
| 250,000 | | | | | | | | | | | | | | | | | | | | | | | | | |

(NOTE) For speeds not shown on the pump hydraulic charts, consult factory.



NP

PUMP HYDRAULIC SIZE CHART

SEC. 500

Page 101
January 2010

99 GPM
580 RPM

| NOMINAL | | ROTOR TRIM | VISCOSITY (SSU) | N.I.P.R. (PSIA) | FRICTION PIPE LOSS (PSI/FT) <small>(Based on Sch 40 Steel Pipe)</small> | | | | | FULL BYPASS RELIEF VALVE PRESSURE (PSI) | | | | | CAPACITY (GPM) / H.P. REQUIRED | | | | | | | | | | | | |
|----------|-----------|------------|-----------------|-----------------|--|--------|------|-----|-----|---|-----|-----|-------------|-----|--------------------------------|-----|-----|-----|-----------------|-----|----|--|--|--|--|--|--|
| CAP. GPM | SPEED RPM | | | | PIPE DIAMETER | | | | | CRACKING PRESS. (PSI) | | | | | DIFFERENTIAL PRESSURE (PSI) | | | | | | | | | | | | |
| | | | | | 2" | 2 1/2" | 3" | 4" | 5" | LOW PRES R/V | | | HI PRES R/V | | MEDIUM DUTY AND HEAVY DUTY | | | | HEAVY DUTY ONLY | | | | | | | | |
| 99 | 580 | STD | 28 | 2.5 | .01 | .01 | .01 | .01 | .01 | 62 | 88 | 118 | | | 95 | 92 | 91 | 90 | | | | | | | | | |
| | | | 32 | | .06 | .03 | .01 | .01 | .01 | | | | | | | 3.2 | 4.6 | 6.2 | 7.8 | | | | | | | | |
| | | | 38 | 2.5 | .08 | .03 | .01 | .01 | .01 | 62 | 88 | 118 | 164 | | | 96 | 94 | 94 | 93 | 92 | | | | | | | |
| | | | 50 | | .09 | .04 | .02 | .01 | .01 | | | | | | | 3.2 | 4.7 | 6.3 | 7.9 | 11 | | | | | | | |
| | | | 70 | 2.5 | .11 | .05 | .02 | .01 | .01 | 64 | 90 | 120 | 164 | 210 | | 98 | 97 | 96 | 96 | 95 | 94 | | | | | | |
| | | | 100 | | .12 | .05 | .02 | .01 | .01 | | | | | | | 3.3 | 4.7 | 6.4 | 8.0 | 11 | 14 | | | | | | |
| | | | 150 | 2.5 | .14 | .06 | .02 | .01 | .01 | 64 | 92 | 120 | 168 | 214 | | 99 | 99 | 98 | 98 | 97 | 96 | | | | | | |
| | | | 200 | | .15 | .06 | .03 | .01 | .01 | | | | | | | 3.5 | 4.9 | 6.5 | 8.1 | 11 | 14 | | | | | | |
| | | | 300 | 2.5 | .17 | .06 | .03 | .01 | .01 | 66 | 94 | 122 | 168 | 218 | | 100 | 99 | 99 | 99 | 98 | 98 | | | | | | |
| | | | 500 | | .17 | .08 | .04 | .01 | .01 | | | | | | | 4.0 | 5.1 | 6.8 | 8.2 | 11 | 15 | | | | | | |
| | | | 750 | 2.5 | .24 | .12 | .05 | .02 | .01 | 68 | 96 | 122 | 172 | 222 | | 101 | 101 | 101 | 100 | 99 | 99 | | | | | | |
| | | | 1,000 | | .32 | .16 | .07 | .02 | .01 | | | | | | | 4.5 | 5.9 | 7.1 | 8.9 | 12 | 15 | | | | | | |
| | | 2,000 | 3.2 | .64 | .32 | .13 | .05 | .02 | 74 | 102 | 128 | 180 | 230 | | 101 | 101 | 101 | 100 | 100 | 99 | | | | | | | |
| | | 3,500 | | 1.12 | .55 | .23 | .08 | .03 | | | | | | | 5.9 | 7.3 | 8.9 | 10 | 14 | 17 | | | | | | | |
| | | 5,000 | 3.8 | 1.60 | .79 | .33 | .11 | .05 | 76 | 104 | 130 | 184 | 234 | | 101 | 101 | 101 | 100 | 100 | 100 | | | | | | | |
| | | 7,500 | | 2.39 | 1.18 | .50 | .17 | .07 | | | | | | | 7.1 | 9.0 | 10 | 12 | 15 | 18 | | | | | | | |
| | | 10,000 | 4.5 | 3.19 | 1.57 | .66 | .22 | .09 | 78 | 106 | 132 | 188 | 236 | | 101 | 101 | 101 | 100 | 100 | 100 | | | | | | | |
| | | 15,000 | | 4.79 | 2.35 | .99 | .33 | .14 | | | | | | | 8.9 | 11 | 13 | 14 | 17 | 20 | | | | | | | |
| | | 20,000 | 5.2 | 6.38 | 3.14 | 1.32 | .45 | .18 | 80 | 108 | 134 | 192 | 240 | | 101 | 101 | 101 | 100 | 100 | 100 | | | | | | | |
| | | 25,000 | | 7.97 | 3.92 | 1.64 | .56 | .23 | | | | | | | 11 | 12 | 14 | 15 | 18 | 21 | | | | | | | |
| | | 50,000 | 9.0 | 16.0 | 7.83 | 3.29 | 1.11 | .45 | 88 | 120 | 146 | 208 | 250 | | 101 | 101 | 101 | 100 | 100 | 100 | | | | | | | |
| | | 75,000 | | 23.9 | 11.8 | 4.93 | 1.66 | .68 | | | | | | | 17 | 23 | 25 | 27 | 30 | 33 | | | | | | | |
| | | 100,000 | | | | | | | | | | | | | | | | | | | | | | | | | |
| | | 150,000 | | | | | | | | | | | | | | | | | | | | | | | | | |
| 200,000 | | | | | | | | | | | | | | | | | | | | | | | | | | | |
| 250,000 | | | | | | | | | | | | | | | | | | | | | | | | | | | |

(NOTE) For speeds not shown on the pump hydraulic charts, consult factory.



NP

PUMP HYDRAULIC SIZE CHART

SEC. 500

Page 102

January 2010

**60 GPM
350 RPM**

| NOMINAL | | ROTOR TRIM | VISCOSITY (SSU) | N.I.P.R. (PSIA) | FRICTION PIPE LOSS (PSI/FT) (Based on Sch 40 Steel Pipe) | | | | | FULL BYPASS RELIEF VALVE PRESSURE (PSI) | | | | | CAPACITY (GPM) / H.P. REQUIRED | | | | | | | | | | | | |
|----------|-----------|------------|-----------------|-----------------|---|------|--------------|-----|-------------|---|-----|-----|-----|-----|--------------------------------|-----|-----|-----|-----|----------------------------|-----|-----|--|-----------------|--|--|--|
| CAP. GPM | SPEED RPM | | | | PIPE DIAMETER | | | | | CRACKING PRESS. (PSI) | | | | | DIFFERENTIAL PRESSURE (PSI) | | | | | | | | | | | | |
| | | 2" | 2 1/2" | 3" | 4" | 5" | LOW PRES R/V | | HI PRES R/V | | | 25 | 50 | 75 | 100 | 150 | 200 | 300 | 400 | MEDIUM DUTY AND HEAVY DUTY | | | | HEAVY DUTY ONLY | | | |
| 60 | 350 | STD | 28 | 1.5 | .01 | .01 | .01 | .01 | .01 | 57 | 83 | 107 | | | | 55 | 55 | 53 | 52 | | | | | | | | |
| | | | 32 | | .02 | .01 | .01 | .01 | .01 | | | | | | | 1.8 | 2.7 | 3.8 | 4.8 | | | | | | | | |
| | | | 38 | 1.5 | .03 | .02 | .01 | .01 | .01 | 57 | 83 | 107 | 157 | | | | 56 | 56 | 55 | 54 | 53 | | | | | | |
| | | | 50 | | .04 | .02 | .01 | .01 | .01 | | | | | | | | 1.9 | 2.8 | 3.9 | 4.9 | 6.7 | | | | | | |
| | | | 70 | 1.5 | .05 | .02 | .01 | .01 | .01 | 58 | 85 | 109 | 157 | 210 | | | 58 | 58 | 57 | 57 | 56 | 55 | | | | | |
| | | | 100 | | .05 | .02 | .01 | .01 | .01 | | | | | | | | 2.0 | 2.9 | 3.9 | 4.9 | 6.8 | 8.8 | | | | | |
| | | | 150 | 1.5 | .06 | .03 | .01 | .01 | .01 | 58 | 85 | 109 | 157 | 210 | | | 60 | 60 | 59 | 59 | 58 | 57 | | | | | |
| | | | 200 | | .06 | .03 | .01 | .01 | .01 | | | | | | | | 2.1 | 3.0 | 4.0 | 5.0 | 6.9 | 8.9 | | | | | |
| | | | 300 | 1.5 | .06 | .03 | .01 | .01 | .01 | 59 | 87 | 112 | 159 | 212 | | | 61 | 60 | 60 | 60 | 59 | 59 | | | | | |
| | | | 500 | | .10 | .05 | .02 | .01 | .01 | | | | | | | | 2.2 | 3.1 | 4.1 | 5.0 | 6.9 | 9.0 | | | | | |
| | | 750 | 1.5 | .15 | .07 | .03 | .01 | .01 | 59 | 87 | 112 | 159 | 212 | | | 61 | 60 | 60 | 60 | 60 | 60 | | | | | | |
| | | 1,000 | | .20 | .10 | .04 | .02 | .01 | | | | | | | | 2.3 | 3.3 | 4.2 | 5.0 | 7.0 | 9.1 | | | | | | |
| | | 2,000 | 2.1 | .39 | .19 | .08 | .03 | .01 | 63 | 90 | 117 | 170 | 219 | | | 61 | 60 | 60 | 60 | 60 | 60 | | | | | | |
| | | 3,500 | | .68 | .33 | .14 | .05 | .02 | | | | | | | | 3.0 | 4.0 | 4.9 | 5.7 | 7.6 | 9.6 | | | | | | |
| | | 5,000 | 2.5 | .97 | .48 | .20 | .07 | .03 | 64 | 90 | 117 | 170 | 219 | | | 61 | 60 | 60 | 60 | 60.3 | 60 | | | | | | |
| | | 7,500 | | 1.45 | .71 | .30 | .10 | .04 | | | | | | | | 3.6 | 4.6 | 5.0 | 6.3 | 8.2 | 10 | | | | | | |
| | | 10,000 | 3.1 | 1.93 | .95 | .40 | .14 | .06 | 65 | 92 | 120 | 174 | 225 | | | 61 | 60 | 60 | 60 | 60 | 60 | | | | | | |
| | | 15,000 | | 2.90 | 1.43 | .60 | .20 | .08 | | | | | | | | 4.4 | 5.4 | 6.2 | 7.0 | 8.9 | 11 | | | | | | |
| | | 20,000 | 3.6 | 3.87 | 1.90 | .80 | .27 | .11 | 65 | 92 | 120 | 174 | 225 | | | 61 | 60 | 60 | 60 | 60 | 60 | | | | | | |
| | | 25,000 | | 4.83 | 2.37 | 1.00 | .34 | .14 | | | | | | | | 5.1 | 6.0 | 7.0 | 7.9 | 9.7 | 12 | | | | | | |
| 50,000 | 6.5 | 9.66 | 4.75 | 1.99 | .67 | .27 | 70 | 98 | 126 | 179 | 232 | | | 61 | 60 | 60 | 60 | 60 | 60 | | | | | | | | |
| 75,000 | | 14.5 | 7.12 | 2.99 | 1.01 | .41 | | | | | | | | 7.5 | 8.5 | 9.5 | 11 | 12 | 14 | | | | | | | | |
| 100,000 | 10.2 | 19.3 | 9.49 | 3.98 | 1.35 | .55 | 75 | 104 | 132 | 185 | 238 | | | 61 | 60 | 60 | 60 | 60 | 60 | | | | | | | | |
| 150,000 | | 29.0 | 14.3 | 5.97 | 2.02 | .82 | | | | | | | | 10 | 11 | 13 | 15 | 17 | 20 | | | | | | | | |
| 200,000 | | | | | | | | | | | | | | | | | | | | | | | | | | | |
| 250,000 | | | | | | | | | | | | | | | | | | | | | | | | | | | |

(NOTE) For speeds not shown on the pump hydraulic charts, consult factory.



NP

SEC. 500

PAGE 103

February 2025

22 GPM
125 RPM

| NOMINAL | | VISCOSITY | | N.I.P.R. | FRICTION PIPE LOSS (PSI/FT) <small>(Schedule 40 Steel Pipe)</small> | | | | | CAPACITY (GPM) | | | | H.P. REQUIRED | | | | | |
|-----------|------------|------------|-------|----------|---|------|------|------|------|-----------------------------|------|------|------|------------------|------|------|------|------|------|
| GPM | RPM | ROTOR TRIM | (SSU) | (PSIa) | PIPE DIAMETER | | | | | MEDIUM-DUTY & HEAVY-DUTY | | | | HEAVY-DUTY ONLY | | | | | |
| | | | | | 2½" | 3" | 4" | 5" | 6" | DIFFERENTIAL PRESSURE (PSI) | | | | 150 | 200 | 300 | 400 | | |
| | | | | | | 25 | 50 | 75 | 100 | 150 | 200 | 300 | 400 | | | | | | |
| 22 | 125 | STD | | | | | | | | | | | | | | | | | |
| | | | | | | | | | | | | | | | | | | | |
| | | | | | | | | | | | | | | | | | | | |
| | | | | | | | | | | | | | | | | | | | |
| | | | | | | | | | | | | | | | | | | | |
| | | | | | | | | | | | | | | | | | | | |
| | | | | | | | | | | | | | | | | | | | |
| | | | | | | | | | | | | | | | | | | | |
| | | | | | | | | | | | | | | | | | | | |
| | | | | | | | | | | | | | | | | | | | |
| | | | | | | | | | | | | | | | | | | | |
| | | | | | | | | | | | | | | | | | | | |
| | | | | | | | | | | | | | | | | | | | |
| | | | | | | | | | | | | | | | | | | | |
| | | | | "D" | 200,000 | 3.3 | 7 | 2.9 | 1 | 0.4 | 0.2 | 22.1 | 22.1 | 21.9 | 21.9 | 21.7 | 21.7 | 21.4 | 21.2 |
| | | | | | 399,999 | | 13.9 | 5.8 | 2 | 0.8 | 0.4 | 2.7 | 2.9 | 3.2 | 3.5 | 3.9 | 4.1 | 4.6 | 5.3 |
| | | | | | 400,000 | 3.7 | 22.1 | 22.1 | 21.9 | 21.9 | 21.7 | 21.7 | 21.4 | 21.2 | | | | | |
| | | | | | 599,999 | | 2.9 | 3.1 | 3.3 | 3.7 | 4.1 | 4.4 | 4.9 | 5.6 | | | | | |
| | | | | | 600,000 | 4.6 | 22.1 | 22.1 | 21.9 | 21.9 | 21.7 | 21.7 | 21.4 | 21.2 | | | | | |
| | | | | | 799,999 | | 3.1 | 3.3 | 3.5 | 3.9 | 4.3 | 4.7 | 5.3 | 5.9 | | | | | |
| | | 800,000 | 5 | | NR | 11.7 | 4 | 1.6 | 0.8 | 22.1 | 22.1 | 21.9 | 21.9 | 21.7 | 21.7 | 21.4 | 21.2 | | |
| | | 1M | | | NR | 14.6 | 5 | 2 | 1 | 3.3 | 3.5 | 3.7 | 4.1 | 4.7 | 5.2 | 5.8 | 6.4 | | |

(NOTE) For speeds not shown on the pump hydraulic charts, consult factory.