



# Submersible Pump

Models S3B1-E6 230/1 & 230/3,  
S3B1-E6 460/3, S3B1-E6 575/3

Size 3"

## PUMP SPECIFICATIONS

**Suction Head:** Aluminum Alloy 356-T6 With Bonded Nitrile Lining;  
Maximum Operating Pressure 50 psi (345 kPa).\*

**Impeller:** Ductile Iron 65-45-12.

**Seal Plate:** Aluminum Alloy 356-T6 With Bonded Nitrile Lining.

**Intermediate:** Aluminum Alloy 356-T6.

**Motor Housing:** Aluminum Alloy 356-T6.

**Motor Shaft:** Stainless Steel 416.

**Bearings:** Upper, Open Single Row Ball Bearing.  
Lower, Two Shield, Double Row Ball Bearing.

**Shaft Sleeve:** Stainless Steel 304.

**Discharge Flange:** Aluminum Alloy 356-T6.

**Gaskets:** Cork with Nitrile Binder (NC710).

**O-Rings:** Buna-N.

**Wetted Hardware:** Standard Plated Steel and Stainless Steel.

**Strainer:** Urethane Coated Steel. 51% Open Area,  
0.375" (9.5 mm) Diameter Openings.

**Hoisting Bail:** Urethane Coated Steel.

## Standard Equipment

### NEMA Type 3R Rainproof Control Box.

Provides On-Off, Circuit Breaker and Motor Overload Protection.

## Optional Equipment

### Liquid Level Control: (See Sec. 130, Page 150.)

- Turtle Type Pressure Activated Level Switch.
- . Float Activated Level Switch.

## Staging Adapter Kit.

## MOTOR/CABLE SPECIFICATIONS

**Motor:** Oil Filled Enclosure; 6.0 H.P.; 3450 R.P.M.

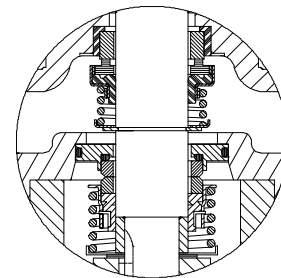
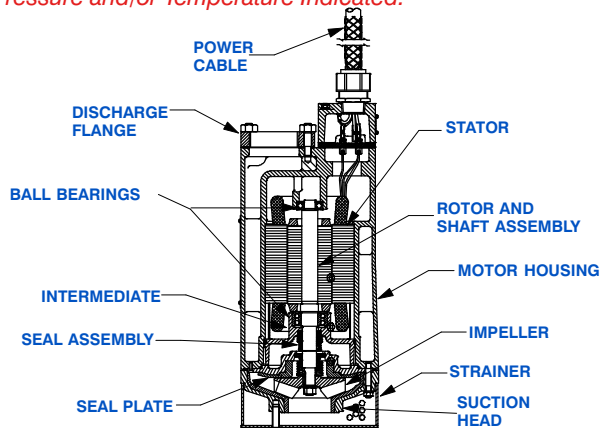
**Single Phase:** 230 Volt, 60 Hz, 34 Full Load AMPS, 7.2 kW (Max.)

**Three Phase:** 230/460/575 Volt, 60 Hz, 23/11.5/9.2 Full Load  
AMPS, 6.8 kW (Max.)

**Power Cable:** (230V/460V) 6 Wire; Type GGC; 8 AWG; 3 Power  
Conductors, 2 Ground and 1 Ground Check. (575V) 4 Wire; Type  
SO/SOW/SOOW; 10 AWG; 3 Power Conductors, Plus 1 Ground.  
Nominal Length 50 Feet (15 m). Standard.  
(Specify Alternate Length at Time of Order.)

**Recommended Generator Size:** 15 kW Across the Line Start.

\*Consult Factory for Applications Exceeding Maximum  
Pressure and/or Temperature Indicated.



## SEAL SPECIFICATIONS

Tandem, Oil Lubricated.

**Upper Seal:** Type 21, Mechanical. Carbon Rotating Face.  
Ni-Resist Stationary Face. Buna-N Elastomers.  
Stainless Steel 18-8 Cage and Spring.

**Lower Seal:** Type 2, Mechanical. Tungsten Titanium  
Carbide Rotating and Stationary Faces. Stainless  
Steel 316 Stationary Seat. Buna-N Elastomers.  
Stainless Steel 303/304 Cage and Spring.

Maximum Temperature of Liquid Pumped, 122°F (50°C).\*



GORMAN-RUPP PUMPS

www.grpumps.com

Specifications Subject to Change Without Notice

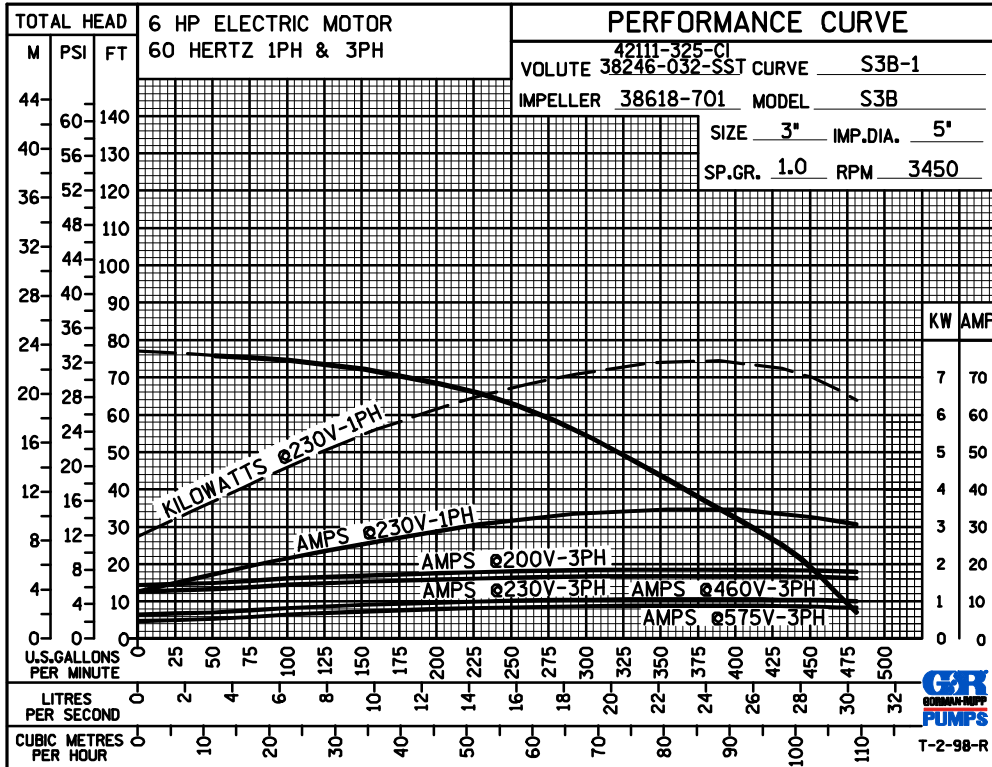
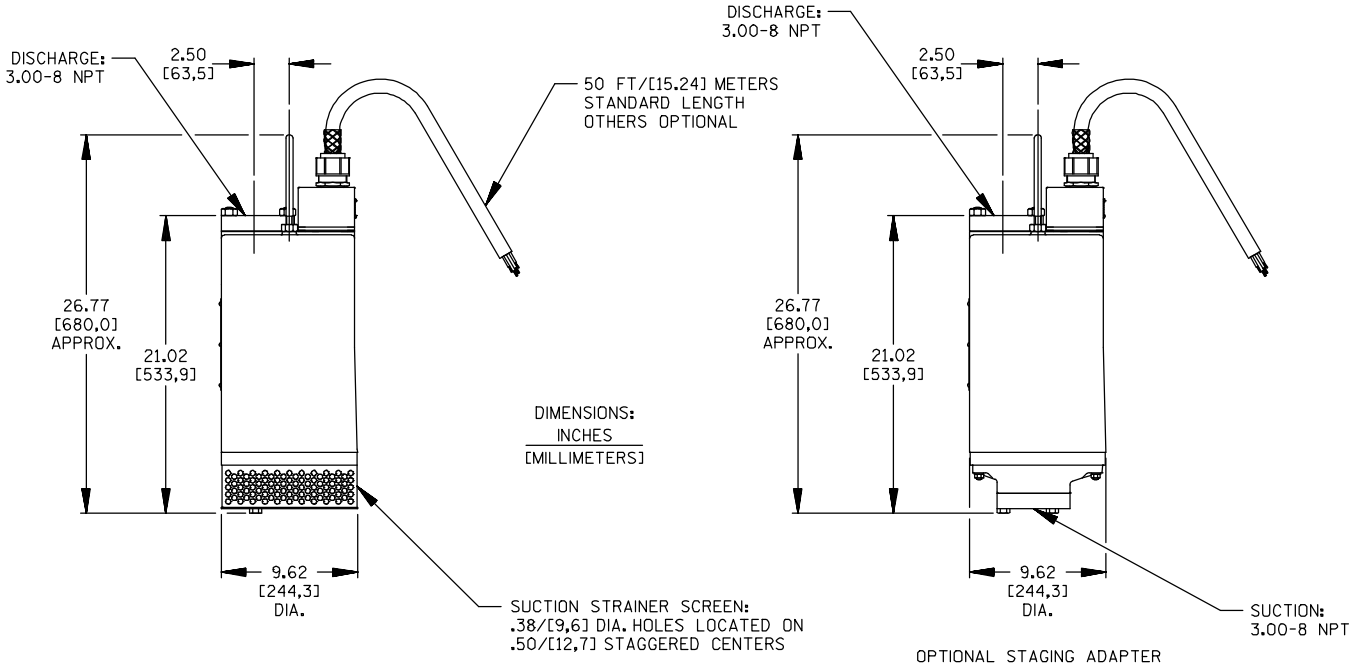
Printed in U.S.A.

**Specification Data**

SECTION 130, PAGE 662

APPROXIMATE DIMENSIONS and WEIGHTS

NET WEIGHT: 145 LBS. (65,8 KG.)  
 SHIPPING WEIGHT: 155 LBS. (70,3 KG.)  
 EXPORT CRATE SIZE: 7.8 CU. FT. (0,22 CU. M.)



**GORMAN-RUPP PUMPS**

www.grpumps.com

Specifications Subject to Change Without Notice

Printed in U.S.A.