

Self Priming Centrifugal Pump

Super
T SERIES

VARIOUS PATENTS APPLY

Model T3A65S-B

Size 3" x 3"



PUMP SPECIFICATIONS

Size: 3" x 3" (76 mm x 76 mm) NPT - Female.

Casing: Stainless Steel CD4MCu.

Maximum Operating Pressure 86 psi (593 kPa).*

Semi-Open Type, Two Vane Impeller: Stainless Steel CD4MCu.
Handles 2 1/2" (63,5 mm) Diameter Spherical Solids.

Impeller Shaft: Stainless Steel 17-4 PH.

Replaceable Wear Plate: Stainless Steel CD4MCu.

Removable Adjustable Cover Plate: Stainless Steel CD4MCu; 40 lbs. (18 kg).

Flap Valve: Fluorocarbon (DuPont Viton® or Equivalent)
w/Stainless Steel Reinforcing.

Seal Plate: Stainless Steel CD4MCu.

Bearing Housing: Stainless Steel CD4MCu.

Radial and Thrust Bearings: Open Single Row Ball.

Bearing and Seal Cavity Lubrication: SAE 30 Non-Detergent Oil.

Suction Flange: Stainless Steel CD4MCu.

Discharge Flange: Stainless Steel 316.

Gaskets: Fluorocarbon (DuPont Viton® or Equivalent) and PTFE.

O-Rings: Fluorocarbon (DuPont Viton® or Equivalent).

Hardware: Stainless Steel 316.

Pressure Relief Valve: Stainless Steel 316.

Bearing and Seal Cavity Oil Level Sight Gauges.

Optional Equipment: Automatic Air Release Valve.

Metal Bellows Seal. 120V/240V Casing Heater. High Pump Temperature Shutdown Kit. Self-Cleaning Wear Plate. Stainless Steel CD4MCu Suction and Discharge Spool Flanges:

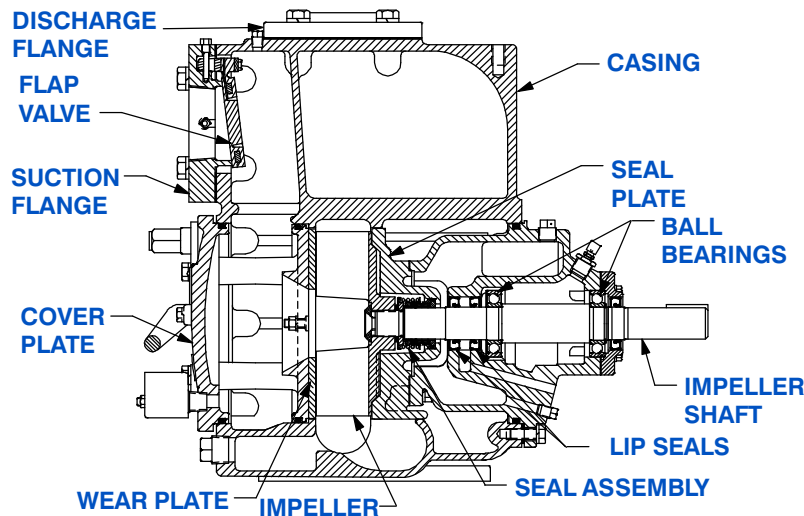
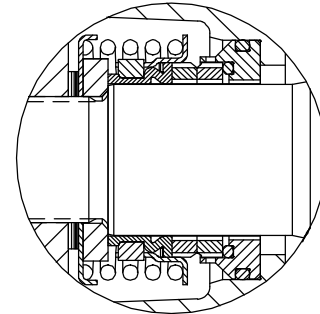
3" ASA (**Specify Model T3A65S-B /F**).

80 mm DIN 2527 (PN 16) (**Specify Model T3A65S-B /FM**).

**Consult Factory for Applications Exceeding Maximum Pressure and/or Temperature Indicated.*



Shown with Optional Suction & Discharge Spool Flanges (Available in ASA or DIN Standard Sizes).



SEAL DETAIL

Mechanical, Oil-Lubricated, Double Floating, Self-Aligning. Silicon Carbide Rotating and Stationary Faces. Stainless Steel 316 Stationary Seat. Fluorocarbon Elastomers (DuPont Viton® or Equivalent). Stainless Steel 316 Cage and Spring. Maximum Temperature of Liquid Pumped, 160°F (71°C).*

GR
GORMAN-RUPP
PUMPS

GORMAN-RUPP PUMPS

www.grpumps.com

Specifications Subject to Change Without Notice

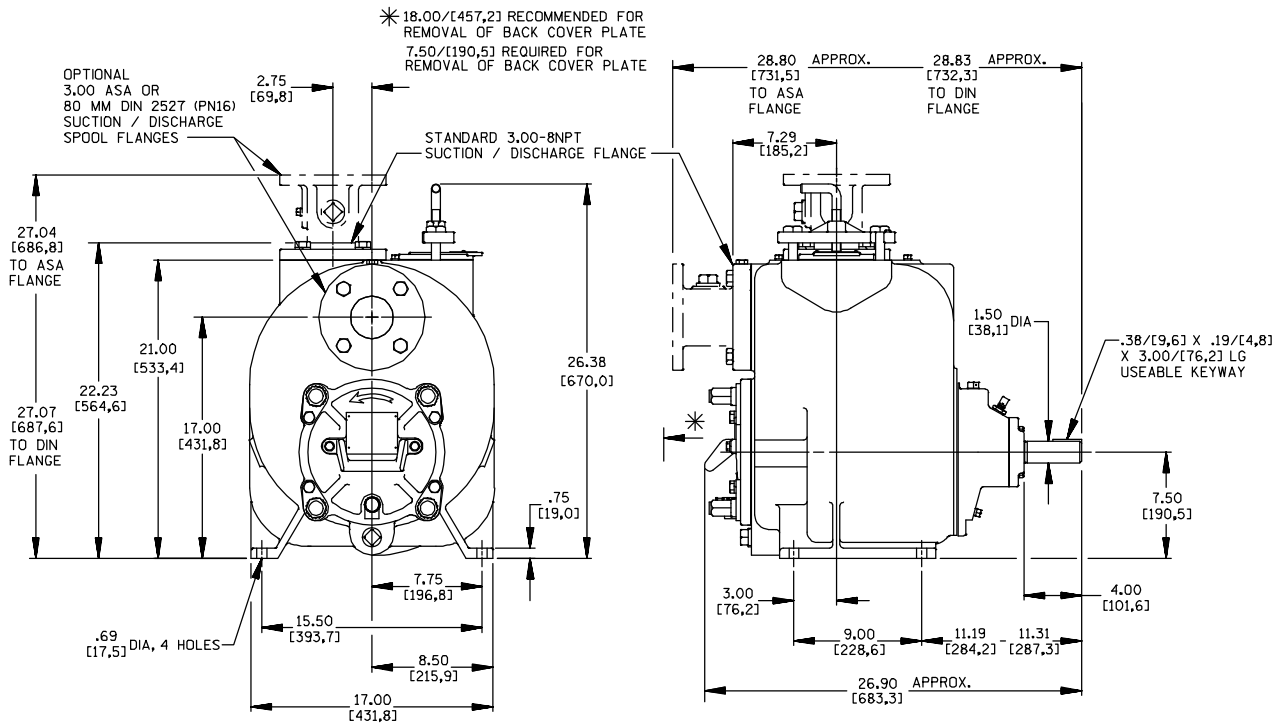
Printed in U.S.A.

Specification Data

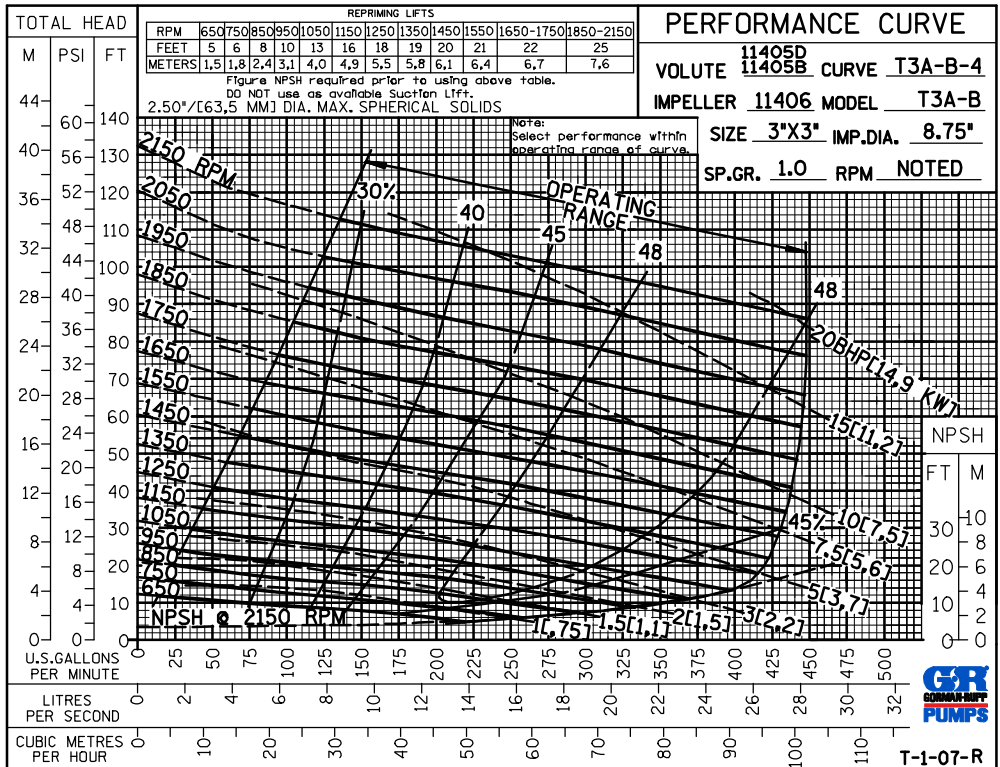
SECTION 55, PAGE 2030

APPROXIMATE DIMENSIONS and WEIGHTS

NET WEIGHT: 424 LBS. (192 KG.)*
SHIPPING WEIGHT: 472 LBS. (214 KG.)*
EXPORT CRATE: 19.3 CU. FT. (0,55 CU. M.)
***ADD 15 LBS. (6,8 KG.) W/EACH SPOOL FLANGE**



OPTIONAL ASA OR DIN STANDARD SUCTION & DISCHARGE SPOOL FLANGES AVAILABLE



GORMAN-RUPP PUMPS

www.grpumps.com

Specifications Subject to Change Without Notice

Printed in U.S.A.