

Self Priming Centrifugal Pump



Model 11 1/2A3-KW1.5 3P

Size 1 1/2" x 1 1/2"

PUMP SPECIFICATIONS

Size: 1 1/2" X 1 1/2" (38 mm x 38 mm) NPT - Female.

Casing: Gray Iron 30.

Maximum Operating Pressure 45 psi (310 kPa).*

Semi-Open Type, Two Vane Impeller: Gray Iron 30.

Handles 1" (25,4 mm) Diameter Spherical Solids.

Impeller Shaft: Stainless Steel 416 (Provided with Motor).

Replaceable Wear Plate: Carbon Steel 1026.

Removable Cover Plate: Gray Iron 30; 5 lbs. (3 kg).

Intermediate: Gray Iron 30.

Flap Valve: Buna-N; Gray Iron 30.

Shaft Sleeve: Stainless Steel 304.

Suction Flange: Gray Iron 30.

Gaskets: Cork ^w/Nitrile Binder and Vegetable Fiber.

Hardware: Standard Plated Steel.

Optional Equipment: Consult Factory for Options.

* Consult Factory for Applications Exceeding Maximum Pressure and/or Temperature Indicated.



MOTOR SPECIFICATIONS

Type: IEC.

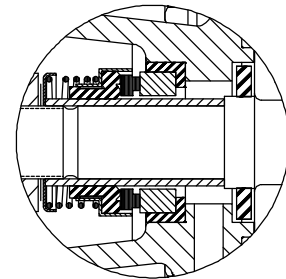
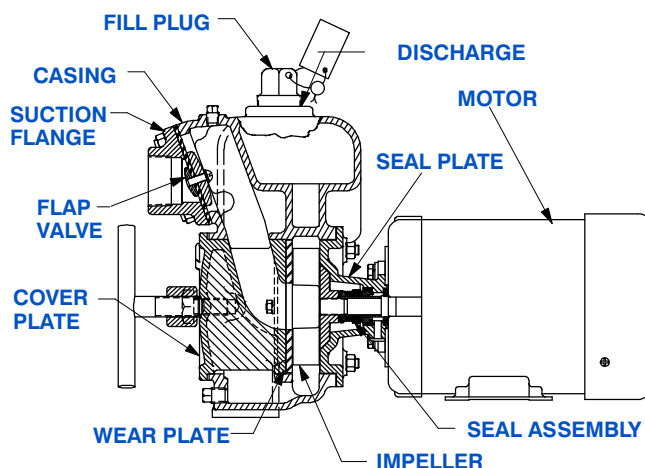
Rated kW: 1.5.

Frame Size: 90Y.

RPM: 2900.

Voltage: Three Phase, 380V; 50 Hz; 1.15 S.F.; Induction Start; Induction Run; 3.6 Approx. Full Load Amps.

Standard Equipment: IEC Terminal Block.



SEAL DETAIL

Type 21, Mechanical, Self Lubricated. Carbon Rotating Face. Ni-Resist Stationary Face. Buna-N Elastomers. Stainless Steel 18-8 Cage and Spring. Maximum Temperature of Liquid Pumped, 160°F (71°C).*



GORMAN-RUPP PUMPS

www.grpumps.com

Specifications Subject to Change Without Notice

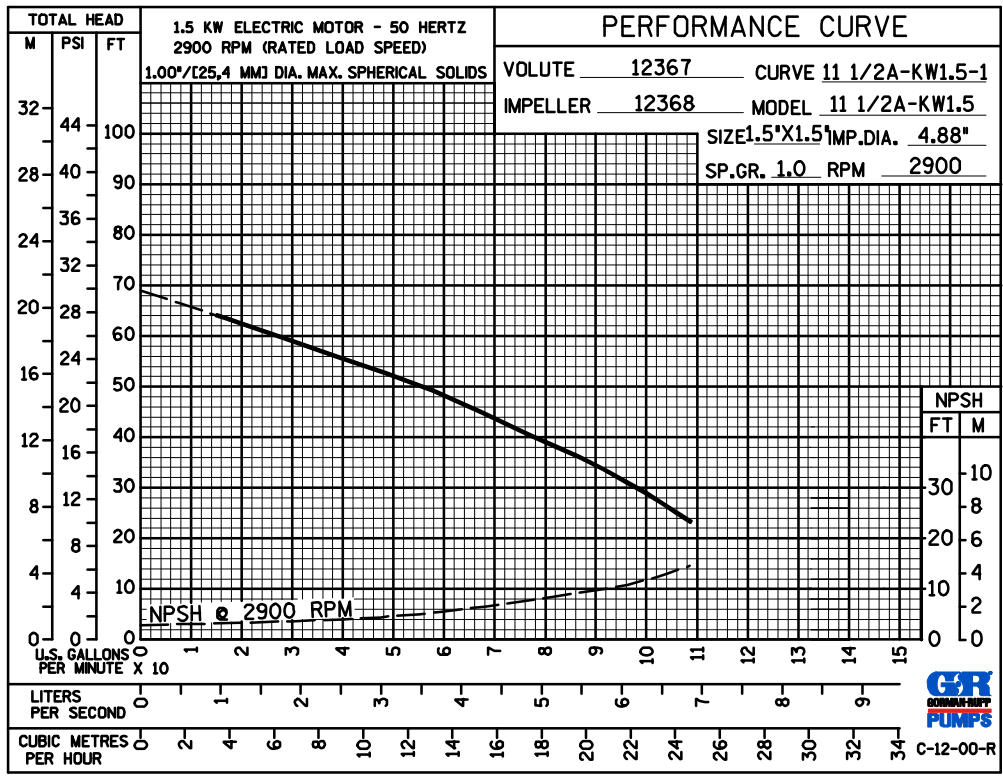
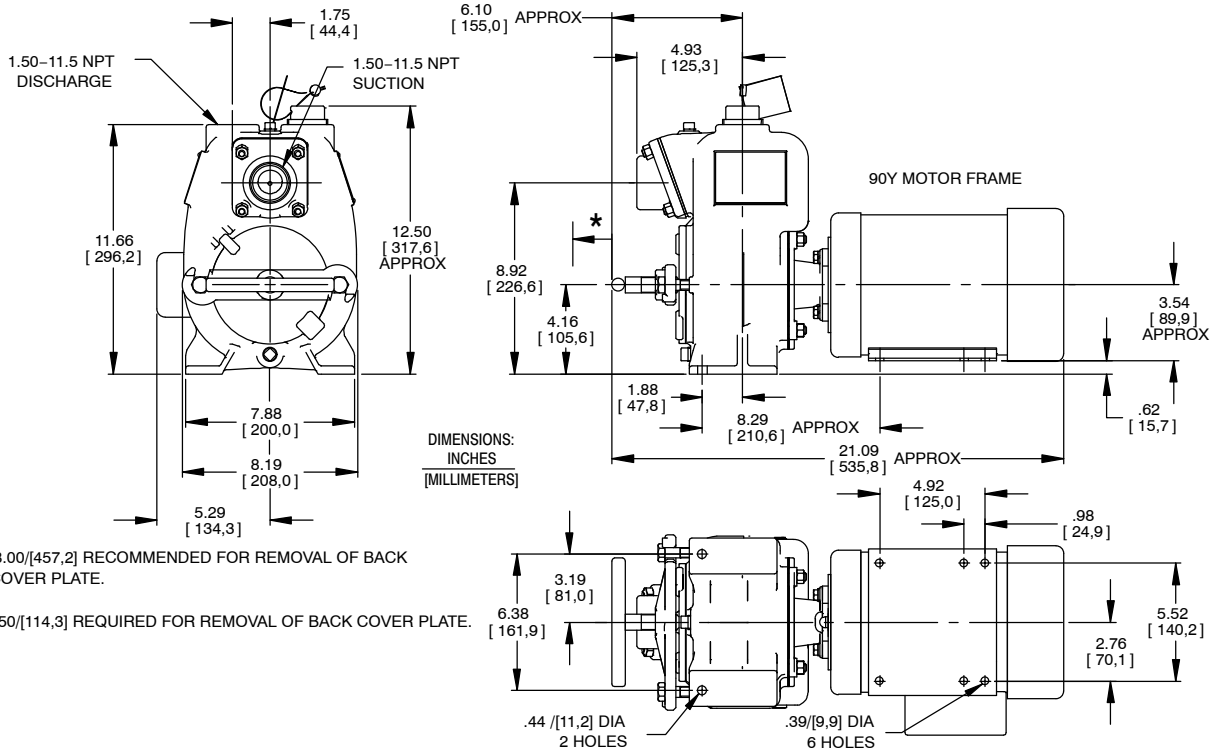
Printed in U.S.A.

Specification Data

SECTION 55, PAGE 130

APPROXIMATE
DIMENSIONS and WEIGHTS

NET WEIGHT: 90 LBS. (40 KG.)
SHIPPING WEIGHT: 100 LBS. (45 KG.)
EXPORT CRATE SIZE: 3.5 CU. FT. (0,1 CU. M.)



GORMAN-RUPP PUMPS

www.grpumps.com

Specifications Subject to Change Without Notice

Printed in U.S.A.