

Self Priming Centrifugal Pump

Models 82H2-B and 82H20-B

Size 2" x 2"



PUMP SPECIFICATIONS

Size: 2" x 2" (51 mm x 51 mm) NPT - Female.

Casing: Gray Iron 30.

Maximum Operating Pressure 146 psi (1007 kPa).*

Semi-Open Type, Four Vane Impeller: Gray Iron 30.

Handles 3/4" (19,1 mm) Diameter Spherical Solids.

Impeller Shaft: Carbon Steel 1045/1046.

Replaceable Wear Plate: Carbon Steel ASTM A36.

Pedestal: Gray Iron 30.

Seal Plate: Gray Iron 30.

Seal Liner (82H2-B): Copper Alloy C26000.

Seal Sleeve (82H20-B): Alloy Steel 4130.

Flap Valve: Buna-N w/Nylon Reinforcement,
Gray Iron 30 and Steel.

Radial and Thrust Bearings: Open Single Row Ball.

Bearing Lubrication: SAE 30 Non-Detergent Oil.

Flange: Gray Iron 30.

Gaskets: Vegetable Fiber.

Hardware: Standard Plated Steel.

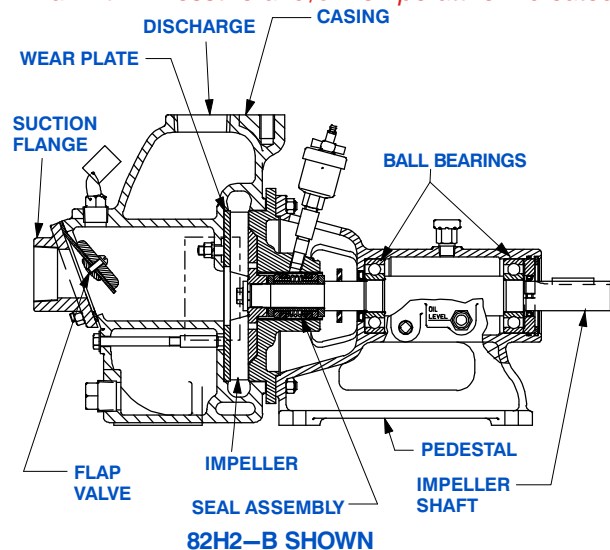
Oil Level Sight Gage.

Optional Equipment: Strainer. 90° Street Elbow.

Discharge Service Tee. Suction and Discharge Companion Flanges. 120/240 Volt Casing Heater.

Consult Factory for Additional Options.

**Consult Factory for Applications Exceeding
Maximum Pressure and/or Temperature Indicated.*

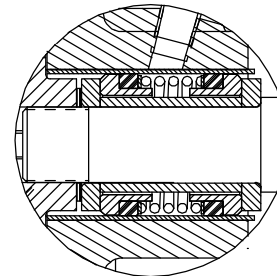


82H20-B SHOWN



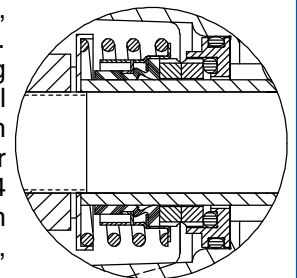
82H2-B SEAL DETAIL

Double, Grease-Lubricated with Spring-Loaded Grease Cup. Sintered Bronze Stationary Seal Seats. Steel Rotating Faces. Neoprene Packing Rings. Maximum Temperature of Liquid Pumped, 110°F (43°C). Maximum Suction Pressure 10 psi (69 kPa).*



82H20-B SEAL DETAIL

Type 2, Mechanical, Oil-Lubricated, Double Floating, Self-Aligning. Tungsten Titanium Carbide Rotating and Stationary Faces. Stainless Steel 316 Stationary Seat. Fluorocarbon Elastomers (DuPont Viton® or Equivalent). Stainless Steel 303/304 Cage and Spring. Maximum Temperature of Liquid Pumped, 160°F (71°C).*



GORMAN-RUPP PUMPS

www.grpumps.com

Specifications Subject to Change Without Notice

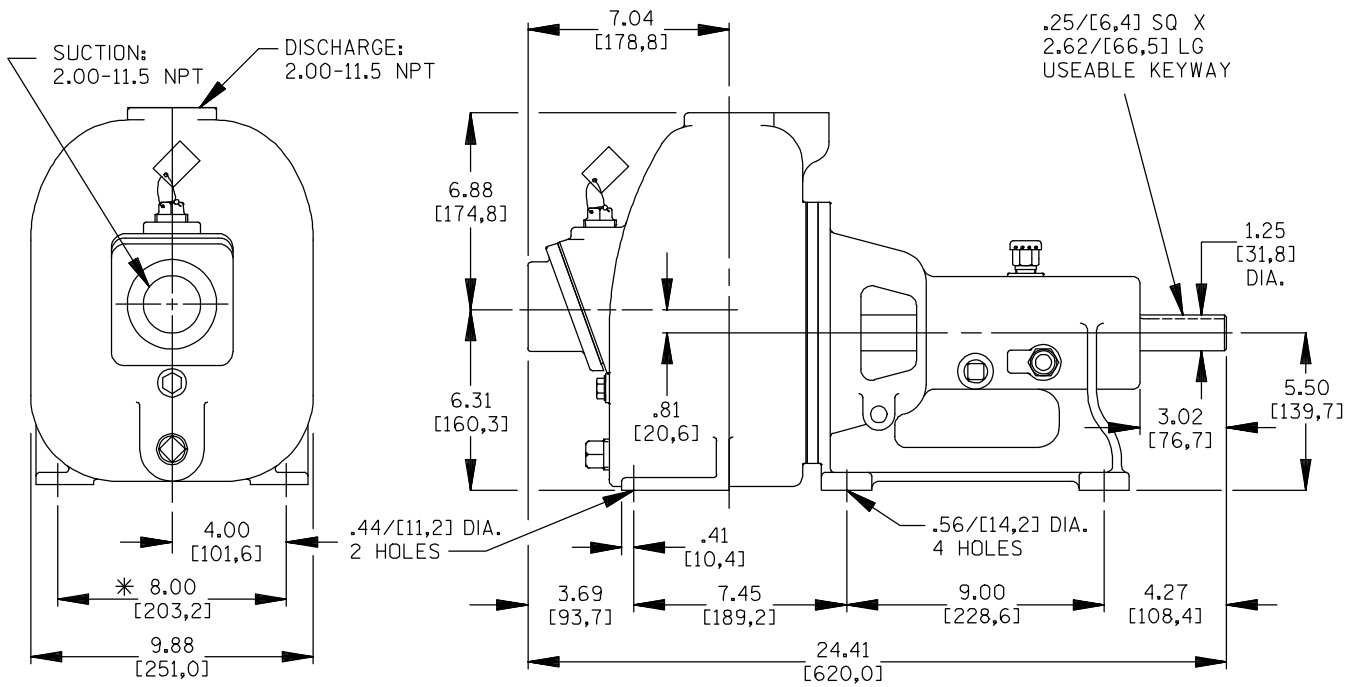
Printed in U.S.A.

Specification Data

SECTION 50, PAGE 1300

APPROXIMATE
DIMENSIONS and WEIGHTS

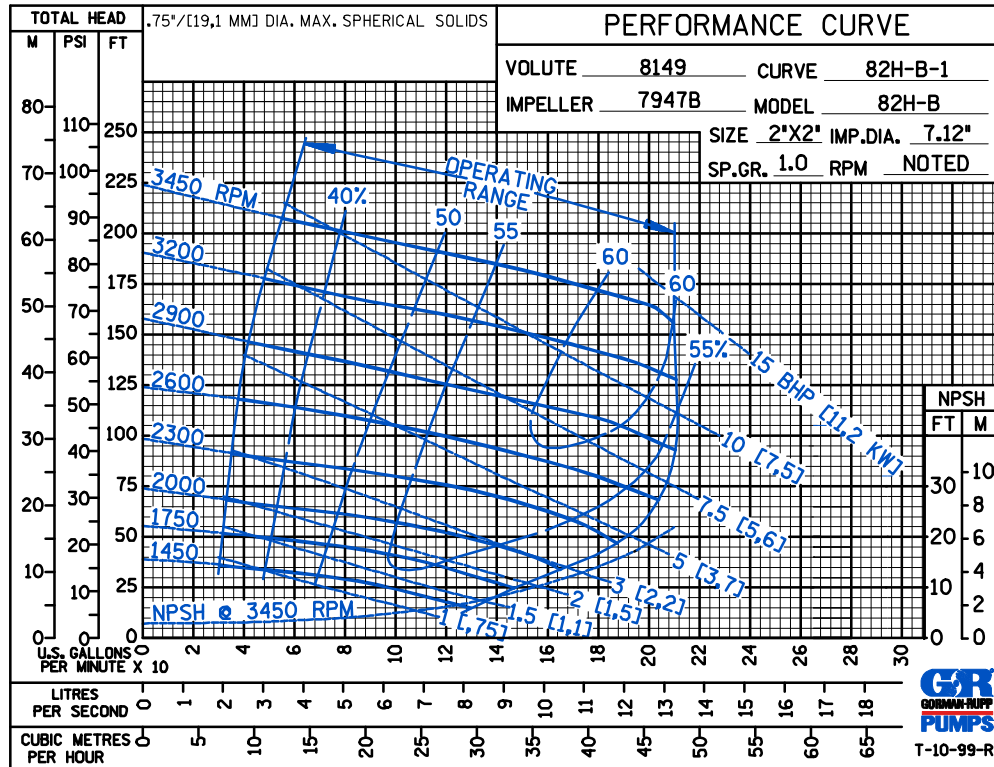
NET WEIGHT: 120 LBS. (54,4 KG.)
SHIPPING WEIGHT: 130 LBS.(58,9 KG.)
EXPORT CRATE: 7.9 CU. FT. (0,22 CU. M.)



DIMENSIONS:
INCHES
[MILLIMETERS]

* 8.00/[203,2] DISTANCE BETWEEN MOUNTING HOLES
APPLIES TO VOLUTE AND PEDESTAL

**MULTI-SPEED
CURVE
PERFORMANCE
BASED ON
WATER**



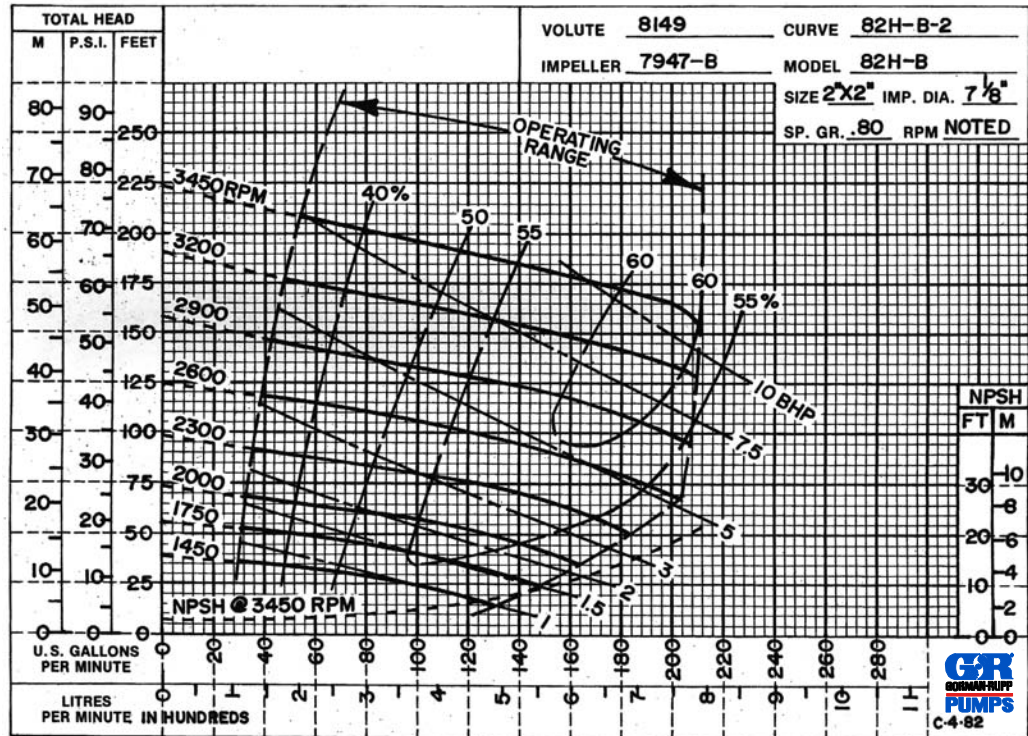
GORMAN-RUPP PUMPS

www.grpumps.com

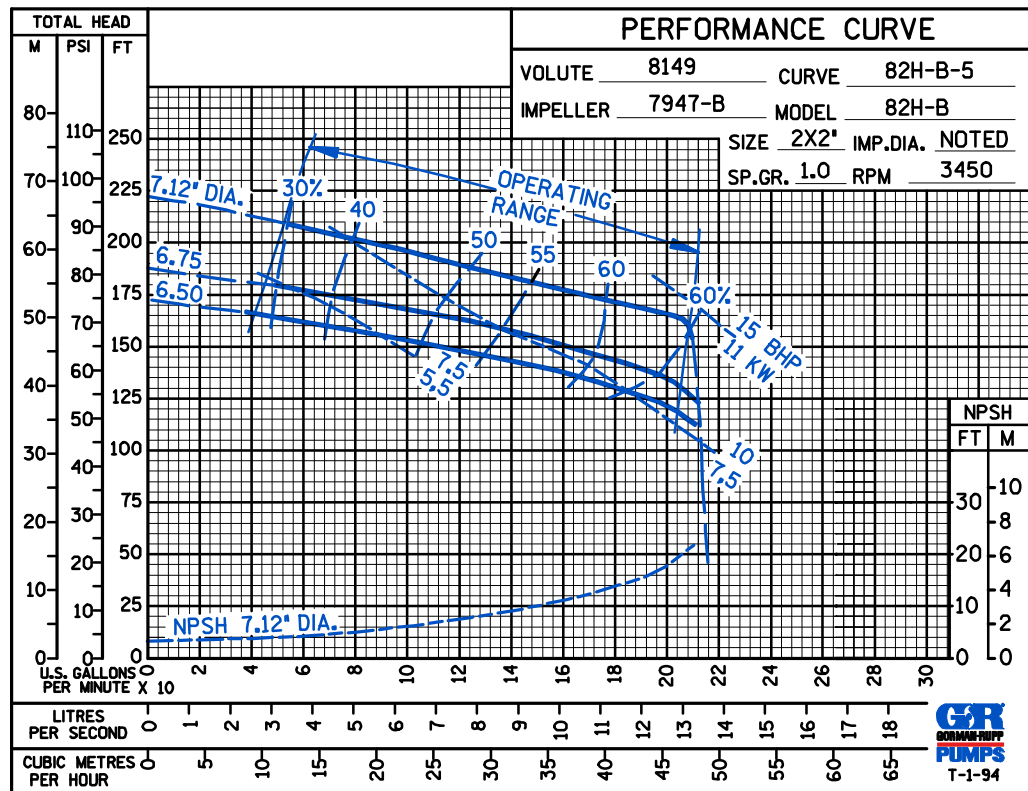
Specifications Subject to Change Without Notice

Printed in U.S.A.

**MULTI-SPEED
CURVE
PERFORMANCE
BASED ON
PETROLEUM**



**60 HERTZ
PERFORMANCE
BASED ON
WATER
TRIMMED
IMPELLER**



GORMAN-RUPP PUMPS

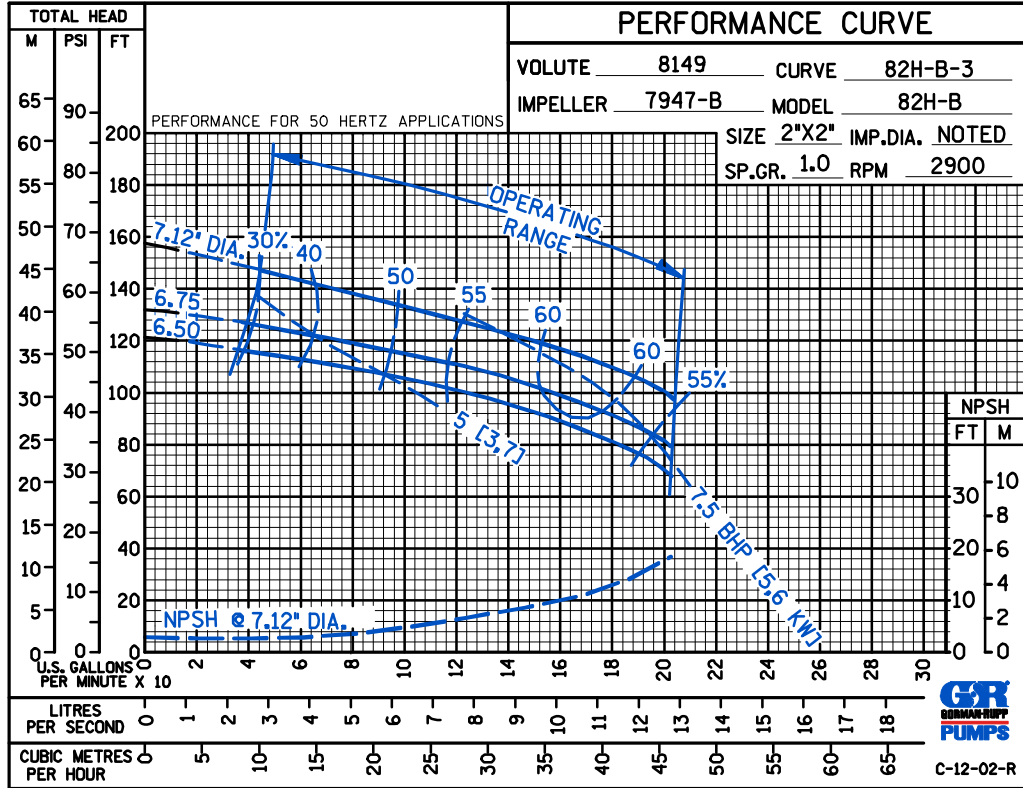


www.grpumps.com

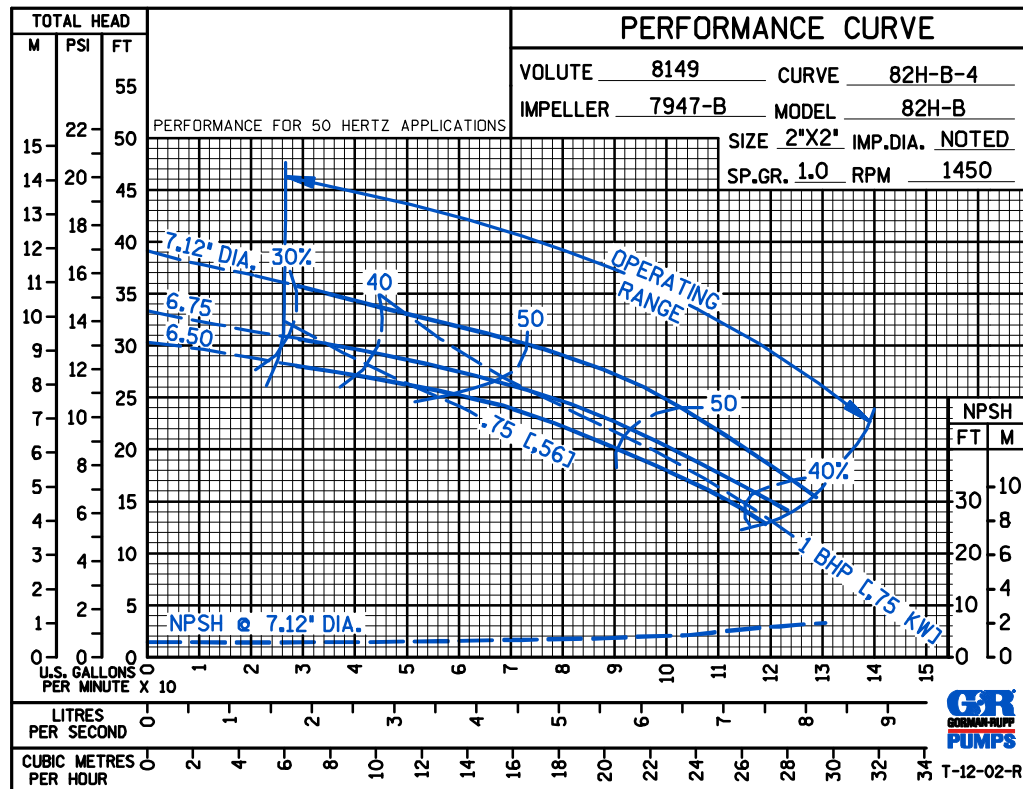
Specifications Subject to Change Without Notice

Printed in U.S.A.

50 HERTZ
PERFORMANCE
BASED ON
WATER
TRIMMED
IMPELLER



50 HERTZ
PERFORMANCE
BASED ON
WATER
TRIMMED
IMPELLER



GORMAN-RUPP PUMPS

www.grpumps.com

Specifications Subject to Change Without Notice

Printed in U.S.A.