

ACEH

# Self Priming Centrifugal Pump

Gasoline Engine Driven


Model 13D-M8

Size 3" x 3"



18MTC

Total Head		CAPACITY OF PUMP IN U.S. GALLONS PER MINUTE (GPM) AT CONTINUOUS PERFORMANCE				
P.S.I.	Feet					
38.5	90	53	53	53	53	53
34.8	80	103	120	120	120	120
30.3	70	138	178	193	193	193
26.0	60	163	210	243	258	258
21.8	50	176	227	266	293	313
17.3	40	181	238	282	315	335
13.0	30	183	246	292	329	356
08.8	20	184	250	299	338	370
<b>Suction lift</b>		<b>25'</b>	<b>20'</b>	<b>15'</b>	<b>10'</b>	<b>5'</b>



**PUMP SPECIFICATIONS**

**Size:** 3" x 3" (76 x 76 mm) NPT - Female.  
**Casing:** Aluminum No. 356-T6 With Gray Iron No. 30. Cutwater Insert. Maximum Operating Pressure 70 psi. (34 kg/cm<sup>2</sup>).  
**Two Vane, Open Type Impeller:** Ductile Iron No. 65-45-12. Handles 1-1/2" (38 mm) Diameter Spherical Solids.  
**Replaceable Wear Plate:** Steel No. 1018.  
**Removable Cover Plate:** Aluminum No. 356-T6.  
**Intermediate Bracket:** Aluminum No. 356-T6.  
**Seal:** Double Grease-Lubricated with Spring Loaded Grease Cup. Sintered Bronze Stationary Seal Seats. Steel Rotating Faces. Maximum Temperature of Liquid Pumped, 110°F (43°C). Maximum Suction Pressure, 10 PSI (0,7 kg/cm<sup>2</sup>).  
**Seal Liner:** Brass No. 70-30.  
**Flap Valve:** Buna-N with Nylon Reinforcing; Steel No. 1018; Commercially Available Brass.  
**Flange:** Aluminum No. 356-T6.  
**Gaskets:** Resistant Synthetic Rubber & Cork.  
**O-Rings:** Buna-N.  
**Hardware:** Standard Plated Steel.

**Standard Equipment:** Roll Cage with Rubber Feet. 90° Discharge Elbow. Strainer.

**Optional Equipment:** Wheel Truck Assembly with two 2.75" x 10" (70 mm x 254 mm) Semi-Pneumatic Tires.



**Do not use in explosive atmosphere or for pumping volatile flammable liquids.**

**ENGINE SPECIFICATIONS**

**Model:** Kohler M8PT.  
**Type:** Single Cylinder, Four Cycle, Air Cooled, Gasoline Engine.  
**Displacement:** 18.64 Cu. In. (306 cc).  
**Cylinder:** Cast Iron.  
**Governor:** Adjustable. Mechanical.  
**Lubrication:** Splash System.  
**Air Cleaner:** Dry Type, Dual Element.  
**Fuel Tank:** 1.25 U.S. Gallons (5 liters).  
**Starter:** Recoil.  
**Ignition System:** Electronic, Solid State.

**Standard Equipment:** Muffler. ON/OFF Toggle Switch, Manual Throttle Control, Manual Choke Control. Oil Sentry™ Shut Down.

**KOHLER PUBLISHED PERFORMANCE**

Maximum Dynamic B.H.P. 8.0 @ 3600 RPM  
 Maximum Continuous B.H.P. 6.4 @ 3600 RPM.



THE GORMAN-RUPP COMPANY • MANSFIELD, OHIO

GORMAN-RUPP OF CANADA LIMITED • ST. THOMAS, ONTARIO, CANADA

Specifications Subject to Change Without Notice

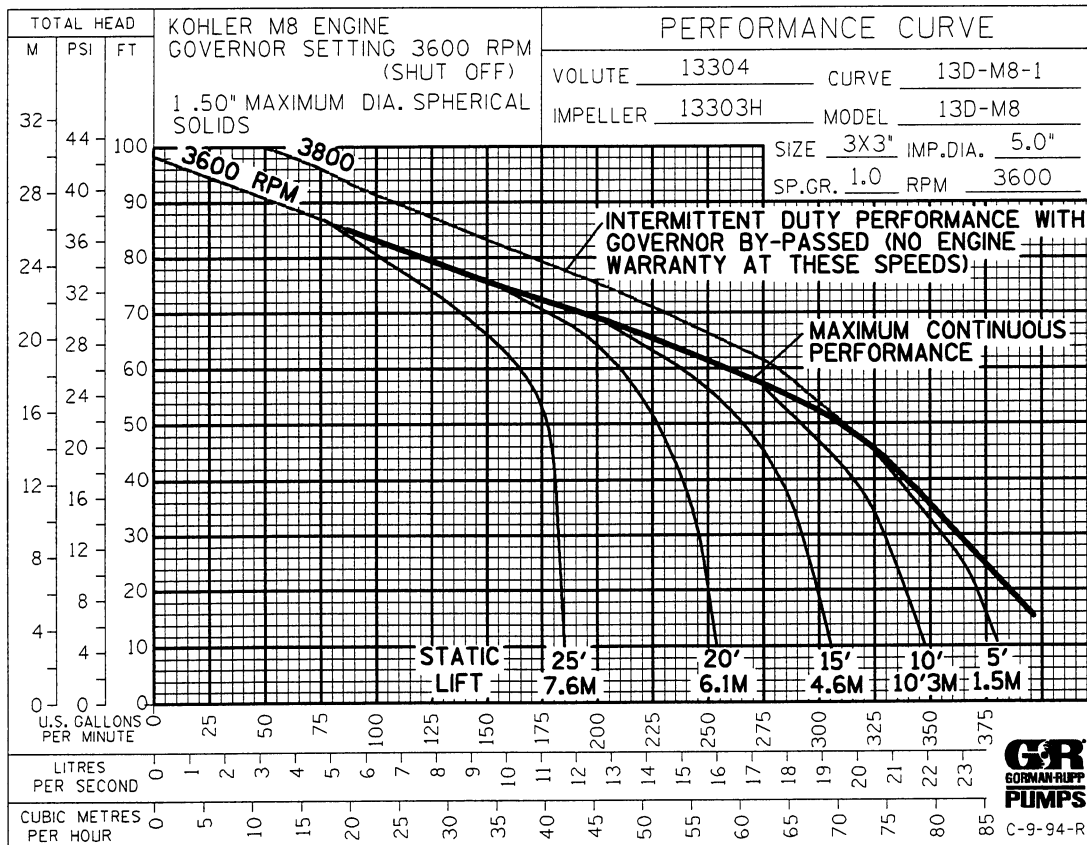
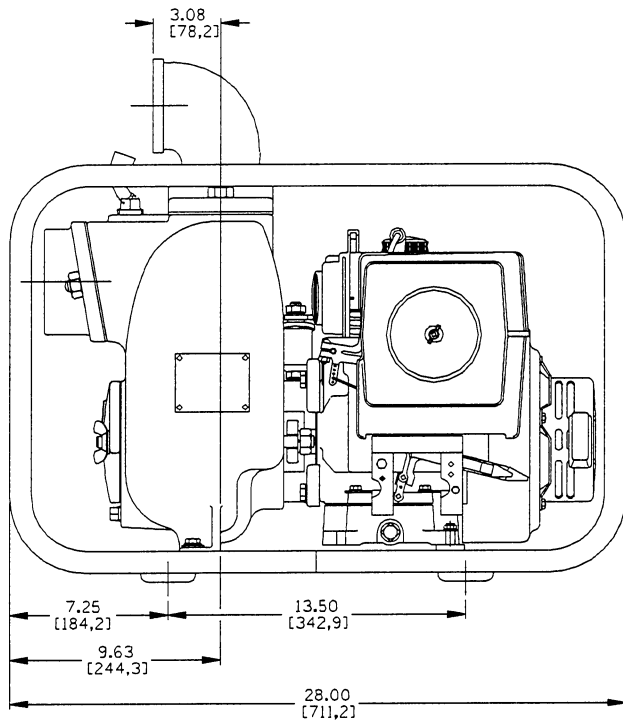
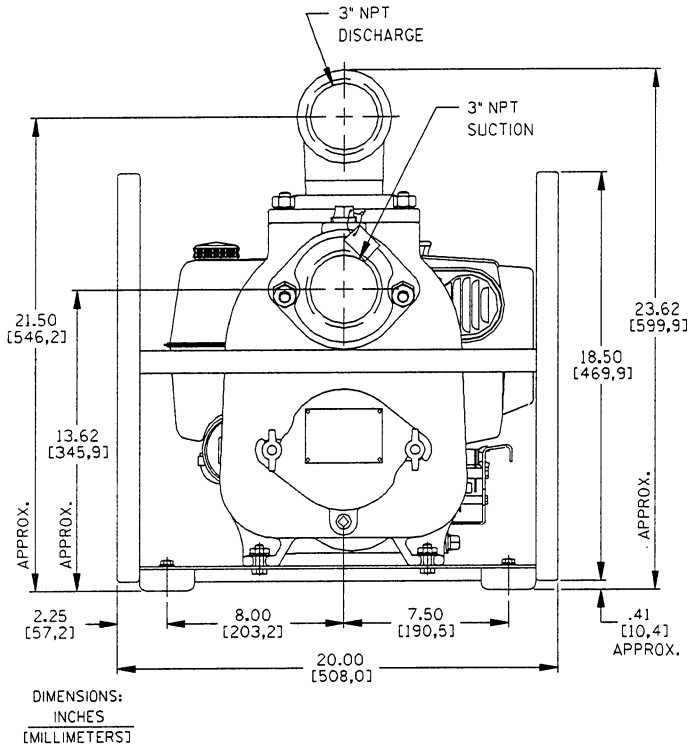
Printed in U.S.A.

**Specification Data**

**SECTION 45, PAGE 554**

**OVERALL DIMENSIONS  
and  
APPROXIMATE WEIGHTS**

**NET WEIGHT: 120 LBS. [54,4 KG.]**  
**SHIPPING WEIGHT: LBS. [ KG.]**  
**EXPORT CRATE: 8 CU. FT. [0,23 CU. M.]**



**THE GORMAN-RUPP COMPANY • MANSFIELD, OHIO**

GORMAN-RUPP OF CANADA LIMITED • ST. THOMAS, ONTARIO, CANADA

Specifications Subject to Change Without Notice

Printed in U.S.A.