

A C D E U




Priming Assisted Centrifugal Pump

Model PA12A60-B-E125 460/3 and PA12A60-B-E125 575/3

Size 12" x 12"



Total Head		Capacity of Pump in U.S. Gallons per Minute (GPM) at Continuous Performance			
P.S.I.	Feet				
38.1	88	2100	2100	2100	2100
34.7	80	2800	3420	3500	3500
30.3	70	3050	4150	4500	4500
26.0	60	3130	4300	5030	5350
21.7	50	3200	4350	5150	5720
17.4	40	3250	4400	5200	5820
13.0	30	3300	4450	5225	5860
Suction Lift		25'	20'	15'	10'



PUMP SPECIFICATIONS

Size: 12" x 12" (305 mm x 305 mm) Flanged.
Casing: Gray Iron 30. Maximum Operating Pressure 62 psi (427 kPa).*
Enclosed Type, Three Vane Impeller: Ductile Iron 65-45-12.
 Handles 3" (76,2 mm) Diameter Spherical Solids.
Suction Spool: Gray Iron 30.
Impeller Shaft: Stainless Steel 17-4 PH.
Replaceable Wear Rings: Suction Head - Copper Alloy C93200.
Seal Plate: Gray Iron 30.
Pedestal: Gray Iron 30.
Seal: Mechanical, Oil-Lubricated, Double Floating, Self-Aligning. Silicon Carbide Rotating and Stationary Faces. Stainless Steel 316 Stationary Seat. Buna-N and Fluorocarbon Elastomers (DuPont Viton® or Equivalent). Stainless Steel 18-8 Cage and Spring.
 Maximum Temperature of Liquid Pumped 160°F (71°C).*
Shaft Sleeve: Stainless Steel 304.
Priming Chamber: Gray Iron 30 Housing w/Stainless Steel Float and Linkage.
Discharge Check Valve: Ductile Iron Housing w/Welded Nickel Seat and Buna-N Flapper.
Radial Bearing: Single Row Roller.
Thrust Bearing: Two Open Single Row Ball.
Bearing and Seal Cavity Lubrication: SAE 30 Non-Detergent Oil.
Gaskets: Resistant Synthetic Rubber and Vegetable Fiber.
O-Rings: Buna-N.
Hardware: Standard Plated Steel.
Bearing and Seal Cavity Oil Level Sight Gauges.

**Consult Factory for Applications Exceeding Maximum Pressure and/or Temperature Indicated.*



Standard Equipment: Hoisting Bail. Belt-Driven Air Compressor. Skid Base.
Optional Equipment: VFD Control Panel Kit, Suction Vacuum and Discharge Pressure Gauge Kit, High Speed (55 MPH/89 KM/H) Tandem Axle Pneumatic-Tired Wheel Kit w/wo DOT-Approved Lights and Electric Brakes. Tandem Axle Over-the-Road Trailer (Meets DOT Requirements) Available w/Either Electric or Hydraulic Surge Brakes, Running Lights, Jack Stands and Safety Cables. EPS w/Submersible Transducer Liquid Level Sensor, Single and Double Float System (50 Ft. [15 M] Cable Standard, Alternate Lengths Available).

MOTOR SPECIFICATIONS ‡

Type: Totally Enclosed Fan Cooled.
Frame Size: 445T.
Power: 125 H.P. (93 kW).
Voltage/Phase: 460/3 or 575/3
Hz: 60.
S.F. (460/3) 1.15. (575/3) 1.15
Speed: 1200 RPM Nominal.
Full Load Amps: (460/3) 143 (575/3) 114.
Locked Rotor kVA Code: G.
Bearings: Ball Type.

CONTROL SPECIFICATIONS

NEMA Type 3R Rain and Sleet (Ice) Resistant Enclosure. Carbon Steel with Powder Coat, Liquid Level Circuit, Elapsed Time Meter, Hand Off/ Auto Switch Control with Reduced Voltage Soft Starter, and 3 Pole Instantaneous Trip 250 Amp Circuit Breaker.

‡ Standard Specifications Shown. Alternate Motors Available - Consult Factory.



THE GORMAN-RUPP COMPANY • MANSFIELD, OHIO
 GORMAN-RUPP OF CANADA LIMITED • ST. THOMAS, ONTARIO, CANADA

www.grpumps.com
 Specifications Subject to Change Without Notice

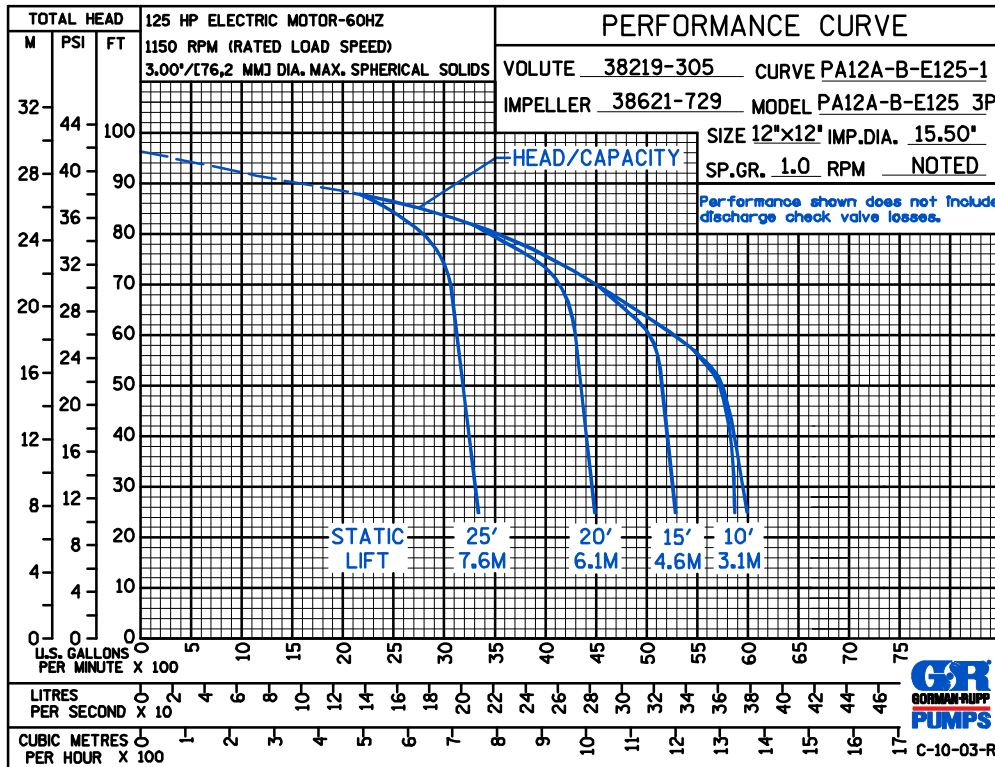
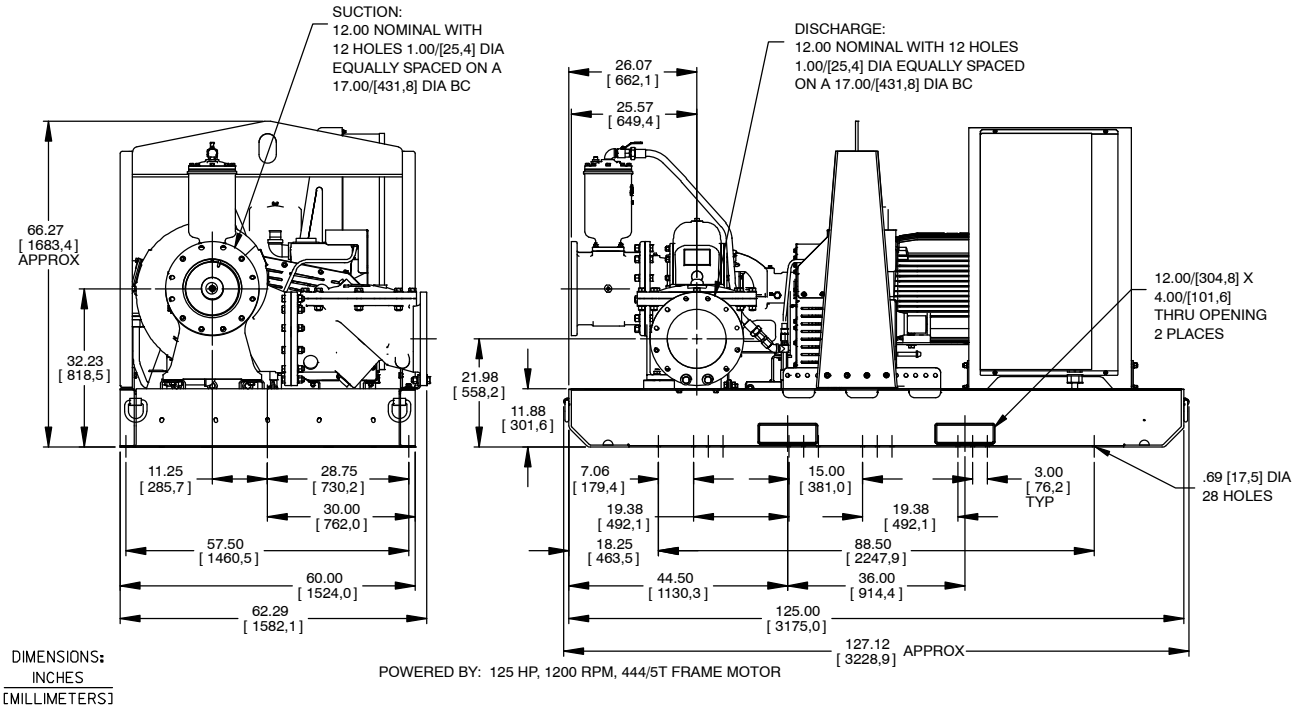
Printed in U.S.A.

Specification Data

SECTION 42, PAGE 1591

APPROXIMATE DIMENSIONS and WEIGHTS

	SKID BASE	TANDEM WHEEL
NET WEIGHT:	6555 LBS. (2973 KG.)	7630 LBS. (3461 KG.)
SHIPPING WEIGHT:	6865 LBS. (3114 KG.)	7630 LBS. (3461 KG.)
EXPORT CRATE SIZE:	312 CU. FT. (8,8 CU. M.)	



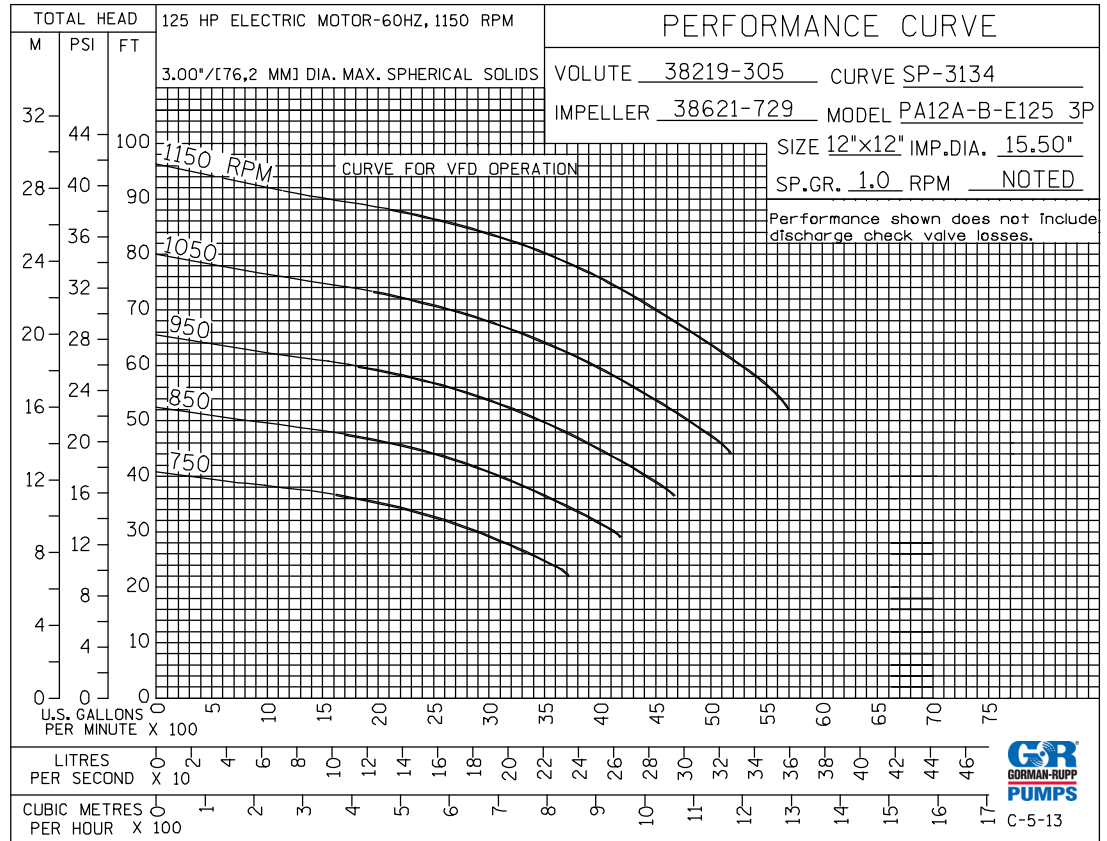
THE GORMAN-RUPP COMPANY • MANSFIELD, OHIO

GORMAN-RUPP OF CANADA LIMITED • ST. THOMAS, ONTARIO, CANADA

Specifications Subject to Change Without Notice

Printed in U.S.A.

**60 HERTZ
PERFORMANCE
BASED ON
WATER
FOR USE WITH
OPTIONAL VFD
CONTROL PANEL**



GORMAN-RUPP PUMPS

www.grpumps.com

Specifications Subject to Change Without Notice

Printed in U.S.A.