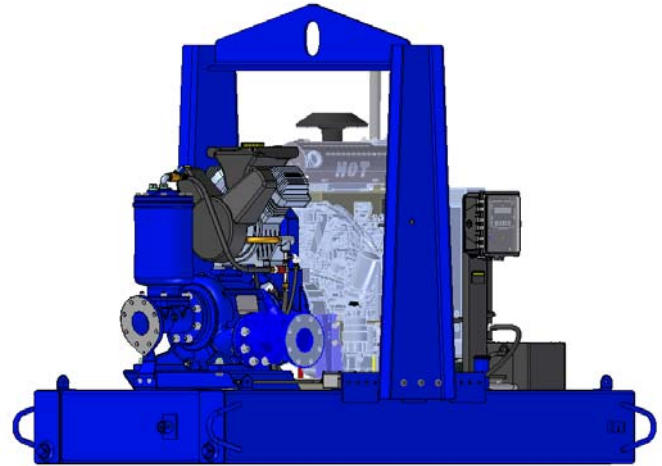




**Priming Assisted Centrifugal Pump  
w/Autostart  
Model PA4A60C-4LE2T FT4  
Size 4" x 4"**



Total Head		Capacity of Pump in U.S. Gallons per Minute (GPM) at Continuous Performance				
P.S.I.	Feet					
52.0	120	210	210	210	210	210
47.7	110	400	480	480	480	480
39.0	90	420	570	690	805	860
30.4	70	430	580	715	830	905
21.7	50	440	590	725	845	930
<b>Suction Lift</b>		<b>25'</b>	<b>20'</b>	<b>15'</b>	<b>10'</b>	<b>5'</b>



**PUMP SPECIFICATIONS**

**Size:** 4" x 4" (102 mm x 102 mm) Flanged.  
**Casing:** Gray Iron 30.  
 Maximum Operating Pressure 81 psi (558 kPa).\*  
**Semi-Open Type, Two Vane Impeller:** Ductile Iron 65-45-12.  
 Handles 3" (76.2 mm) Diameter Spherical Solids.  
**Impeller Shaft:** Stainless Steel 17-4 PH.  
**Replaceable Wear Plate:** Carbon Steel ASTM A36.  
**Bearing Housing:** Gray Iron 30.  
**Seal Plate:** Gray Iron 30.  
**Seal:** Cartridge Type, Mechanical, Oil-Lubricated, Double Floating, Self-Aligning. Silicon Carbide Rotating and Stationary Faces. Stainless Steel 316 Stationary Seat. Fluorocarbon Elastomers (DuPont Viton® or Equivalent). Stainless Steel 18-8 Cage and Spring. Maximum Temperature of Liquid Pumped 160°F (71°C).\*  
**Shaft Sleeve:** Alloy Steel 4130.  
**Priming Chamber:** Gray Iron 30 Housing w/Stainless Steel Float and Linkage.  
**Discharge Check Valve:** Ductile Iron Housing w/Buna-N Flapper.  
**Radial Bearing:** Open Single Row Ball.  
**Thrust Bearing:** Open Double Row Ball.  
**Bearing and Seal Cavity Lubrication:** SAE 30 Non-Detergent Oil.  
**Gaskets:** Vegetable Fiber.  
**O-Rings:** Buna-N, PTFE, Fluorocarbon (DuPont Viton® or Equivalent).  
**Hardware:** Standard Plated Steel.  
**Bearing and Seal Cavity Oil Level Sight Gauges.**  
*\*Consult Factory for Applications Exceeding Maximum Pressure and/or Temperature Indicated.*  
**Standard Equipment:** Belt-Driven Air Compressor. Hoisting Bail [Full Feature Control Panel](#). [Single Ball Type Float Switch](#).\*\*  
**\*\*50 Ft. (15 m) Standard Length; Dual Switches and Alternate Cable Lengths Available From the Factory.**  
**Optional Equipment:** Battery. Skid Base Kit. Heated Priming Chamber High Speed (55 MPH/89 KM/H) Single Axle Pneumatic-Tired Wheel Kit w/wo DOT-Approved Lights and Electric Brakes. [Tandem Axle Over-the-Road Trailer](#) (Meets DOT Requirements) Available w/Either Electric or Hydraulic Surge Brakes, Running Lights, Jack Stands and Safety Cables/Chains. Submersible Transducer Liquid Level Sensor.

**WARNING!**  
Do not use in explosive atmosphere or for pumping volatile flammable liquids.

**ENGINE SPECIFICATIONS**

**Model:** Isuzu 4LE2T.  
**EPA Tier:** Final Tier 4.  
**Type:** Four Cylinder, Four Cycle, Turbocharged, Charge Air Cooled, Liquid Cooled Diesel Engine.  
**Displacement:** 134 Cu. In. (2,2 Liters).  
**Lubrication:** Forced Circulation.  
**Air Cleaner:** Dry Type.  
**Fuel Tank:** 70 U.S. Gals. (265 Liters).  
**Full Load Operating Time:** 39.9 Hrs.  
**Starter:** 12V Electric.  
**Standard Features:** Muffler w/Weather Cap. DOC Exhaust After-Treatment System.  
**Optional:** Electronic Fuel Level Sensor.  
**Engine Control Features:** Padlockable Box with Throttle Control, Tachometer, Coolant Temperature, Oil Pressure, Voltage and Overstart Indicators/Shut-downs. Manual/Stop/Auto Keyswitch. Audible Startup Warning Delay. Fuel Level Display/Alarm/Shutdown (For Use With Optional Fuel Level Sensor).

**ISUZU PUBLISHED PERFORMANCE:**  
 Maximum Gross Continuous BHP  
 48 (35.8 kW) @ 2400 RPM



GORMAN-RUPP PUMPS

www.grpumps.com

Specifications Subject to Change Without Notice

Printed in U.S.A.

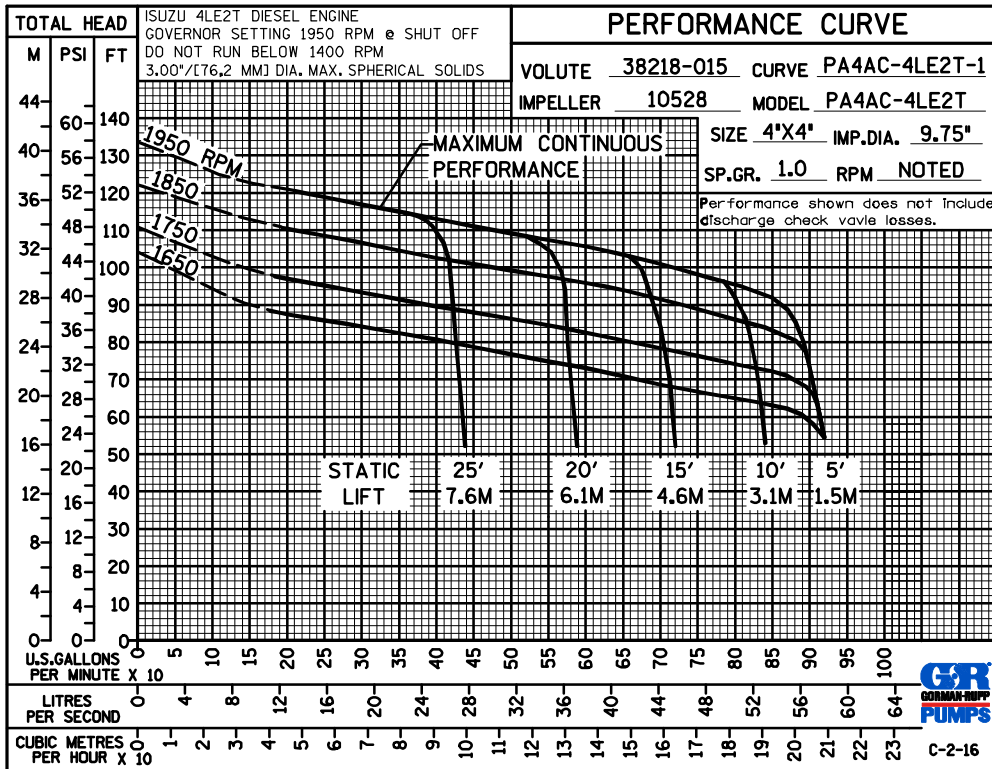
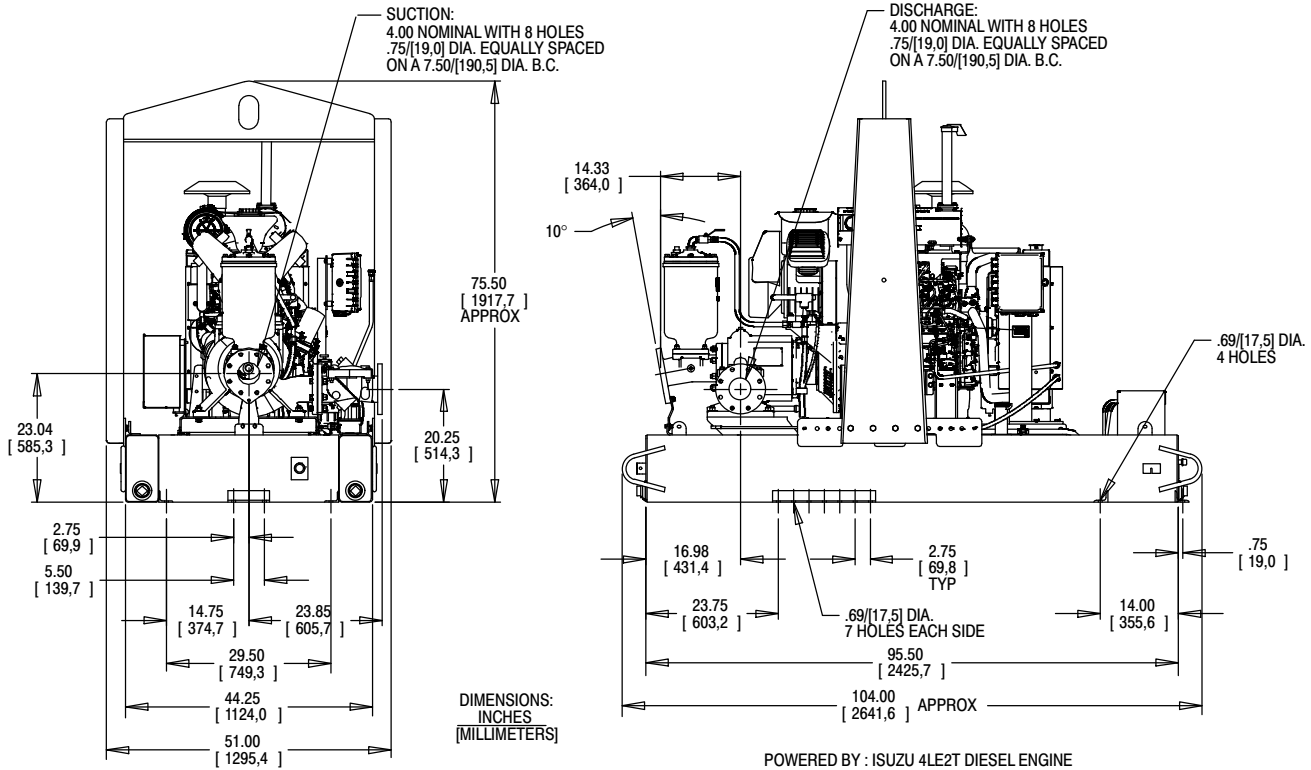
**Specification Data**

SECTION 42, PAGE 217

APPROXIMATE DIMENSIONS and WEIGHTS

NET WEIGHT:  
SHIPPING WEIGHT:  
EXPORT CRATE SIZE:

**SKID BASE**  
2660 LBS. (1206,6 KG.)  
2900 LBS. (1315,4 KG.)  
273 CU. FT. (7,7 CU. M.)



**GORMAN-RUPP PUMPS**

www.grpumps.com

Specifications Subject to Change Without Notice

Printed in U.S.A.