

ACEGU



# Self Priming Centrifugal Pump

## Model 82D-9

Size 2" x 2"



8 M

Total Head		Capacity of Pump in U.S. Gallons per Minute (GPM) at Continuous Performance				
P.S.I.	Feet					
41.6	96	26	26	26	26	26
39.0	90	42	42	42	42	42
34.7	80	66	67	67	67	67
30.3	70	73	84	84	84	84
26.0	60	78	94	97	97	97
21.7	50	82	100	109	109	109
17.3	40	84	105	117	121	121
13.0	30	85	108	123	128	131
8.7	20	86	110	126	134	139
<b>Suction Lift</b>		<b>25'</b>	<b>20'</b>	<b>15'</b>	<b>10'</b>	<b>5'</b>



### PUMP SPECIFICATIONS

- Size:** 2" x 2" (51 mm x 51 mm) NPT - Female.
- Casing:** Aluminum 356-T6 w/Gray Iron 30 Cutwater Insert.  
Maximum Operating Pressure 68 psi (469 kPa).\*
- Semi-Open Type, Three Vane Impeller:** Gray Iron 30.  
Handles 5/8" (15,9 mm) Diameter Spherical Solids.
- Replaceable Wear Plate:** Carbon Steel 1026.
- Intermediate Bracket:** Gray Iron 30.
- Seal:** Double, Grease-Lubricated with Spring-Loaded Grease Cup. Sintered Bronze Stationary Seal Seats. Steel Rotating Faces. Neoprene Packing Rings. Maximum Temperature of Liquid Pumped, 110°F (43°C). Maximum Suction Pressure 10 psi (69 kPa).\*
- Seal Liner:** Copper Alloy C26000.
- Flap Valve:** Buna-N w/Nylon Reinforcement, Gray Iron 30.
- Flange:** Gray Iron 30.
- Gaskets:** Vegetable Fiber.
- Hardware:** Standard Plated Steel.
- Standard Equipment:** Roll Cage w/Rubber Feet. Strainer. Ductile Iron 90° Discharge Elbow.
- Optional Equipment:** Wheel Kit w/Semi-Pneumatic Tires.

*\*Consult Factory for Applications Exceeding Maximum Pressure and/or Temperature Indicated.*

**WARNING!**

Do not use in explosive atmosphere or for pump-  
ing volatile flammable liquids.

### ENGINE SPECIFICATIONS

- Model:** Briggs & Stratton 9.
- Type:** Single Cylinder, Four Cycle, Air Cooled, Gasoline Engine.
- Displacement:** 9.2 Cu. In. (148 cc).
- Cylinder:** Aluminum Alloy w/Cast Iron Liner.
- Carburetor:** Pulsa-Jet.
- Governor:** Air Vane.
- Lubrication:** Splash System.
- Air Cleaner:** Paper Element.
- Oil Reservoir:** 1.25 U.S. Pts. (0,6 liter).
- Fuel Tank:** 3 U.S. Qts. (2,8 liter).
- Full Load Operating Time:** 2.3 Hrs.
- Starter:** Rope Rewind.
- Standard Equipment:** Muffler w/Deflector. Manual Choke, Stop and Throttle Control with Top Speed Limit.



THE GORMAN-RUPP COMPANY • MANSFIELD, OHIO

GORMAN-RUPP OF CANADA LIMITED • ST. THOMAS, ONTARIO, CANADA

www.grpumps.com

Specifications Subject to Change Without Notice

Printed in U.S.A.

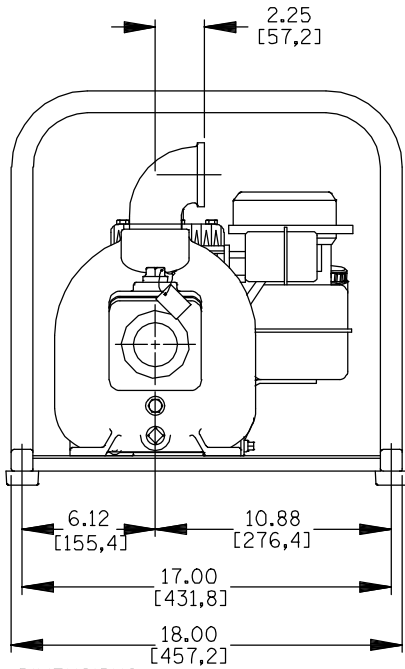
**Specification Data**

SECTION 40, PAGE 300

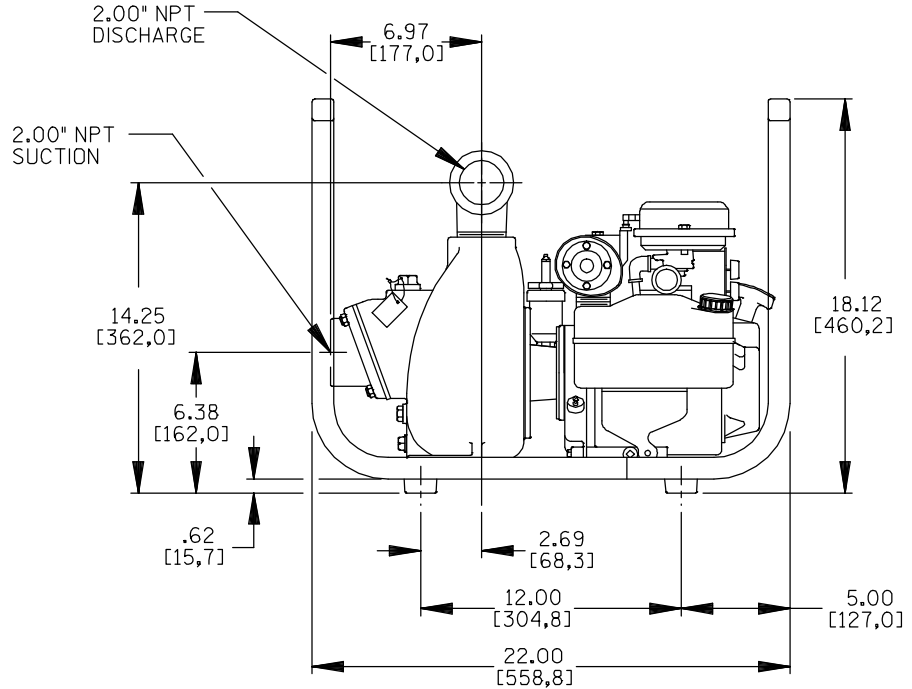
APPROXIMATE DIMENSIONS and WEIGHTS

**NET WEIGHT**  
**SHIPPING WEIGHT**  
**EXPORT CRATE SIZE**  
**WHEEL KIT ADD**  
**CRATE (SEPARATE)**

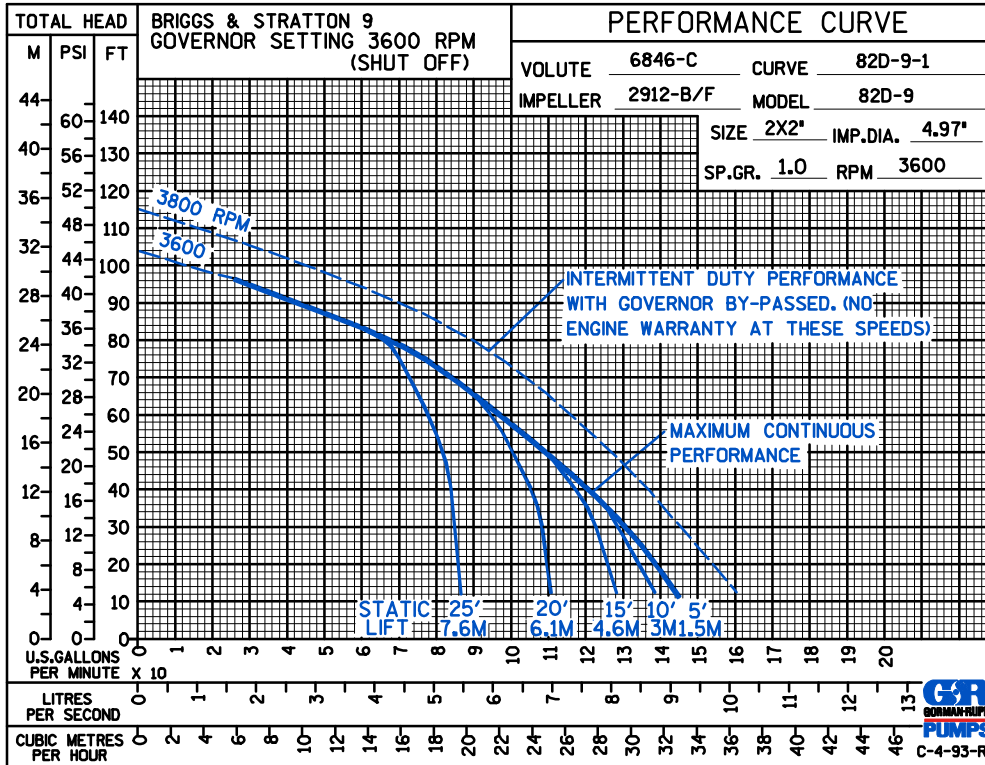
**70.5 LBS. (32 KG.)**  
**76.5 LBS. (35 KG.)**  
**5.6 CU. FT. (0,16 CU. M.)**  
**25 LBS. (11,3 KG.);**  
**3 CU.FT. (0,1 CU. M.)**



DIMENSIONS:  
 INCHES  
 MILLIMETERS]



POWERED BY BRIGGS & STRATTON 9 ENGINE



THE GORMAN-RUPP COMPANY • MANSFIELD, OHIO

GORMAN-RUPP OF CANADA LIMITED • ST. THOMAS, ONTARIO, CANADA

Specifications Subject to Change Without Notice

Printed in U.S.A.