

A C E

Self Priming Centrifugal Pump


Gasoline Engine Driven

Model 04A3-VG4D S/G

Size 4" x 4"



Total Head		Capacity Of Pump In U.S. Gallons Per Minute (GPM) At Continuous Performance				
P.S.I.	Feet					
123.5	285	120	120	120	120	120
119.2	275	155	155	155	155	155
108.4	250	225	225	225	225	225
97.5	225	295	295	295	295	295
86.7	200	360	360	360	360	360
75.9	175	400	420	420	420	420
65.0	150	420	485	485	485	485
54.2	125	425	525	545	545	545
43.4	100	430	550	605	605	605
32.5	75	435	555	665	665	665
21.7	50	440	560	690	725	725
Suction Lift		25'	20'	15'	10'	5'



SHOWN WITH OPTIONAL WHEEL KIT

WARNING!

Do not use in explosive atmosphere or for pumping volatile flammable liquids.

PUMP SPECIFICATIONS

- Size:** 4" x 4" (102 mm x 102 mm) NPT, Female.
- Pump Casing:** Gray Iron No. 30. Maximum Operating Pressure 200 psi (1379 kPa).*
- Impeller:** Copper Alloy C83600. Enclosed Type, Five Vane. Handles 9/16" (14,3 mm) Diameter Spherical Solids.
- Wear Ring:** Gray Iron No. 30. Replaceable.
- Cover Plate:** Gray Iron No. 30. 2 lbs. (0,9 kg). Removable.
- Seal:** Type 2, Mechanical, Self-Lubricated. Carbon Rotating Face. Ni-Resist Stationary Face. Fluorocarbon Elastomers (DuPont Viton® or Equivalent). Stainless Steel No. 18-8 Cage and Spring. Maximum Temperature of Liquid Pumped, 160°F (71°C).*
- Shaft Sleeve:** Alloy Steel Type 4130.
- Flanges:** Gray Iron No. 30.
- Gaskets:** Cork with Nitrile Binder (NC710).
- Hardware:** Standard Plated Steel.
- Skid Base.**
- Optional Equipment:** Battery. Two Wheel Truck Assembly With P225/75R15 Pneumatic Tires. Spark Arresting Muffler System.

* Consult Factory for Applications Exceeding Maximum Pressure and/or Temperature Indicated.

ENGINE SPECIFICATIONS

- Model:** Wisconsin VG4D S/G.
- Type:** Four Cylinder, Four Cycle, V Block Air Cooled, Gasoline Engine.
- Displacement:** 154 Cu. In. (2,52 Liter).
- Governor:** Mechanical.
- Carburetor:** 1-Venturi Side-Draft Type.
- Lubrication:** Gear Pump, Pressure System.
- Air Cleaner:** Oil Bath.
- Oil Reservoir:** 5 U.S. Qts. (4,73 Liter).
- Fuel Tank:** 11 U.S. Gals. (41,6 Liter).
- Full Load Operating Time:** 3.4 Hrs.
- Starter:** 12V Electric.
- Standard Features:** Instrument Panel with Manual Throttle Control, Manual Choke Control, Starter/Ignition Switch and Ammeter.

WISCONSIN PUBLISHED PERFORMANCE
 Maximum Continuous BHP 29.6 @ 2400 RPM
 Maximum Dynamic BHP 37 @ 2400 RPM



THE GORMAN-RUPP COMPANY • MANSFIELD, OHIO

GORMAN-RUPP OF CANADA LIMITED • ST. THOMAS, ONTARIO, CANADA

Specifications Subject to Change Without Notice

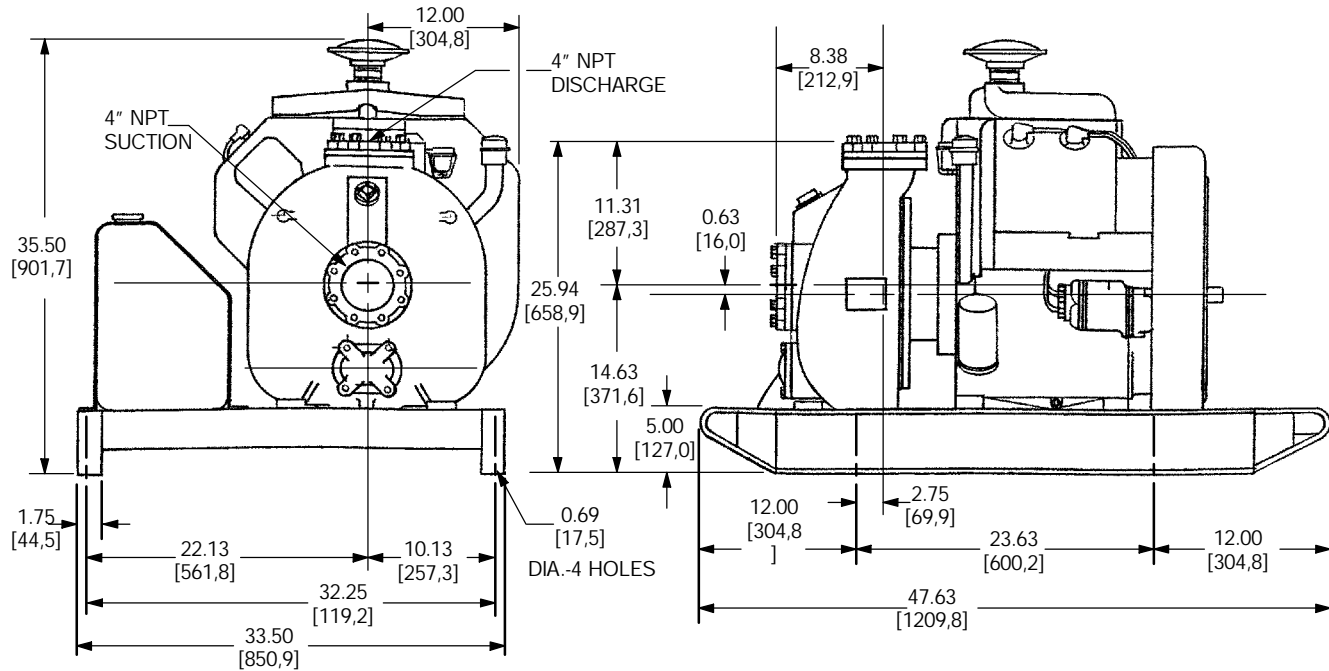
Printed in U.S.A.

Specification Data

SECTION 20, PAGE 700

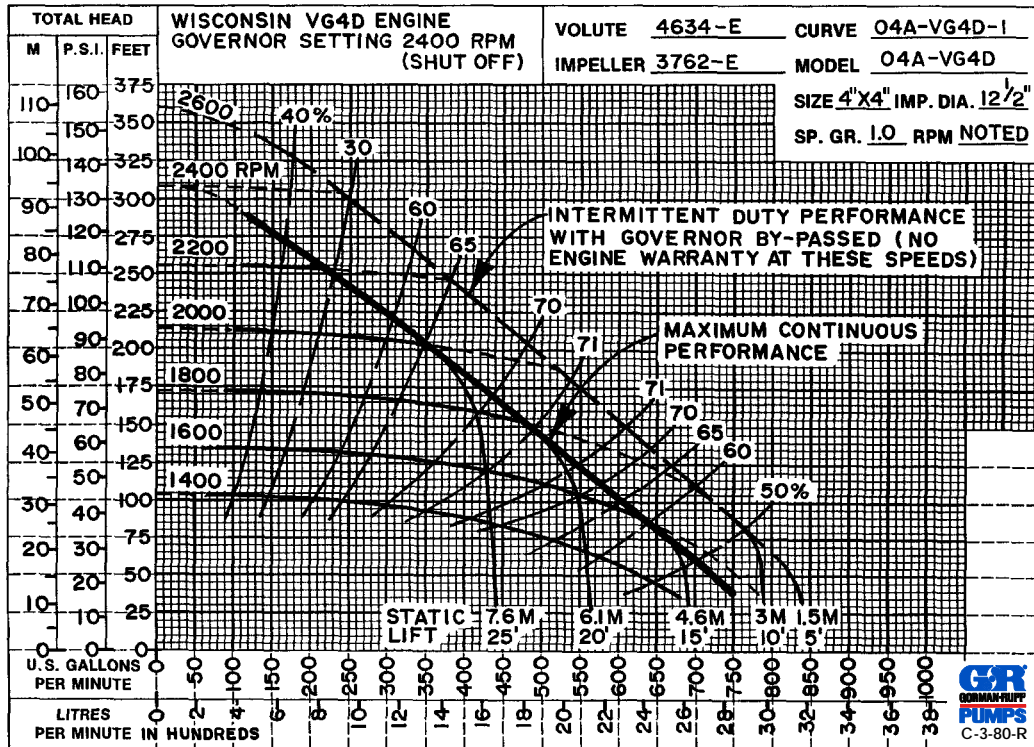
APPROXIMATE
DIMENSIONS AND
WEIGHTS

	<u>SKID BASE</u>	<u>2-WHEEL</u>
NET WEIGHT:	890 LBS. (231 KG.)	1130 LBS. (512,6 KG.)
SHIPPING WEIGHT:	988 LBS. (365 KG.)	1228 LBS. (557,1 KG.)
EXPORT CRATE SIZE:	65.1 CU. FT. (1,84CU. M.)	100 CU. FT. (2,8 CU. M.)



DIMENSIONS:
INCHES
(MILLIMETERS)

POWERED BY WISCONSIN MODEL VG4D ENGINE



THE GORMAN-RUPP COMPANY • MANSFIELD, OHIO

GORMAN-RUPP OF CANADA LIMITED • ST. THOMAS, ONTARIO, CANADA

Specifications Subject to Change Without Notice

Printed in U.S.A.