

ACE

Use With: OM-05146  
MR-05147

PUBLICATION NUMBER PL-05164-01  
August 10, 2000



# PUMP MODEL VGH5B31-B

**MANUAL  
PART 2 of 3**

**PARTS  
LIST  
WITH  
PERFORMANCE CURVE**

**THE GORMAN-RUPP COMPANY • MANSFIELD, OHIO**

[www.grpumps.com](http://www.grpumps.com)

GORMAN-RUPP OF CANADA LIMITED • ST. THOMAS, ONTARIO, CANADA Printed in U.S.A.

©2000 The Gorman-Rupp Company

Register your new  
Gorman-Rupp pump online at  
**www.grpumps.com**

Valid serial number and e-mail address required.

**RECORD YOUR PUMP MODEL AND SERIAL NUMBER**

Please record your pump model and serial number in the spaces provided below. Your Gorman-Rupp distributor needs this information when you require parts or service.

Pump Model: \_\_\_\_\_  
Serial Number: \_\_\_\_\_

## PERFORMANCE CURVE – SECTION A

### RECORDING MODEL AND SERIAL NUMBERS

Please record the pump model and serial number in the spaces provided below and in the separate Installation/Operation Manual accompanying your pump. Your Gorman-Rupp distributor needs this information when you require parts or service.

Pump Model: \_\_\_\_\_

Serial Number: \_\_\_\_\_

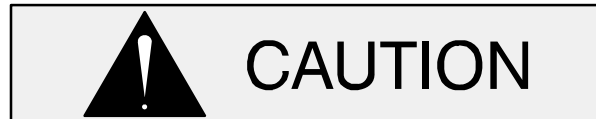
### WARRANTY INFORMATION

The pump warranty is provided as part of Gorman-Rupp's support program for customers who operate and maintain their equipment as described in this manual and other accompanying literature. Please note that should the equipment be abused or modified to change its performance beyond the original factory specifications, the warranty will become void and any claim will be denied.

### PERFORMANCE CURVE

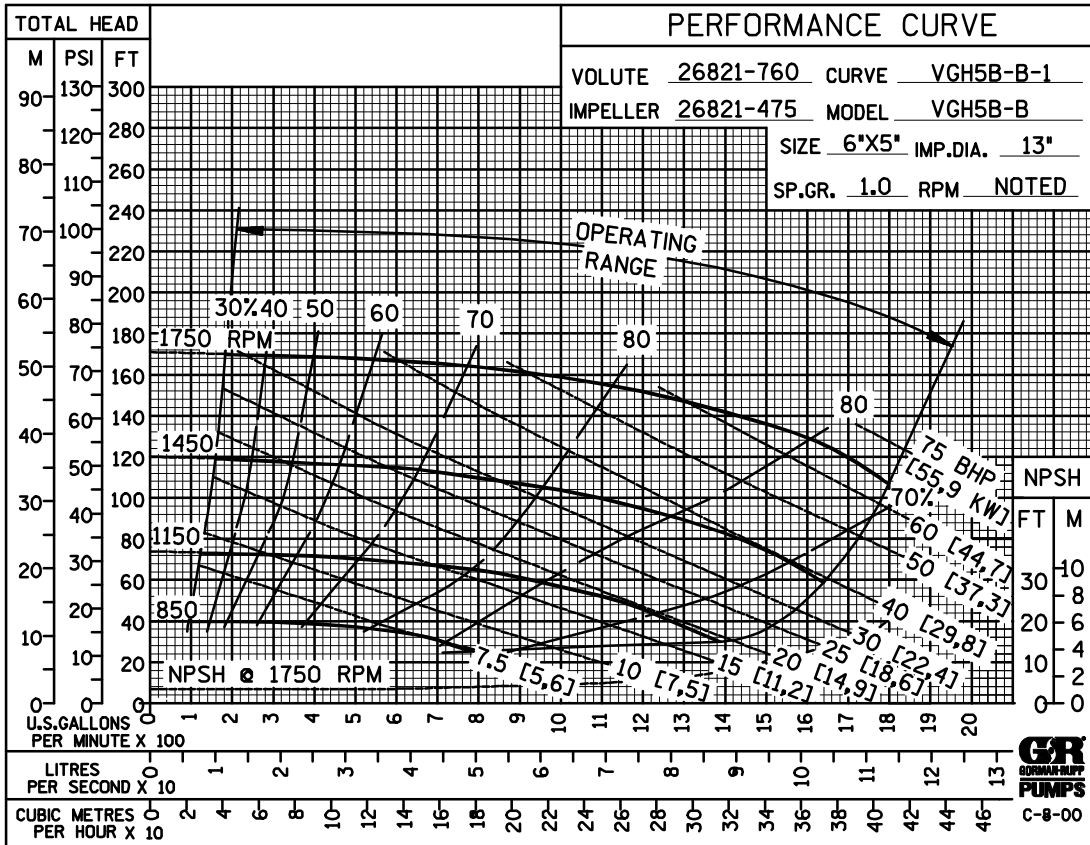
The performance curve on the following page is based on 70° F (21° C) clear water at sea level. Since pump installations are seldom identical, your performance may be different due to such factors as viscosity, specific gravity, elevation, temperature, and impeller trim.

If your pump serial number is followed by an "N", your pump is **NOT** a standard production model. Contact the Gorman-Rupp Company to verify performance or part numbers.



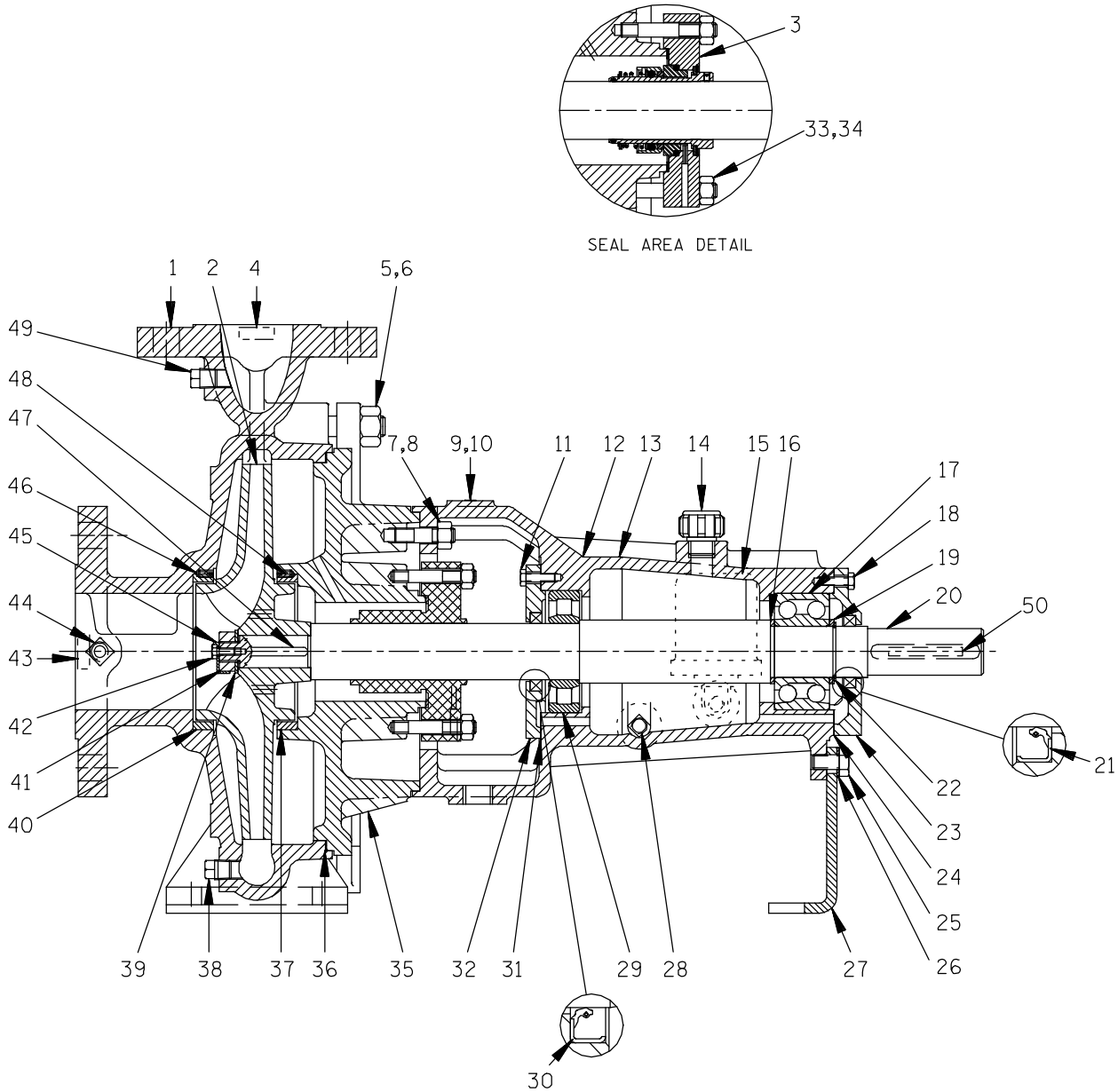
Pump speed and operating condition points must be within the continuous performance range shown on the curve(s).

**This Page Intentionally Blank**



Performance Curve – Model VGH5B31-B

S/N 1211803 Up  
PUMP ISSUE 1



**THE GORMAN-RUPP COMPANY • MANSFIELD, OHIO**

GORMAN-RUPP OF CANADA LIMITED • ST. THOMAS, ONTARIO, CANADA

Printed in U.S.A.

If your pump serial number is followed by an "N", your pump is **NOT** a standard production model. Contact the Gorman-Rupp Company to verify part numbers.

ITEM NO.	PART NAME	PART NUMBER	MAT'L CODE	QTY	ITEM NO.	PART NAME	PART NUMBER	MAT'L CODE	QTY
1	PUMP CASING	26821-760	----	1	28	BRG HSG DRAIN PLUG	P04	15079	1
2 *	IMPELLER	26821-475	----	1	29 *	BEARING	26821-353	----	1
3 *	CARTRIDGE SEAL ASSY	26821-593	----	1	30 *	OIL SEAL	26821-638	----	1
4	DISCHARGE DECAL	6588BJ	----	1	31 *	BRG COVER GASKET	26821-411	----	1
5	STUD	26821-897	----	12	32	BEARING COVER	26821-803	----	1
6	HEX NUT	26821-935	----	12	33	HEX NUT	26821-932	----	4
7	STUD	26821-885	----	4	34	STUD	26821-881	----	4
8	HEX NUT	26821-733	----	4	35	SEAL PLATE	26821-701	----	1
9	NAME PLATE	38814-068	13000	1	36	SEAL PLATE GASKET	26821-424	----	1
10	DRIVE SCREW	BM#04-03	17000	2	37	COVER WEAR RING	26821-792	----	1
11	HEX HD CAPSCREW	22645-130	----	4	38	CASING DRAIN PLUG	P08	15079	1
12	BEARING HOUSING	26821-063	----	1	39	WASHER	K16	15991	1
13	ROTATION DECAL	2613M	----	1	40 *	CASING WEAR RING	26821-792	----	1
14	OIL INLET PLUG	26821-616	----	1	41	IMPELLER NUT	26821-136	----	1
15	CONSTANT LEVEL OILER	26821-617	----	1	42	HEX HD CAPSCREW	22645-158	----	1
16	BEARING SPACER	26821-327	----	1	43	SUCTION DECAL	6588AG	----	1
17 *	BEARING	26821-335	----	1	44	PIPE PLUG	P04	15079	1
18	HEX HD CAPSCREW	22645-135	----	4	45	SAFETY PLATE	26821-193	----	1
19	BEARING SPACER	26821-327	----	1	46	SOCKET HD SETSCREW	26821-941	----	2
20 *	IMPELLER SHAFT	26821-851	----	1	47	IMPELLER KEY	26821-834	----	1
21 *	OIL SEAL	26821-638	----	1	48	SOCKET HD SETSCREW	26821-941	----	2
22	SNAP RING	26821-387	----	1	49	PIPE PLUG	P08	15079	2
23	BEARING COVER	26821-806	----	1	50	SHAFT KEY	N0614 1/2	15990	1
24 *	BEARING COVER GASKET	26821-413	----	1	NOT SHOWN:				
25	HEX HD CAPSCREW	22645-180	----	1		LUBE DECAL	38816-074	----	1
26	WASHER	K08	15991	1		INSTR TAG PAPER	38817-011	----	1
27	SUPPORT FOOT	26821-218	----	1		INSTR TAG PAPER	38817-024	----	1

\* INDICATES PARTS RECOMMENDED FOR STOCK

## THE GORMAN-RUPP COMPANY • MANSFIELD, OHIO

GORMAN-RUPP OF CANADA LIMITED • ST. THOMAS, ONTARIO, CANADA

Printed in U.S.A.

August 10, 2000

©Copyright by the Gorman-Rupp Company

2 of 2

Page 58.5 B5

**For U.S. and International Warranty Information,  
Please Visit [www.grpumps.com/warranty](http://www.grpumps.com/warranty)**

**or call:**

**U.S.: 419-755-1280**

**International: +1-419-755-1352**

**For Canadian Warranty Information,  
Please Visit [www.grcanada.com/warranty](http://www.grcanada.com/warranty)**

**or call:**

**519-631-2870**