

Use With: OM-04760
MR-04959



**PUMP MODEL
14A2-TS2 S/G**

**MANUAL
PART 2 of 3**

**PARTS
LIST
WITH
PERFORMANCE CURVE**

THE GORMAN-RUPP COMPANY • MANSFIELD, OHIO

www.gormanrupp.com

GORMAN-RUPP OF CANADA LIMITED • ST. THOMAS, ONTARIO, CANADA

Printed in U.S.A.

©Copyright by the Gorman-Rupp Company



The engine exhaust from this product contains chemicals known to the State of California to cause cancer, birth defects or other reproductive harm.

PERFORMANCE CURVE – SECTION A

RECORDING MODEL AND SERIAL NUMBERS

Please record the pump model and serial number in the spaces provided below and in the separate Installation/Operation Manual accompanying your pump. Your Gorman-Rupp distributor needs this information when you require parts or service.

Pump Model: _____

Serial Number: _____

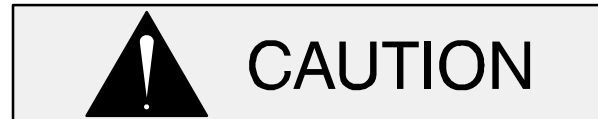
WARRANTY INFORMATION

The pump warranty is provided as part of Gorman-Rupp's support program for customers who operate and maintain their equipment as described in this manual and other accompanying literature. Please note that should the equipment be abused or modified to change its performance beyond the original factory specifications, the warranty will become void and any claim will be denied.

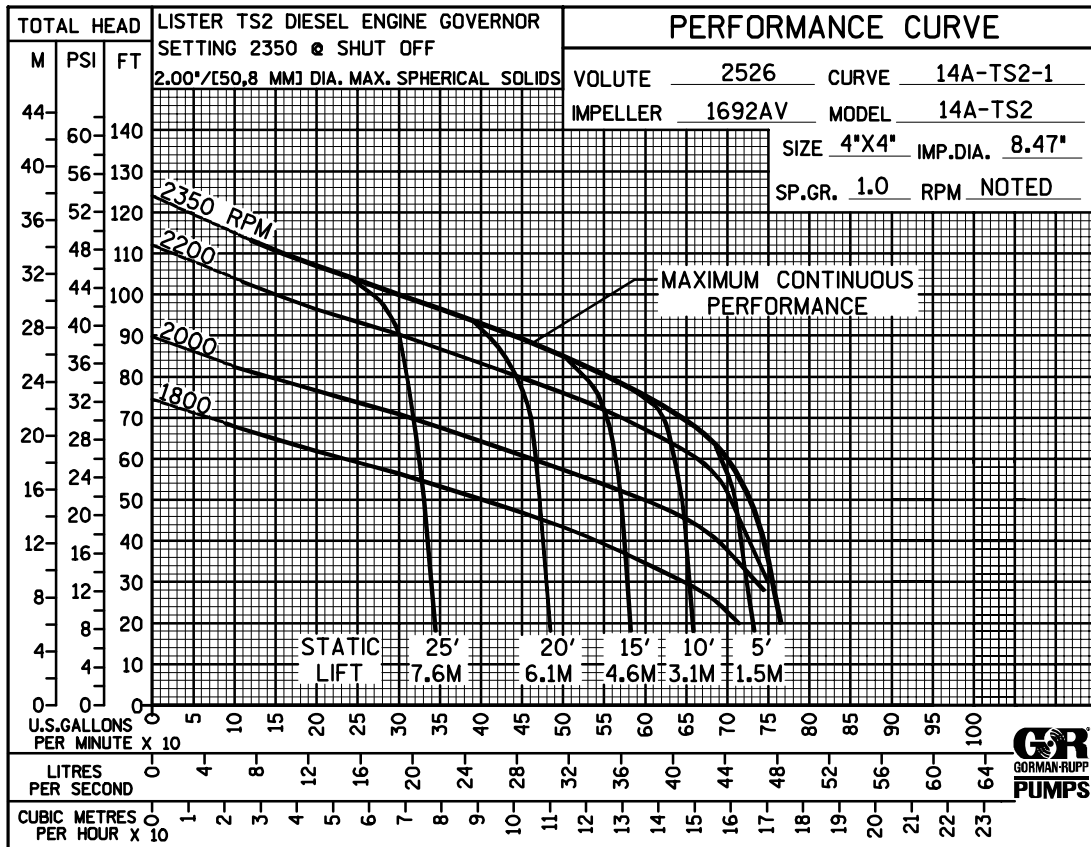
PERFORMANCE CURVE

The performance curve on the following page is based on 70° F (21° C) clear water at sea level. Since pump installations are seldom identical, your performance may be different due to such factors as viscosity, specific gravity, elevation, temperature, and impeller trim.

If your pump serial number is followed by an "N", your pump is **NOT** a standard production model. Contact the Gorman-Rupp Company to verify performance or part numbers.

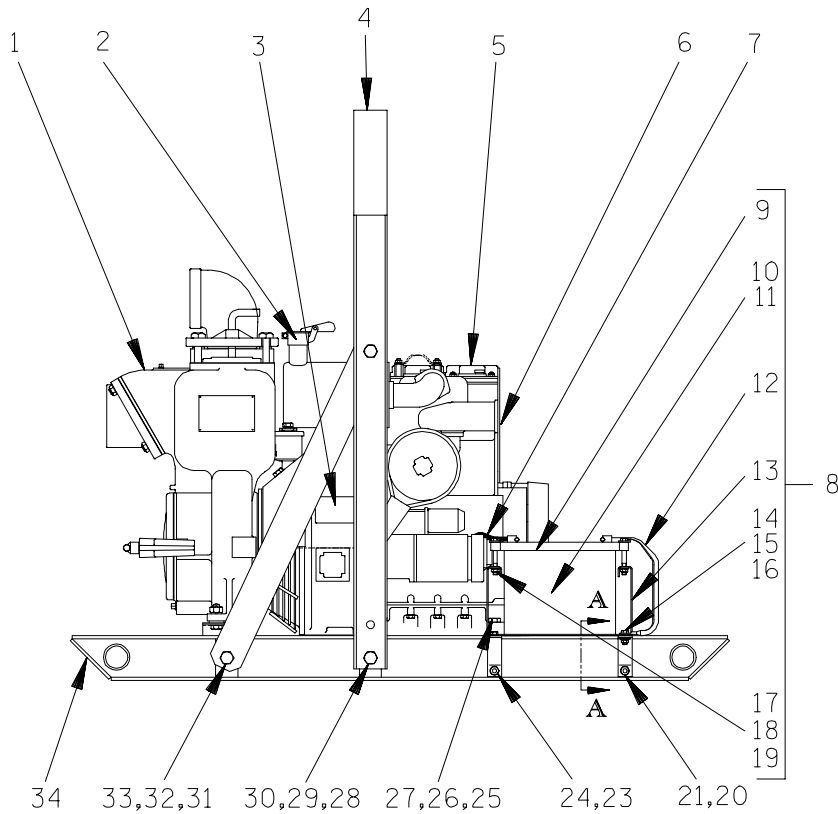
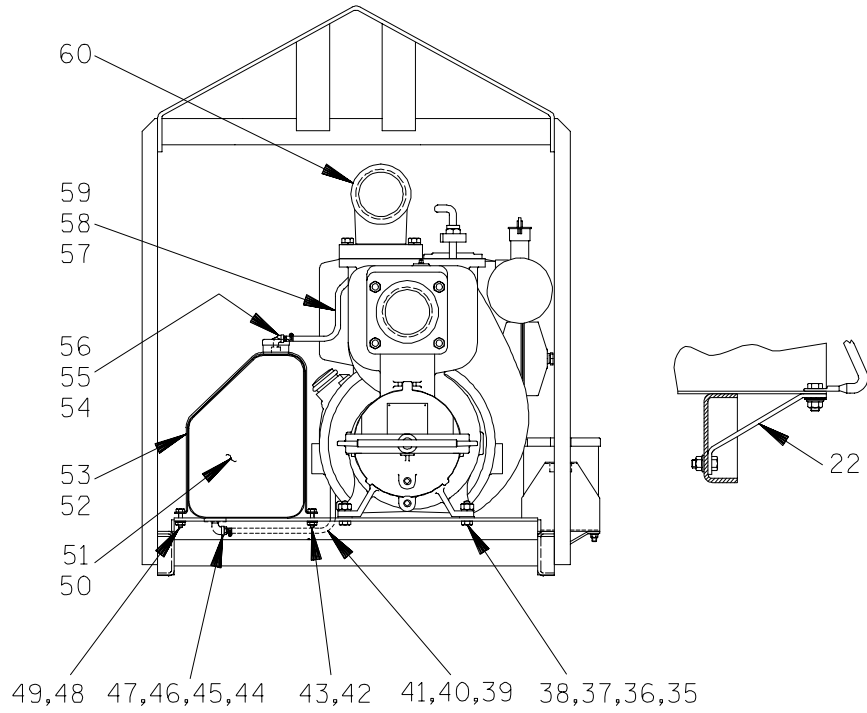


Pump speed and operating condition points must be within the continuous performance range shown on the curve(s).



Performance Curve – Model 14A2-TS2 S/G

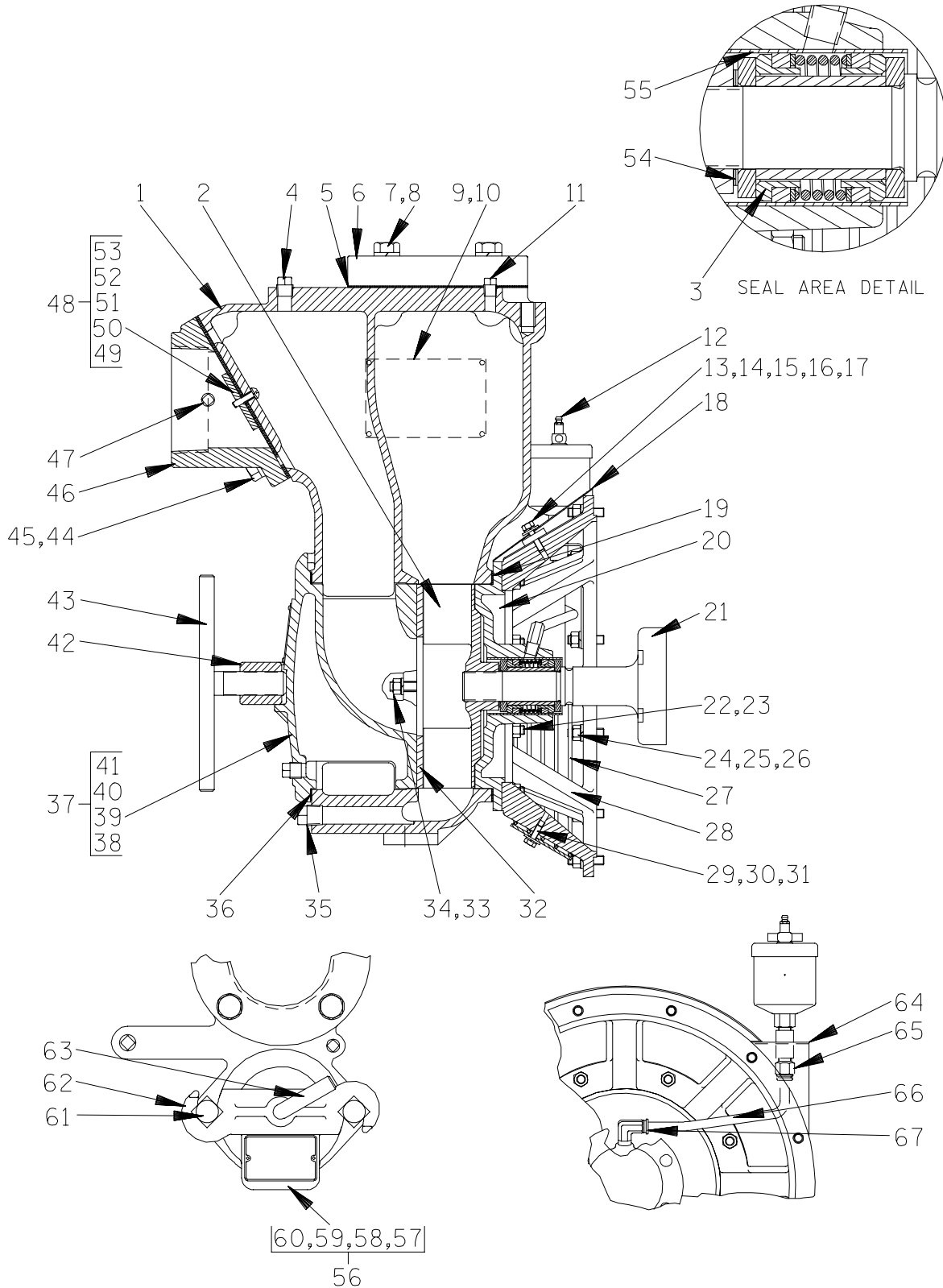
This page intentionally blank.



THE GORMAN-RUPP COMPANY • MANSFIELD, OHIO

GORMAN-RUPP OF CANADA LIMITED • ST. THOMAS, ONTARIO, CANADA Printed in U.S.A.

©Copyright by the Gorman-Rupp Company



THE GORMAN-RUPP COMPANY • MANSFIELD, OHIO

GORMAN-RUPP OF CANADA LIMITED • ST. THOMAS, ONTARIO, CANADA Printed in U.S.A.

©Copyright by the Gorman-Rupp Company

14A2-TS2 S/G

S/N 1309210 UP

PUMP ISSUE 3

ITEM NO.	PART NAME	PART NUMBER	MAT'L CODE	QTY	ITEM NO.	PART NAME	PART NUMBER	MAT'L CODE	QTY
1	PUMP CASING	2526	10010	1	40	-WARNING PLATE	2613EV	13990	1
2 *	IMPELLER	1692AV	11060	1	41	-DRIVE SCREW	BM#04-03	17000	4
3 *	SEAL ASSY	GS1250	---	1	42	COVER CLAMP BAR	2528	11010	1
4	PIPE PLUG	P06	15079	1	43	CVR CLAMP SCREW ASSY	2536	24000	1
5 *	DISCH FLANGE GSKT	1674G	18000	1	44	HEX HD CAPSCREW	B1007	15991	4
6	DISCHARGE FLANGE	271	10010	1	45	LOCKWASHER	J10	15991	4
7	HEX HD CAPSCREW	B1008	15991	4	46	SUCTION FLANGE	1736	10010	1
8	LOCKWASHER	J10	15991	4	47	PIPE PLUG	P04	15079	1
9	NAME PLATE	38818-023	13990	1	48	CHECK VALVE ASSY	9915	---	1
10	DRIVE SCREW	BM#04-03	17000	4	49	-RD HD MACH SCREW	X0404	17000	2
11	PIPE PLUG	P04	15079	1	50	-VALVE WEIGHT	19	10010	1
12	GREASE CUP	S1509	---	1	51	-LOCKWASHER	J04	17090	2
13	WASHER	S157	---	2	52	-VALVE WEIGHT	2936	10010	1
14	STUD	C0406 1/2	17000	2	53 *	-CHECK VALVE GSKT	131D	19070	1
15	LOCKWASHER	J04	15991	2	54 *	IMP ADJ SHIM SET	37J	17090	REF
16	FLAT WASHER	K04	15991	2	55 *	SEAL LINER	2205	14080	REF
17	HEX NUT	D04	15991	2	56	FILL COVER PLATE ASSY	42111-344	---	1
18	SHIELD	34921-002	15020	1	57	-COVER PLATE	NOT AVAILABLE		1
19 *	CASING GSKT SET	2474G	18000	1	58	-WARNING PLATE	38816-097	13990	1
20	SEAL PLATE ASSY	2948A	10010	1	59	-DRIVE SCREW	BM#04-03	17000	2
21	STUB SHAFT	38531-008	11010	REF	60	-CVR PLATE GSKT	50G	19210	1
22	STUD	C0607	15991	8	61	MACHINE BOLT	A1014	15991	2
23	HEX NUT	D06	15991	8	62	CLAMP BAR	38111-004	11010	1
24	STUD	C0606	15991	12	63	CLAMP BAR SCREW	31912-009	15000	1
25	HEX NUT	D06	15991	12	64	MTG BRACKET ASSY	41881-360	24150	1
26	LOCKWASHER	J06	15991	12	65	MALE CONNECTOR	26171-013	---	1
27	INTERMEDIATE GUARD	42381-036	24152	1	66	TUBING	31411-242	19550	1
28	ADAPTOR	38262-504	11060	1	67	MALE ELBOW	26171-038	---	1
29	HEX HD CAPSCREW	B0403	15991	2	NOT SHOWN:				
30	LOCKWASHER	J04	15991	2		STRAINER	2690	24000	1
31	FLAT WASHER	K04	15991	2		GUARD WARNING STK	38816-063	---	1
32	WEAR PLATE	2605	15990	1		INSTRUCTION TAG	38817-085	---	1
33	LOCKWASHER	J06	15991	2		SUCTION STICKER	6588AG	---	1
34	HEX NUT	D06	15991	2		PRIMING STICKER	6588AH	---	1
35	CASING DRAIN PLUG	P08	15079	1		GREASE CUP INSTRUCT	6588BD	---	1
36 *	CVR PLATE GSKT	2527G	19090	1		DISCHARGE STICKER	6588BJ	---	1
37	COVER PLATE ASSY	42111-926	---	1		INSTRUCTION LABEL	2613DK	---	1
38	-COVER PLATE	NOT AVAILABLE		1		G-R DECAL	GR-03	---	1
39	-PIPE PLUG	P06	15079	1					

* INDICATES PARTS RECOMMENDED FOR STOCK

THE GORMAN-RUPP COMPANY • MANSFIELD, OHIO

GORMAN-RUPP OF CANADA LIMITED • ST. THOMAS, ONTARIO, CANADA Printed in U.S.A.

©Copyright by the Gorman-Rupp Company

**For U.S. and International Warranty Information,
Please Visit www.grpumps.com/warranty
or call:
U.S.: 419-755-1280
International: +1-419-755-1352**

**For Canadian Warranty Information,
Please Visit www.grcanada.com/warranty
or call:
519-631-2870**