

AC

Use With: OM--04151
MR--04152

PUBLICATION NUMBER PL--04674--01
May 1, 1997



PUMP MODELS

S4C18-E10 230/3

S4C18-E10 460/3

S4C18-E10 575/3

MANUAL
PART 2 of 3

PARTS
LIST
WITH
PERFORMANCE CURVE

THE GORMAN-RUPP COMPANY • MANSFIELD, OHIO

GORMAN-RUPP OF CANADA LIMITED • ST. THOMAS, ONTARIO, CANADA Printed in U.S.A.

©Copyright by the Gorman-Rupp Company

PERFORMANCE CURVE – SECTION A

RECORDING MODEL AND SERIAL NUMBERS

Please record the pump model and serial number in the spaces provided below and in the separate Installation/Operation Manual accompanying your pump. Your Gorman-Rupp distributor needs this information when you require parts or service.

Pump Model: _____

Serial Number: _____

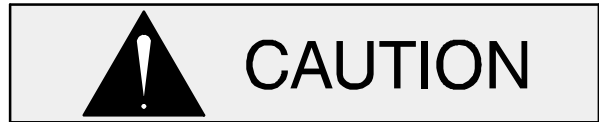
WARRANTY INFORMATION

The pump warranty is provided as part of Gorman-Rupp's support program for customers who operate and maintain their equipment as described in this manual and other accompanying literature. Please note that should the equipment be abused or modified to change its performance beyond the original factory specifications, the warranty will become void and any claim will be denied.

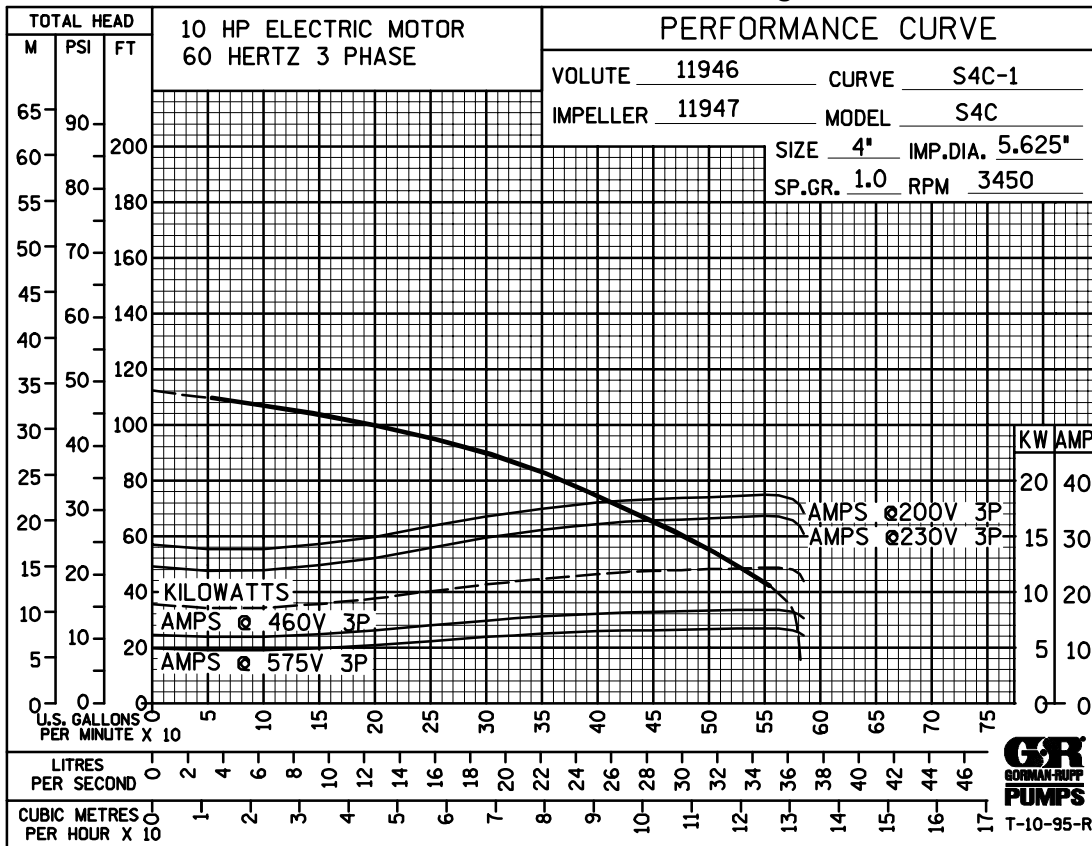
PERFORMANCE CURVES

The performance curve below is based on 70° F (21° C) clear water at sea level. Since pump installations are seldom identical, your performance may be different due to such factors as viscosity, specific gravity, elevation, temperature, and impeller trim.

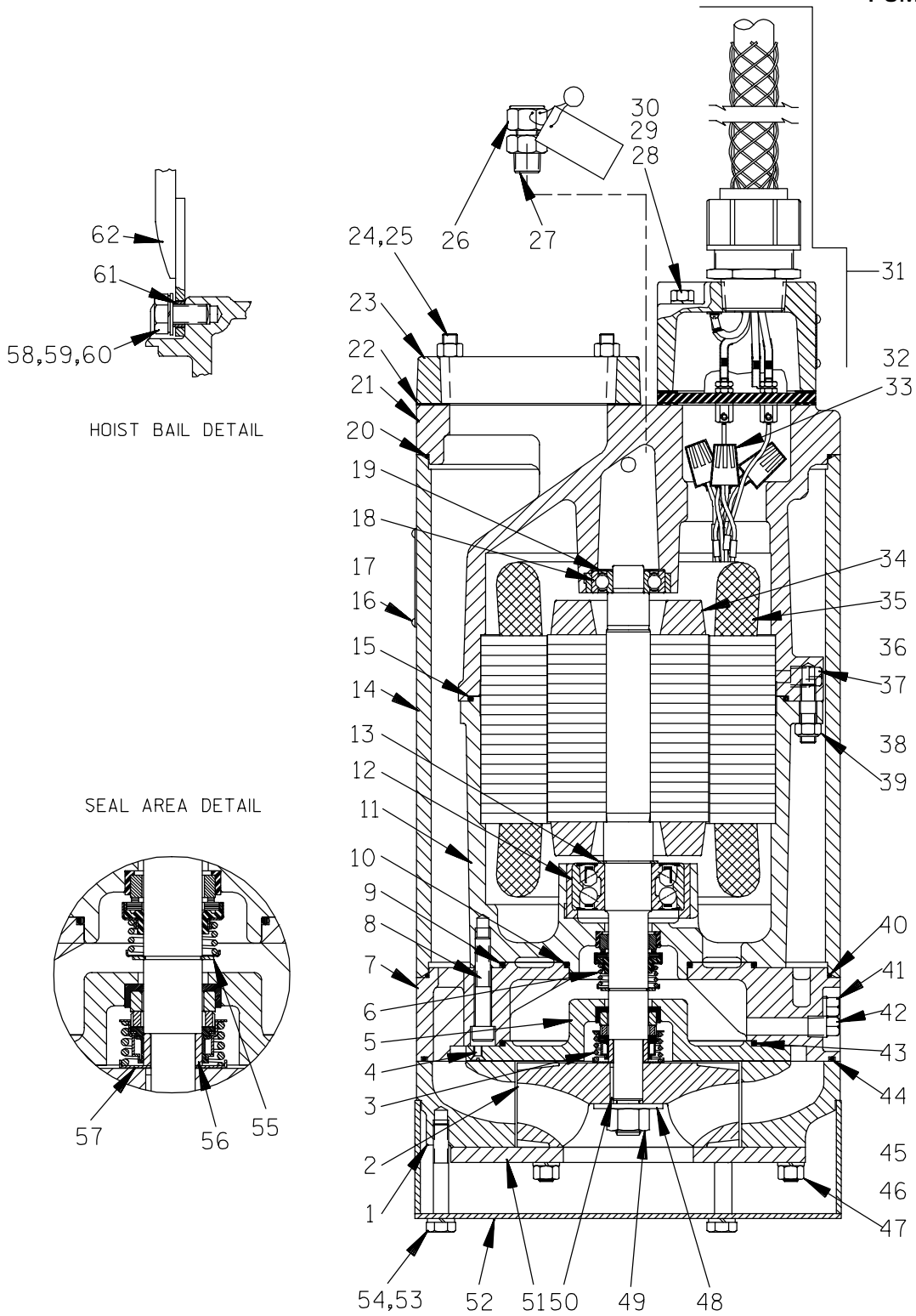
If your pump serial number is followed by an "N", your pump is **NOT** a standard production model. Contact the Gorman-Rupp Company to verify performance or part numbers.



Pump speed and operating condition points must be within the continuous performance range shown on the curve(s).



Performance Curve – Models S4C18–E10 230/460/575/3



THE GORMAN-RUPP COMPANY • MANSFIELD, OHIO

GORMAN-RUPP OF CANADA LIMITED • ST. THOMAS, ONTARIO, CANADA

Printed in U.S.A.

S4C18-E10 230/3
S4C18-E10 460/3
S4C18-E10 575/3

AC

S/N 1178959 Up
PUMP ISSUE 1

If your pump serial number is followed by an "N", your pump is **NOT** a standard production model. Contact the Gorman-Rupp Company to verify part numbers.

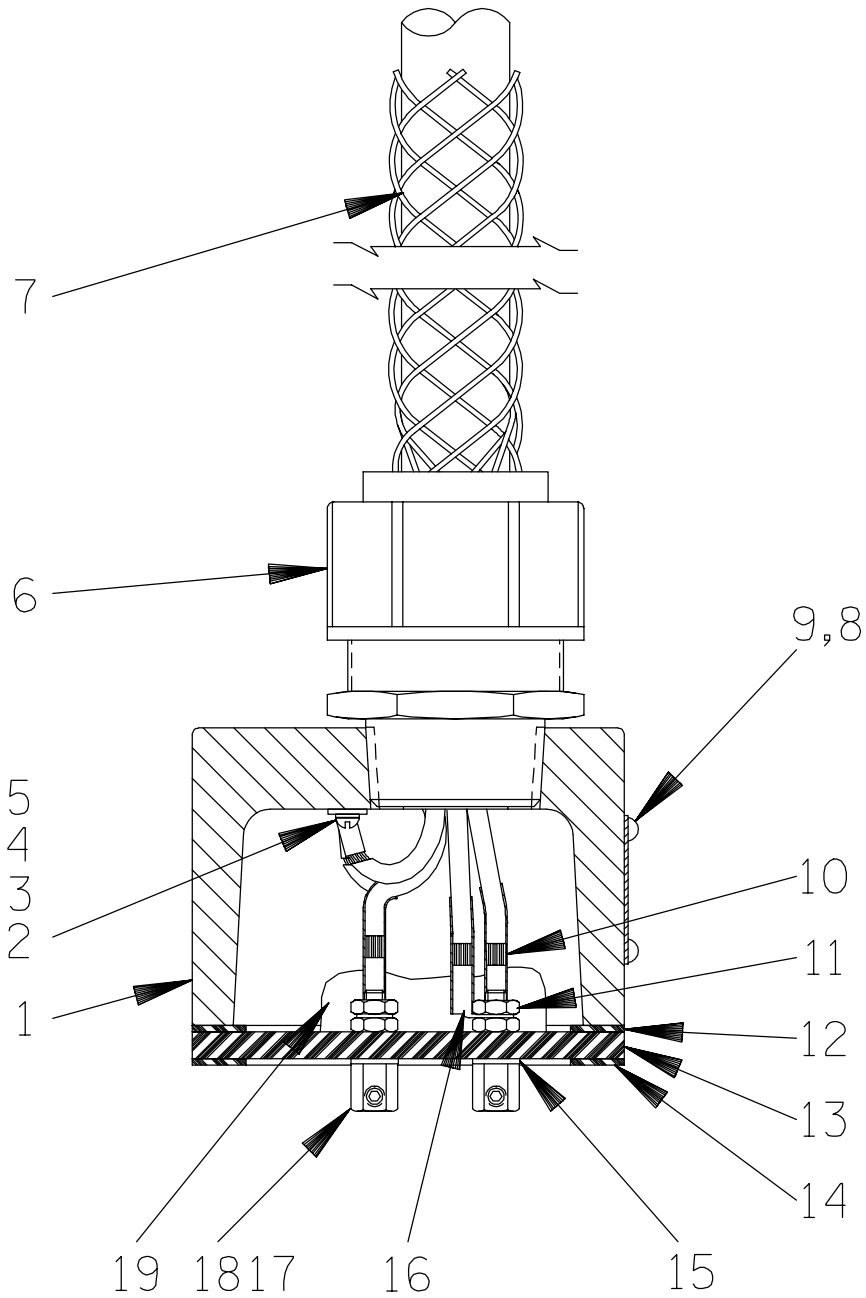
ITEM NO.	PART NAME	PART NUMBER	MAT'L CODE	QTY	ITEM NO.	PART NAME	PART NUMBER	MAT'L CODE	QTY
1	DIFFUSER	11946	1718H	1	39	DEFORM LK NUT	DD06	17000	8
2 *	IMPELLER	11947	1718H	1	40 *	INTERMEDIATE O-RING	S1830	---	1
3 *	LOWER SEAL ASSY	46512-057	---	1	41	MTR CAVITY DRAIN PLUG	P04	17000	1
4	FH MACH SCREW	Y#10-03	17000	3	42	SEAL CVTY DRAIN PLUG	P04	17000	1
5	SEAL PLATE	13882	1718H	1	43 *	SEAL PLATE O-RING	25152-259	---	1
6	UPPER SEAL ASSY	S1832	---	1	44 *	DIFFUSER O-RING	S1830	---	1
7	INTERMEDIATE	13883	13040	1	45	STUD	C0616	17000	3
8	SOC HD SETSCREW	DM0609	17000	3	46	HEX NUT	D06	17000	3
9 *	INTERMEDIATE O-RING	25152-259	---	1	47	LOCKWASHER	J06	17000	3
10 *	INTERMEDIATE O-RING	25152-234	---	1	48	FLAT WASHER	KB10	17000	1
11	MOTOR HOUSING	38311-049	13040	1	49	HEX NUT	D10S	17000	1
12	LOWER BALL BEARING	23431-303	---	1	50 *	IMPELLER KEY	N0303-1/2	17000	1
13	BEARING SNAP RING	S1831	---	1	51 *	WEAR PLATE	11948	1718H	1
14	PUMP CASING	11982	13175	1	52 *	STRAINER	11969	2400V	1
15 *	MTR HOUSING O-RING	25152-265	---	1	53	HEX HD CAPSCREW	B0610	17000	3
16	NAME PLATE	38814-055	17000	1	54	LOCKWASHER	J06	17000	3
17	DRIVE SCREW	BM#04-03	17000	4	55 *	RETAINING RING	S362	---	1
18 *	UPPER BALL BEARING	S1044	---	1	56	SHAFT SLEEVE	13878	17020	1
19	BRG SPRING WASHER	S1554	---	1	57 *	ADJ SHIM SET	2Y	17090	1
20 *	PUMP CASING O-RING	S1830	---	1	58	FLAT WASHER	KE08	17000	2
21 *	UPPER MTR HOUSING	38311-058	13000	1	59	LOCKWASHER	J08	15991	2
22 *	DISCH FLANGE GSKT	11957G	20000	1	60	HEX HD CAPSCREW	B0804	17000	2
23	DISCHARGE FLANGE	11957	13040	1	61	BUSHING	9562	15991	2
24	STUD	C0609	17000	4	62	HOIST BAIL	11959	2400V	1
25	HEX NUT	D06	17000	4	NOT SHOWN:				
26 *	RELIEF VALVE ASSY	46431-608	---	1		CABLE TIE	27111-212	---	1
27 *	RED PIPE BUSHING	AP0604	17000	1		CONTROL BOX			
28	STUD	C0513	17090	4		-230/3	27515-504	---	1
29	LOCK WASHER	J05	17000	4		-460/3	27515-503	---	1
30	HEX NUT	D05	17000	4		-575/3	27515-513	---	1
31	TERM HSG & CAB ASSY					MOTOR PLATE	10436	17000	1
	-230/3 & 460/3	47367-062	---	1		DRIVE SCREW	BM#04-03	17000	4
	-575/3	47367-053	---	1		SUB PUMP OIL	9568	---	1
32	CONNECTOR					MTR VOLTAGE TAG			
	-230/3	S1718	---	1		-230/3	6588Z	---	1
	-460/3	S1718	---	3		-460/3	6588AA	---	1
	-575/3	NOT REQUIRED				-575/3	38816-128	---	1
33 *	HEAT SHRINK TUBE					HEATER PACK			
	-230/3	31411-235	19450	1		-230/3	27521-207	---	1
	-460/3	31411-235	19450	3		-460/3	27521-205	---	1
	-575/3	NOT REQUIRED				-575/3	27521-204	---	1
34 *	ROTOR & SHAFT ASSY	47112-816	---	1	OPTIONAL:				
35	STATOR					STAGING ADAPTOR KIT	48272-011	---	1
	-230/3 & 460/3	47113-844	---	1		ANODE PLATE ASSY	42116-003	---	1
	-575/3	47113-846	---	1		LIQUID LEVEL DEVICES:			
36	PIPE PLUG	38649-022	17030	2		-DIAPHRAGM TYPE	GRP48-03 or GRP48-06		1
37	A HD SETSCREW	GA0501-1/4	15990	2		-FLOAT TYPE	27471-155	---	1
38	STUD	C0606	17000	8		120V LIQ LVL CONTROL	27521-321	---	1

* INDICATES PARTS RECOMMENDED FOR STOCK

THE GORMAN-RUPP COMPANY • MANSFIELD, OHIO

GORMAN-RUPP OF CANADA LIMITED • ST. THOMAS, ONTARIO, CANADA

Printed in U.S.A.



THE GORMAN-RUPP COMPANY • MANSFIELD, OHIO

GORMAN-RUPP OF CANADA LIMITED • ST. THOMAS, ONTARIO, CANADA

Printed in U.S.A.

S4C18-E10 230/3
 S4C18-E10 460/3
 S4C18-E10 575/3

AC

S/N 1178959 Up
 PUMP ISSUE 1

230/3 And 460/3 Terminal Housing 47367-062

If your pump serial number is followed by an "N", your pump is **NOT** a standard production model. Contact the Gorman-Rupp Company to verify part numbers.

ITEM NO.	PART NAME	PART NUMBER	MAT'L CODE	QTY
1	TERMINAL HOUSING	38381-230	13040	1
2	RD HD MACHINE SCREW	X#10-02	15991	2
3	T TYPE LK WASHER	AK#10	15991	2
4	TERMINAL SK-E 26U	27214-243	---	1
5	TERMINAL SK-C 36U	S1836	---	1
6	CABLE GRIP ASSY	27111-026	---	1
7	* CABLE	10325T	---	1
8	INFO PLATE	38816-047	17990	1
9	DRIVE SCREW	BM#04-03	17000	4
10	* HEAT-SHRINK TUBE	31411-233	19530	3
11	HEX NUT	D#10	14990	6
12	* GASKET	38687-525	20000	1
13	TERM PLATE	38713-008	23010	1
14	GASKET	38687-525	20000	1
15	* DYNA-SEAL WASHER	S1590	---	3
16	TERMINAL SK-E 26U	27214-243	---	3
17	TERMINAL	11181	14100	3
18	A HD SETSCREW	GA#10-01S	15991	3
19	RTV SEALANT	18771-106	---	1

OPTIONAL:

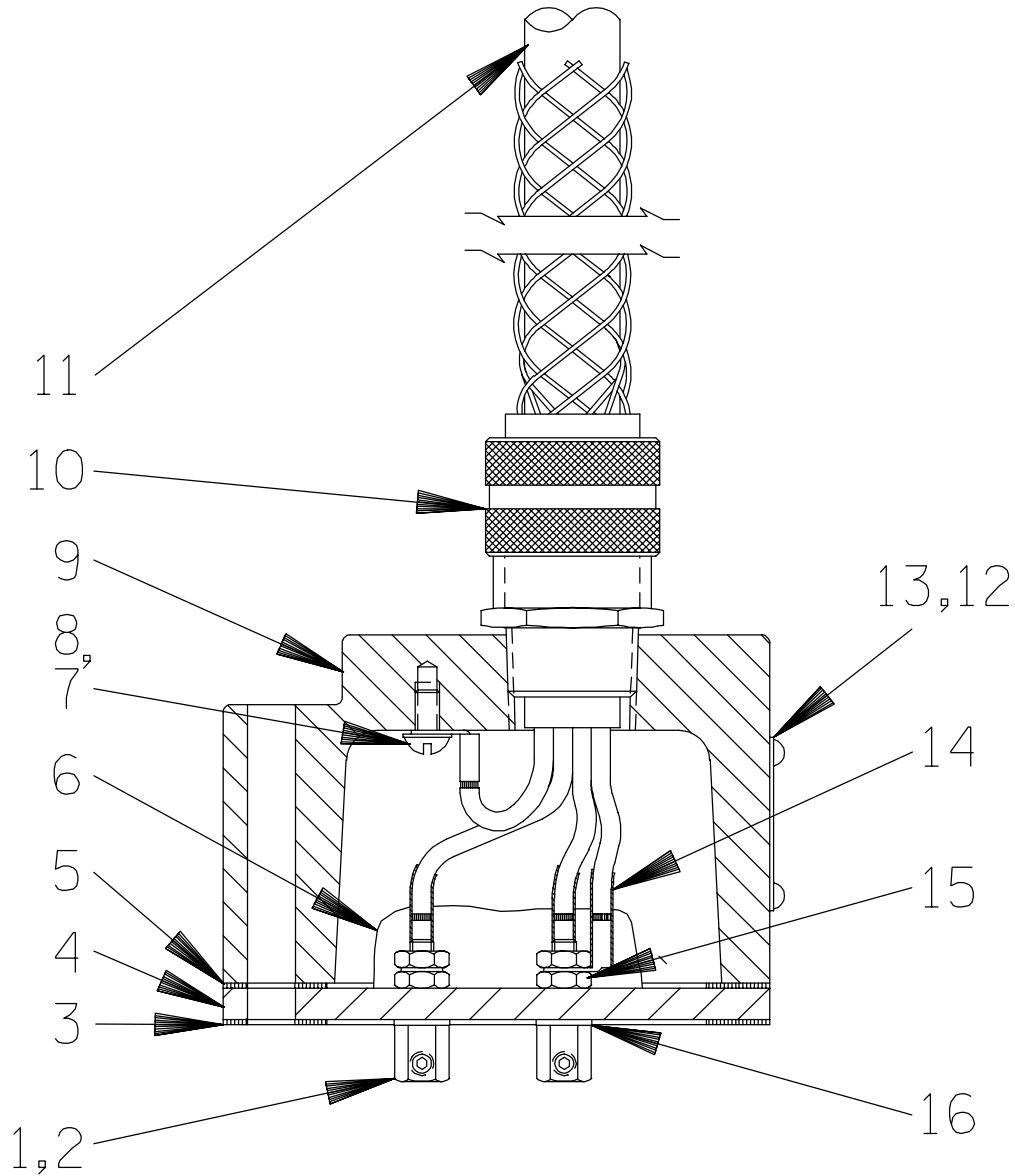
HEAT SHRINK TERMINAL KIT	48315-006	---	1
--------------------------	-----------	-----	---

* INDICATES PARTS RECOMMENDED FOR STOCK

THE GORMAN-RUPP COMPANY • MANSFIELD, OHIO

GORMAN-RUPP OF CANADA LIMITED • ST. THOMAS, ONTARIO, CANADA

Printed in U.S.A.



THE GORMAN-RUPP COMPANY • MANSFIELD, OHIO

GORMAN-RUPP OF CANADA LIMITED • ST. THOMAS, ONTARIO, CANADA

Printed in U.S.A.

S4C18-E10 230/3
 S4C18-E10 460/3
 S4C18-E10 575/3

AC

S/N 1178959 Up
 PUMP ISSUE 1

575/3 Terminal Housing 47367-053

If your pump serial number is followed by an "N", your pump is **NOT** a standard production model. Contact the Gorman-Rupp Company to verify part numbers.

ITEM NO.	PART NAME	PART NUMBER	MAT'L CODE	QTY
1	TERMINAL	11181	14100	3
2	A HD SET SCREW	GA#10-01S	15991	3
3	GASKET	38687-525	20000	1
4	TERMINAL PLATE	38713-008	23010	1
5	* GASKET	38687-525	20000	1
6	RTV SEALANT	18771-106	---	1
7	RD HD MACH SCREW	X#10-02	15991	1
8	T TYPE LOCK WASHER	AK#10	15991	1
9	TERMINAL HOUSING	38381-231	13040	1
10	CABLE GRIP	27111-011	---	1
11	* CABLE ASSY	47351-053	---	1
12	INFO PLATE	38816-047	17990	1
13	DRIVE SCREW	BM#04-03	17000	4
14	* HEAT - SHRINK TUBE	31411-233	19530	3
15	HEX NUT	D#10	14990	6
16	* DYNA-SEAL WASHER	S1590	---	3

OPTIONAL:

HEAT SHRINK TERMINAL KIT	48315-006	---	1
--------------------------	-----------	-----	---

* INDICATES PARTS RECOMMENDED FOR STOCK

THE GORMAN-RUPP COMPANY • MANSFIELD, OHIO

GORMAN-RUPP OF CANADA LIMITED • ST. THOMAS, ONTARIO, CANADA

Printed in U.S.A.

**For U.S. and International Warranty Information,
Please Visit www.grpumps.com/warranty
or call:
U.S.: 419-755-1280
International: +1-419-755-1352**

**For Canadian Warranty Information,
Please Visit www.grcanada.com/warranty
or call:
519-631-2870**