

AC

Use With: OM--04151
MR--04280

PUBLICATION NUMBER PL--04283--03
June 14, 1995; Rev. D 02/20/98
Supersedes: PL--04282--03



PUMP MODELS
S2B1 230V 3P
S2B1 460V 3P

MANUAL
PART 2 of 3

PARTS
LIST
WITH
PERFORMANCE CURVE

THE GORMAN-RUPP COMPANY • MANSFIELD, OHIO

GORMAN-RUPP OF CANADA LIMITED • ST. THOMAS, ONTARIO, CANADA Printed in U.S.A.

©Copyright by the Gorman-Rupp Company

PERFORMANCE CURVE – SECTION A

RECORDING MODEL AND SERIAL NUMBERS

Please record the pump model and serial number in the spaces provided below and in the separate Installation/Operation Manual accompanying your pump. Your Gorman-Rupp distributor needs this information when you require parts or service.

Pump Model: _____

Serial Number: _____

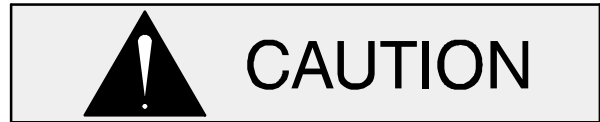
WARRANTY INFORMATION

The pump warranty is provided as part of Gorman-Rupp's support program for customers who operate and maintain their equipment as described in this manual and other accompanying literature. Please note that should the equipment be abused or modified to change its performance beyond the original factory specifications, the warranty will become void and any claim will be denied.

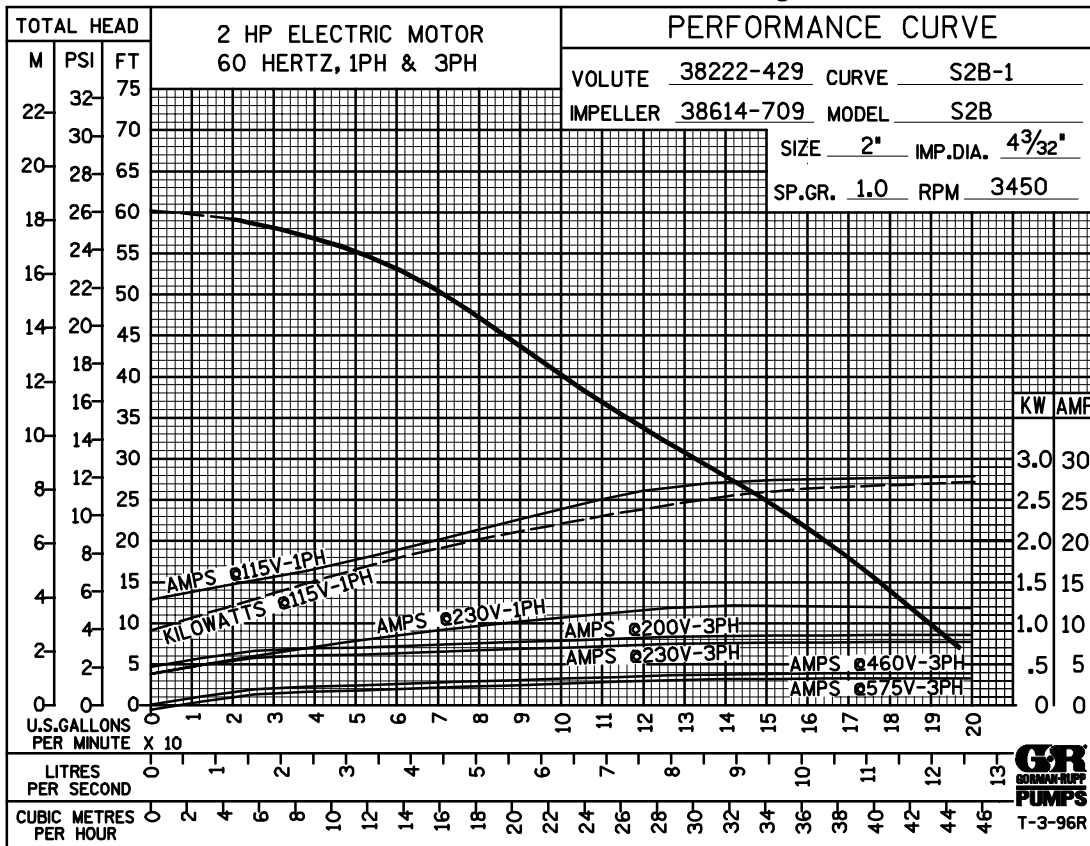
PERFORMANCE CURVES

The performance curves on the following page are based on 70° F (21° C) clear water at sea level. Since pump installations are seldom identical, your performance may be different due to such factors as viscosity, specific gravity, elevation, temperature, and impeller trim.

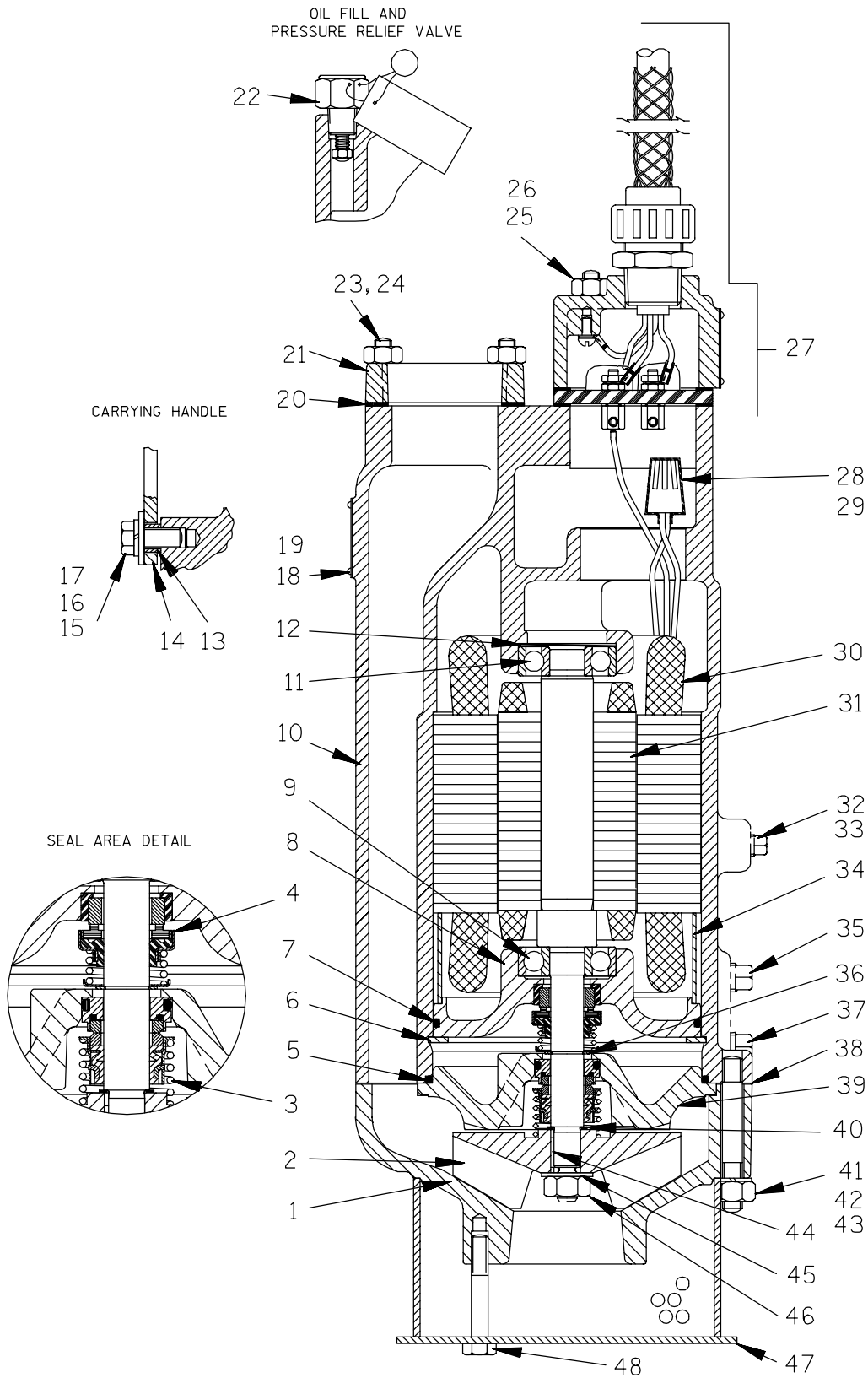
If your pump serial number is followed by an "N", your pump is **NOT** a standard production model. Contact the Gorman-Rupp Company to verify performance or part numbers.



Pump speed and operating condition points must be within the continuous performance range shown on the curve(s).



Performance Curve – Models S2B1 230V 3P And S2B1 460V 3P



THE GORMAN-RUPP COMPANY • MANSFIELD, OHIO

GORMAN-RUPP OF CANADA LIMITED • ST. THOMAS, ONTARIO, CANADA

Printed in U.S.A.

S/N 838616 Up
PUMP ISSUE 3

If your pump serial number is followed by an "N", your pump is **NOT** a standard production model. Contact the Gorman-Rupp Company to verify part numbers.

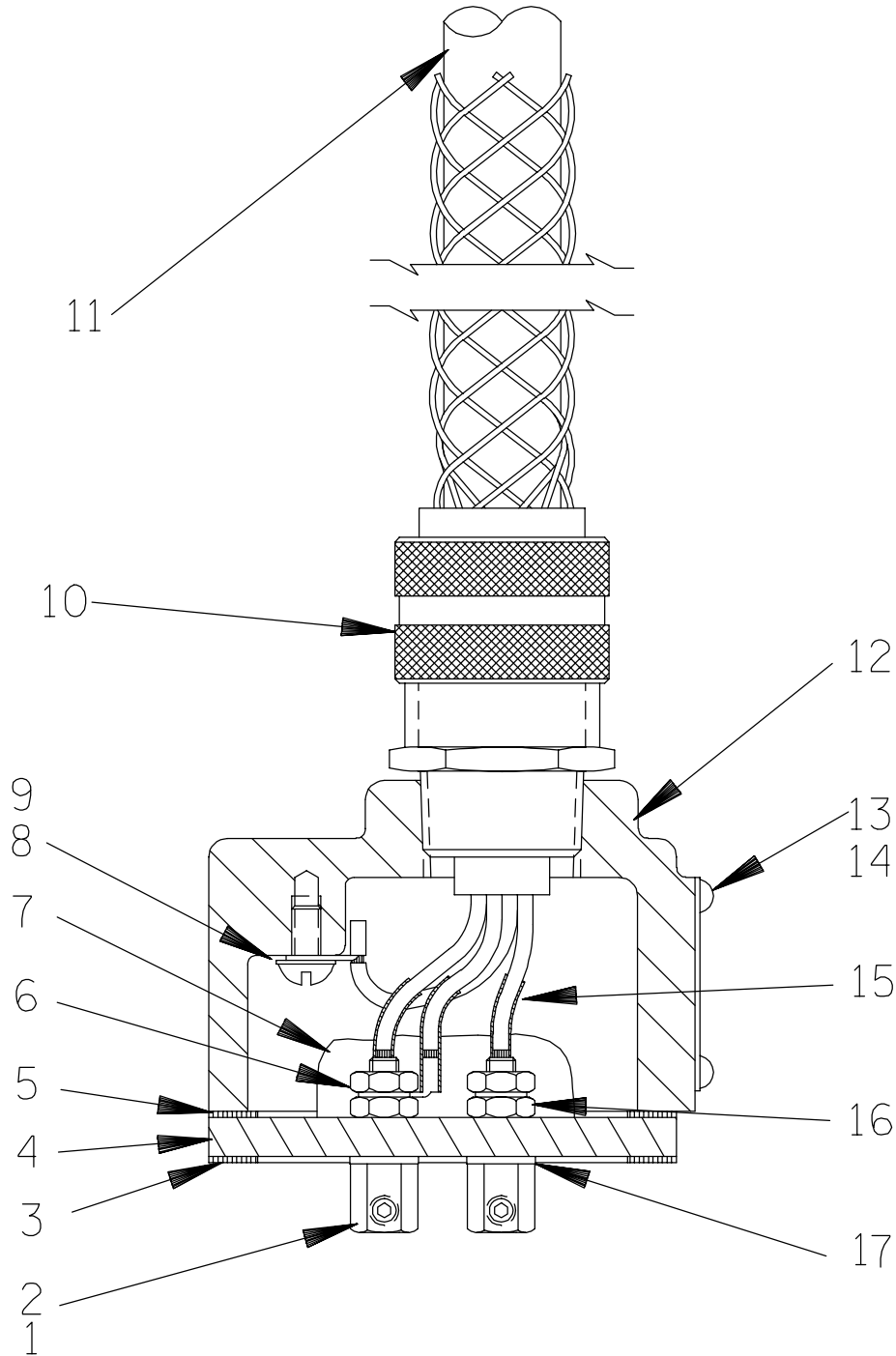
ITEM NO.	PART NAME	PART NUMBER	MAT'L CODE	QTY	ITEM NO.	PART NAME	PART NUMBER	MAT'L CODE	QTY
1	SUCTION CASING	38222-429	10010	1	35	PIPE PLUG	P04	17000	1
2 *	IMPELLER	38614-709	14160	1	36	SEAL SNAP RING	S668	---	1
3 *	LOWER SEAL ASSY	46512-036	---	1	37	SEAL CVTY DRAIN PLUG	P04	17000	1
4 *	UPPER SEAL ASSY	25271-824	---	1	38 *	SUCT CASING GSKT	38674-807	20000	1
5 *	SEAL PLATE O-RING	25152-250	---	1	39	SEAL PLATE	38272-830	10010	1
6	RETAINING RING	24121-077	---	1	40 *	IMP ADJ SHIM SET	669	14990	1
7 *	INTERMEDIATE O-RING	25152-248	---	1	41	STUD	C0610	17000	4
8	INTERMEDIATE BRACKET	38261-015	13040	1	42	LOCK WASHER	J06	17000	4
9 *	LOWER BALL BEARING	S1512	---	1	43	HEX NUT	D06	17000	4
10	MOTOR HOUSING	38311-016	13040	1	44 *	IMPELLER KEY	N0202-1/2	17000	1
11 *	UPPER BALL BEARING	S1512	---	1	45	FLAT WASHER	21161-808	---	1
12	BRG SPRING WASHER	S1554	---	1	46	IMPELLER NUT	D06	17000	1
13 *	BAIL BUSHING	10194	15071	2	47 *	STRAINER ASSY	46611-004	2415V	1
14	HOIST BAIL	10185A	1502V	1	48	NYLOCK CAPSCREW	BT0508	15991	4
15	HEX HD CAPSCREW	B0604	15991	2	NOT SHOWN:				
16	FLAT WASHER	K06	15991	2		CABLE TIE	27111-212	---	1
17	LOCK WASHER	J06	15991	2		CONTROL BOX			
18	NAME PLATE	38814-055	17000	1		-230V 3P	47631-127	---	1
19	DRIVE SCREW	BM#04-03	17000	4		-460V 3P	47631-128	---	1
20 *	DISCH FLANGE GSKT	10195G	20000	1		SUB. PUMP OIL	9568	---	1
21	DISCHARGE FLANGE	10195	13040	1		MOTOR VOLTAGE TAG			
22 *	RELIEF VALVE ASSY	46431-608	---	1		-230V 3P	38816-094	---	1
23	STUD	C0506	15991	4		-460V 3P	38816-093	---	1
24	HEX NUT	D05	15991	4		MOTOR PLATE	10436	17000	1
25	STUD	C0511	15991	4		DRIVE SCREW	BM#04-03	17000	4
26	HEX NUT	D05	15991	4	OPTIONAL:				
27	TERM HSG/CABLE ASSY	47367-051	---	1		* REPAIR GASKET SET	11000T	---	1
28	CONNECTOR					STAGING ADAPTOR KIT	48272-002	---	1
	-230V 3P	S1718	---	1		DISCH FLANGE	38641-032	13040	1
	-460V 3P	S1718	---	3		STUD	C0505	15991	4
29 *	HEAT-SHRINK TUBE					ANODE PLATE ASSY	42116-001	---	1
	-230V 3P	31411-235	19450	1	LIQUID LEVEL DEVICES:				
	-460V 3P	31411-235	19450	3		-DIAPHRAGM TYPE	GRP48-03 or GRP48-061		
30	STATOR	47113-854	---	1		-FLOAT TYPE	27471-180	---	1
31 *	ROTOR W/SHAFT ASSY	47112-801	---	1		120V LIQ LVL CONTROL	47631-136	---	1
32	ALLEN HD SETSCREW	GA0501-1/4	15990	1					
33	PIPE PLUG	P02	17000	1					
34	MOTOR BUSHING	31173-018	23010	1					

* INDICATES PARTS RECOMMENDED FOR STOCK

THE GORMAN-RUPP COMPANY • MANSFIELD, OHIO

GORMAN-RUPP OF CANADA LIMITED • ST. THOMAS, ONTARIO, CANADA

Printed in U.S.A.



THE GORMAN-RUPP COMPANY • MANSFIELD, OHIO

GORMAN-RUPP OF CANADA LIMITED • ST. THOMAS, ONTARIO, CANADA Printed in U.S.A.

S/N 838616 Up
PUMP ISSUE 3

Terminal Housing

If your pump serial number is followed by an "N", your pump is **NOT** a standard production model. Contact the Gorman-Rupp Company to verify part numbers.

ITEM NO.	PART NAME	PART NUMBER	MAT'L CODE	QTY
1	TERMINAL	11181	14100	3
2	ALLEN HD SETSCREW	GA#10-01S	15991	3
3	* LOWER FLANGE GASKET	10195G	20000	1
4	TERMINAL PLATE	38713-007	23010	1
5	* UPPER FLANGE GASKET	10195G	20000	1
6	HEX NUT	D#10	14990	3
7	1 OZ RTV SEALANT	18771-106	---	1
8	ROUND HEAD MACHINE SCREW	X#10-01 1/2	14990	1
9	T TYPE LOCK WASHER	AK#10	15991	1
10	CABLE GRIP	S1553	---	1
11	* CABLE ASSEMBLY	10551A	---	1
12	TERMINAL HOUSING	38381-224	13040	1
13	DRIVE SCREW	BM#04-03	17000	4
14	INFORMATION PLATE	38816-047	17990	1
15	* HEAT-SHRINK TUBE	31411-203	19530	3
16	HEX NUT	D#10	14990	3
17	* DYNA-SEAL WASHER	S1590	---	3
OPTIONAL:				
	HEAT SHRINK TERMINAL KIT	48315-008	---	1

* INDICATES PARTS RECOMMENDED FOR STOCK

THE GORMAN-RUPP COMPANY • MANSFIELD, OHIO

GORMAN-RUPP OF CANADA LIMITED • ST. THOMAS, ONTARIO, CANADA

Printed in U.S.A.

**For U.S. and International Warranty Information,
Please Visit www.grpumps.com/warranty
or call:
U.S.: 419-755-1280
International: +1-419-755-1352**

**For Canadian Warranty Information,
Please Visit www.grcanada.com/warranty
or call:
519-631-2870**