

A C U

Use With: OM-04151
MR-04280

PUBLICATION NUMBER
PL-04244-03
April 29, 2006



**PUMP MODEL
S2B1 575V 3P**

**MANUAL
PART 2 of 3**

**PARTS
LIST
WITH
PERFORMANCE CURVE**

THE GORMAN-RUPP COMPANY • MANSFIELD, OHIO

www.grpumps.com

GORMAN-RUPP OF CANADA LIMITED • ST. THOMAS, ONTARIO, CANADA

Printed in U.S.A.

© Copyright by the Gorman-Rupp Company

Register your new
Gorman-Rupp pump online at
www.grpumps.com/register.

Valid serial number and e-mail address required.

PERFORMANCE CURVE – SECTION A

RECORDING MODEL AND SERIAL NUMBERS

Please record the pump model and serial number in the spaces provided below and in the separate Installation/Operation Manual accompanying your pump. Your Gorman-Rupp distributor needs this information when you require parts or service.

Pump Model: _____

Serial Number: _____

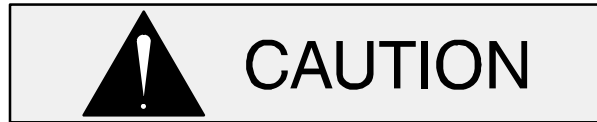
WARRANTY INFORMATION

The pump warranty is provided as part of Gorman-Rupp's support program for customers who operate and maintain their equipment as described in this manual and other accompanying literature. Please note that should the equipment be abused or modified to change its performance beyond the original factory specifications, the warranty will become void and any claim will be denied.

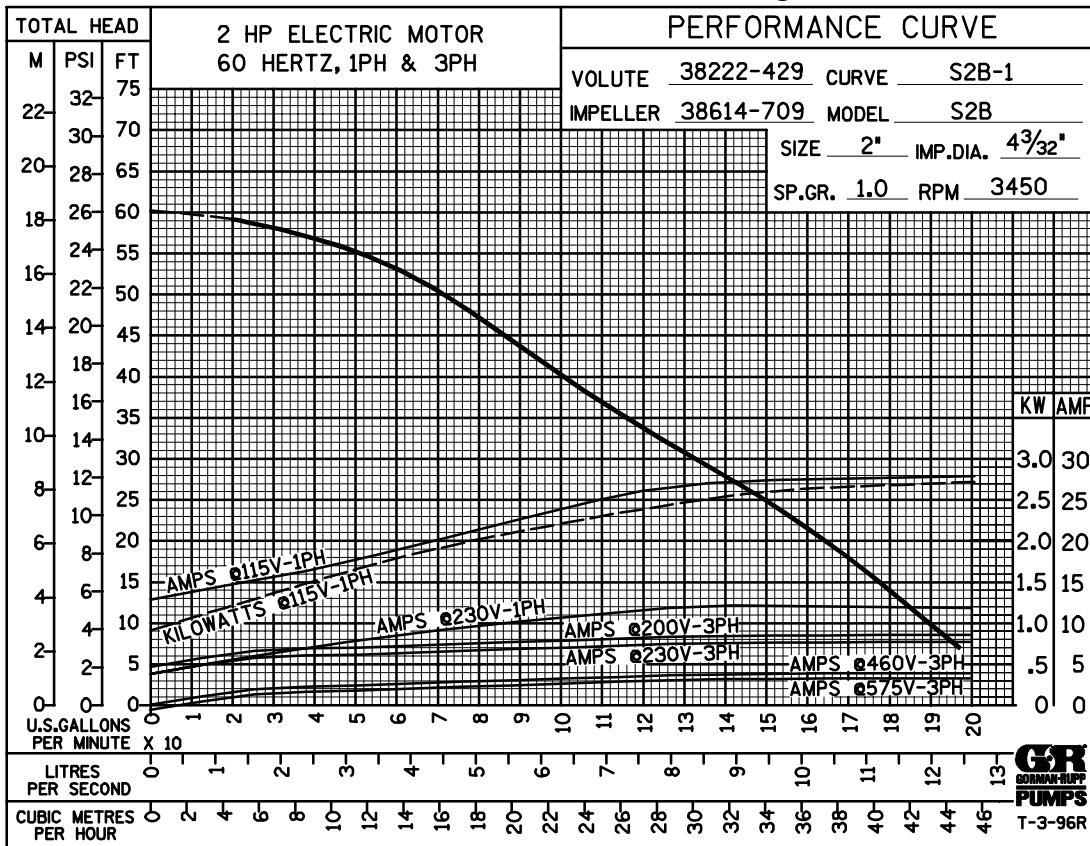
PERFORMANCE CURVES

The performance curves on the following page are based on 70° F (21° C) clear water at sea level. Since pump installations are seldom identical, your performance may be different due to such factors as viscosity, specific gravity, elevation, temperature, and impeller trim.

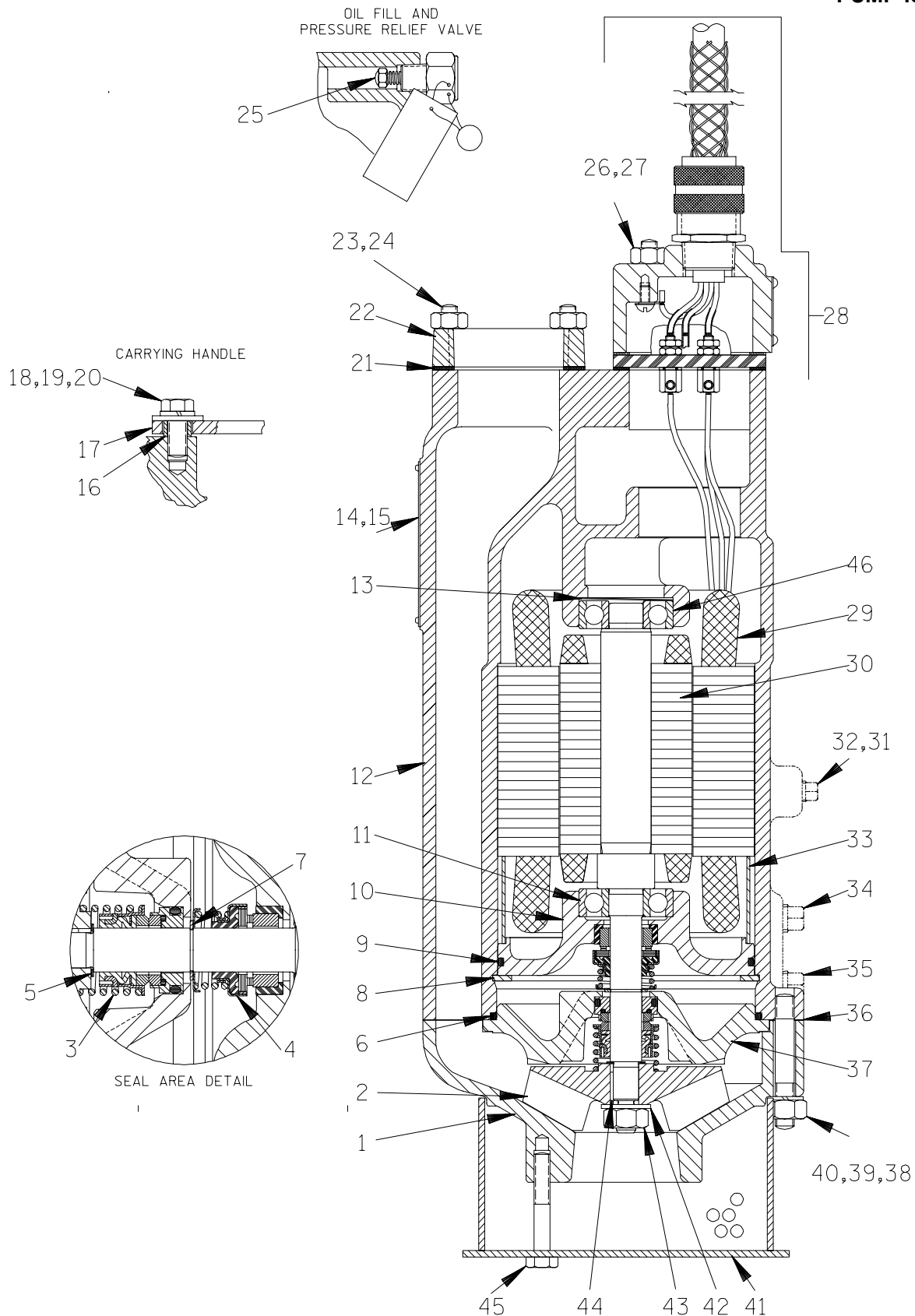
If your pump serial number is followed by an "N", your pump is **NOT** a standard production model. Contact the Gorman-Rupp Company to verify performance or part numbers.



Pump speed and operating condition points must be within the continuous performance range shown on the curve(s).



Performance Curve – Model S2B1 575V 3P



THE GORMAN-RUPP COMPANY • MANSFIELD, OHIO

GORMAN-RUPP OF CANADA LIMITED • ST. THOMAS, ONTARIO, CANADA

Printed in U.S.A.

1 of 4

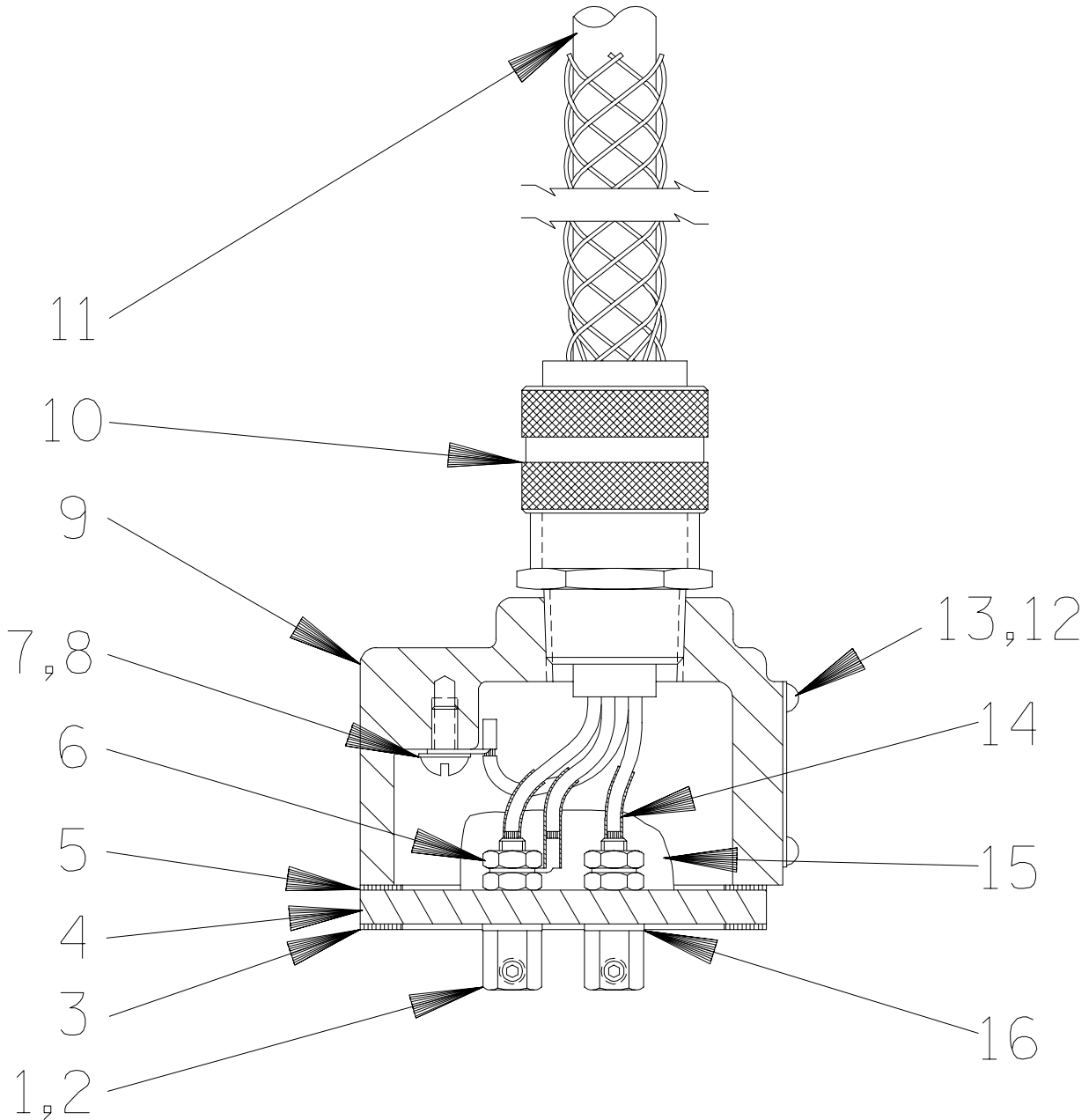
S/N 1336788 Up
PUMP ISSUE 3

If your pump serial number is followed by an "N", your pump is **NOT** a standard production model. Contact the Gorman-Rupp Company to verify part numbers.

ITEM NO.	PART NAME	PART NUMBER	MAT'L CODE	QTY	ITEM NO.	PART NAME	PART NUMBER	MAT'L CODE	QTY
1	SUCTION CASING	38222-429	10010	1	31	PIPE PLUG	P02	17000	1
2 *	IMPELLER	38614-709	14160	1	32	ALLEN HD SETSCREW	GA0501-1/4	15990	1
3 *	LOWER SEAL ASSY	46512-036	----	1	33	MOTOR BUSHING	31173-018	23010	1
4 *	UPPER SEAL ASSY	25271-824	----	1	34	PIPE PLUG	P04	17000	1
5 *	IMP ADJ SHIM SET	669	14990	1	35	SEAL CVTY DRAIN PLUG	P04	17000	1
6 *	SEAL PLATE O-RING	25152-250	----	1	36 *	SUCT CASING GSKT	38674-807	20000	1
7	SEAL SNAP RING	S668	----	1	37	SEAL PLATE	38272-830	10010	1
8	RETAINING RING	24121-077	----	1	38	STUD	C0610	17000	4
9 *	INTERMEDIATE O-RING	25152-248	----	1	39	HEX NUT	D06	17000	4
10	INTERMEDIATE BRACKET	38261-015	13040	1	40	LOCK WASHER	J06	17000	4
11 *	LOWER BALL BEARING	S1512	----	1	41 *	STRAINER ASSY	46611-004	2415V	1
12	MOTOR HOUSING	38311-016	13040	1	42	FLAT WASHER	21161-808	----	1
13	BRG SPRING WASHER	S1554	----	1	43	IMPELLER NUT	D06	17000	1
14	NAME PLATE	38814-055	17000	1	44 *	IMPELLER KEY	N0202-1/2	17000	1
15	DRIVE SCREW	BM#04-03	17000	4	45	NYLOCK CAPSCREW	BT0508	15991	4
16 *	BAIL BUSHING	10194	15071	2	46 *	UPPER BALL BEARING	S1512	----	1
17	HOIST BAIL	10185A	1502V	1		NOT SHOWN:			
18	HEX HD CAPSCREW	B0604	15991	2		CABLE TIE	27111-212	----	1
19	LOCK WASHER	J06	15991	2		CONTROL BOX ASSY	27515-565	----	1
20	FLAT WASHER	K06	15991	2		SUB. PUMP OIL	9568	----	1
21 *	DISCH FLANGE GSKT	10195G	20000	1		HEATER PACK	27521-201	----	1
22	DISCHARGE FLANGE	10195	13040	1		OPTIONAL:			
23	STUD	C0506	15991	4		* REPAIR GASKET SET	11000T	----	1
24	HEX NUT	D05	15991	4		STAGING ADAPTOR KIT	48272-002	----	1
25 *	RELIEF VALVE ASSY	46431-608	----	1		LIQUID LEVEL DEVICES:			
26	STUD	C0511	15991	4		-DIAPHRAGM TYPE	GRP48-03 or GRP48-06		
27	HEX NUT	D05	15991	4		-FLOAT TYPE	27471-180	----	1
28	TERM HSG/CABLE ASSY	47367-051	----	1		120V LIQ LVL CONTROL	27521-322	----	1
29	STATOR	47113-864	----	1					
30 *	ROTOR W/SHAFT ASSY	47112-801	----	1					

* INDICATES PARTS RECOMMENDED FOR STOCK

THE GORMAN-RUPP COMPANY • MANSFIELD, OHIO



THE GORMAN-RUPP COMPANY • MANSFIELD, OHIO

GORMAN-RUPP OF CANADA LIMITED • ST. THOMAS, ONTARIO, CANADA

Printed in U.S.A.

3 of 4

© Copyright by the Gorman-Rupp Company

S/N 1336788 Up
PUMP ISSUE 3

Terminal Housing

If your pump serial number is followed by an "N", your pump is **NOT** a standard production model. Contact the Gorman-Rupp Company to verify part numbers.

ITEM NO.	PART NAME	PART NUMBER	MAT'L CODE	QTY
1	TERMINAL	11181	14100	3
2	ALLEN HD SETSCREW	GA#10-01S	15991	3
3	* LOWER FLANGE GASKET	10195G	20000	1
4	TERMINAL PLATE	38713-007	23010	1
5	* UPPER FLANGE GASKET	10195G	20000	1
6	HEX NUT	D#10	14990	3
7	ROUND HEAD MACHINE SCREW	X#10-01 1/2	14990	1
8	T TYPE LOCK WASHER	AK#10	15991	1
9	TERMINAL HOUSING	38381-224	13040	1
10	CABLE GRIP	S1553	---	1
11	* CABLE ASSEMBLY	10551A	---	1
12	INFORMATION PLATE	38816-047	17990	1
13	DRIVE SCREW	BM#04-03	17000	4
14	* HEAT-SHRINK TUBE	31411-203	19530	3
15	1 OZ RTV SEALANT	18771-106	---	1
16	* DYNA-SEAL WASHER	S1590	---	3
OPTIONAL:				
	HEAT SHRINK TERMINAL KIT	48315-008	---	1

* INDICATES PARTS RECOMMENDED FOR STOCK

THE GORMAN-RUPP COMPANY • MANSFIELD, OHIO

**For U.S. and International Warranty Information,
Please Visit www.grpumps.com/warranty
or call:
U.S.: 419-755-1280
International: +1-419-755-1352**

**For Canadian Warranty Information,
Please Visit www.grcanada.com/warranty
or call:
519-631-2870**