

ACU



## PUMP MODELS

S3A1–230V 1P, S3A1–230V 3P,  
S3A1–460V 3P, S3A1–575V 3P

**MANUAL  
PART 2 of 3**

**PARTS  
LIST  
WITH  
PERFORMANCE CURVE**

**THE GORMAN-RUPP COMPANY • MANSFIELD, OHIO**

GORMAN-RUPP OF CANADA LIMITED • ST. THOMAS, ONTARIO, CANADA Printed in U.S.A.

©Copyright by the Gorman-Rupp Company

## PERFORMANCE CURVE – SECTION A

### RECORDING MODEL AND SERIAL NUMBERS

Please record the pump model and serial number in the spaces provided below and in the separate Installation/Operation Manual accompanying your pump. Your Gorman-Rupp distributor needs this information when you require parts or service.

Pump Model: \_\_\_\_\_

Serial Number: \_\_\_\_\_

### WARRANTY INFORMATION

The pump warranty is provided as part of Gorman-Rupp's support program for customers who operate and maintain their equipment as described in this manual and other accompanying literature. Please note that should the equipment be abused or modified to change its performance beyond the original factory specifications, the warranty will become void and any claim will be denied.

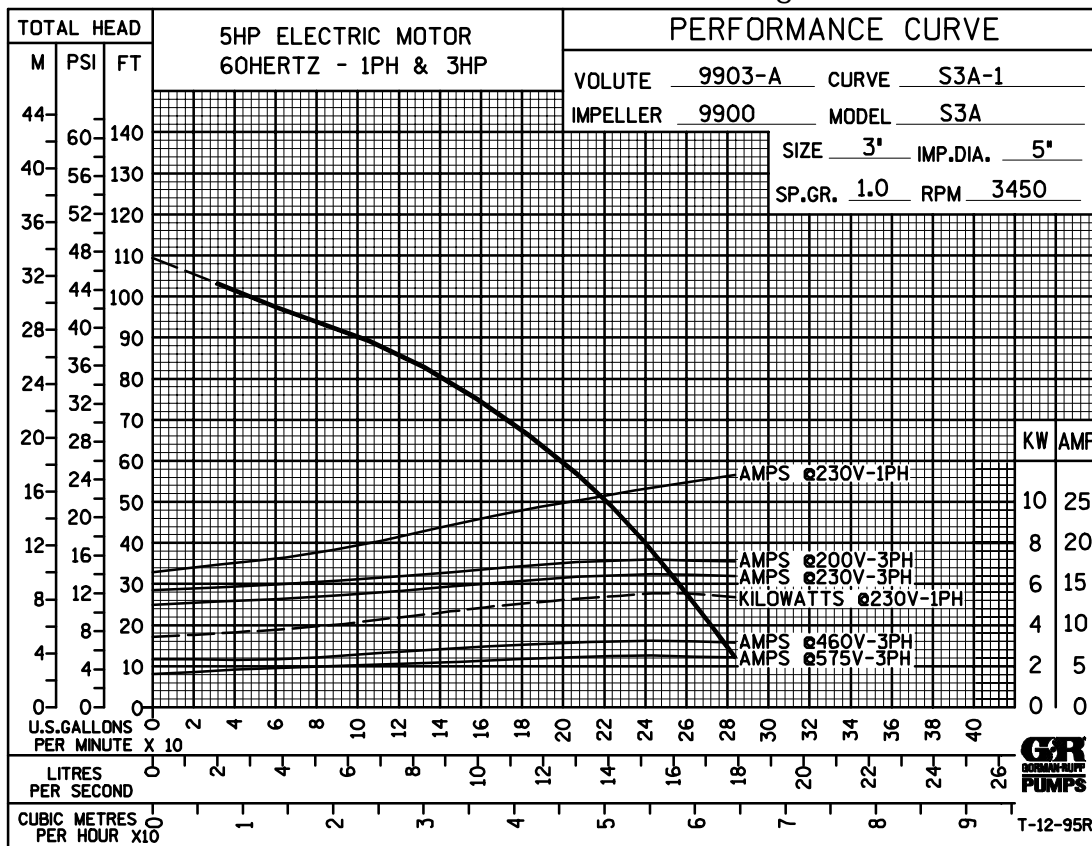
### PERFORMANCE CURVES

The performance curve below is based on 70°F (21°C) clear water at sea level. Since pump installations are seldom identical, your performance may be different due to such factors as viscosity, specific gravity, elevation, temperature, and impeller trim.

If your pump serial number is followed by an "N", your pump is **NOT** a standard production model. Contact the Gorman-Rupp Company to verify performance or part numbers.



Pump speed and operating condition points must be within the continuous performance range shown on the curve(s).

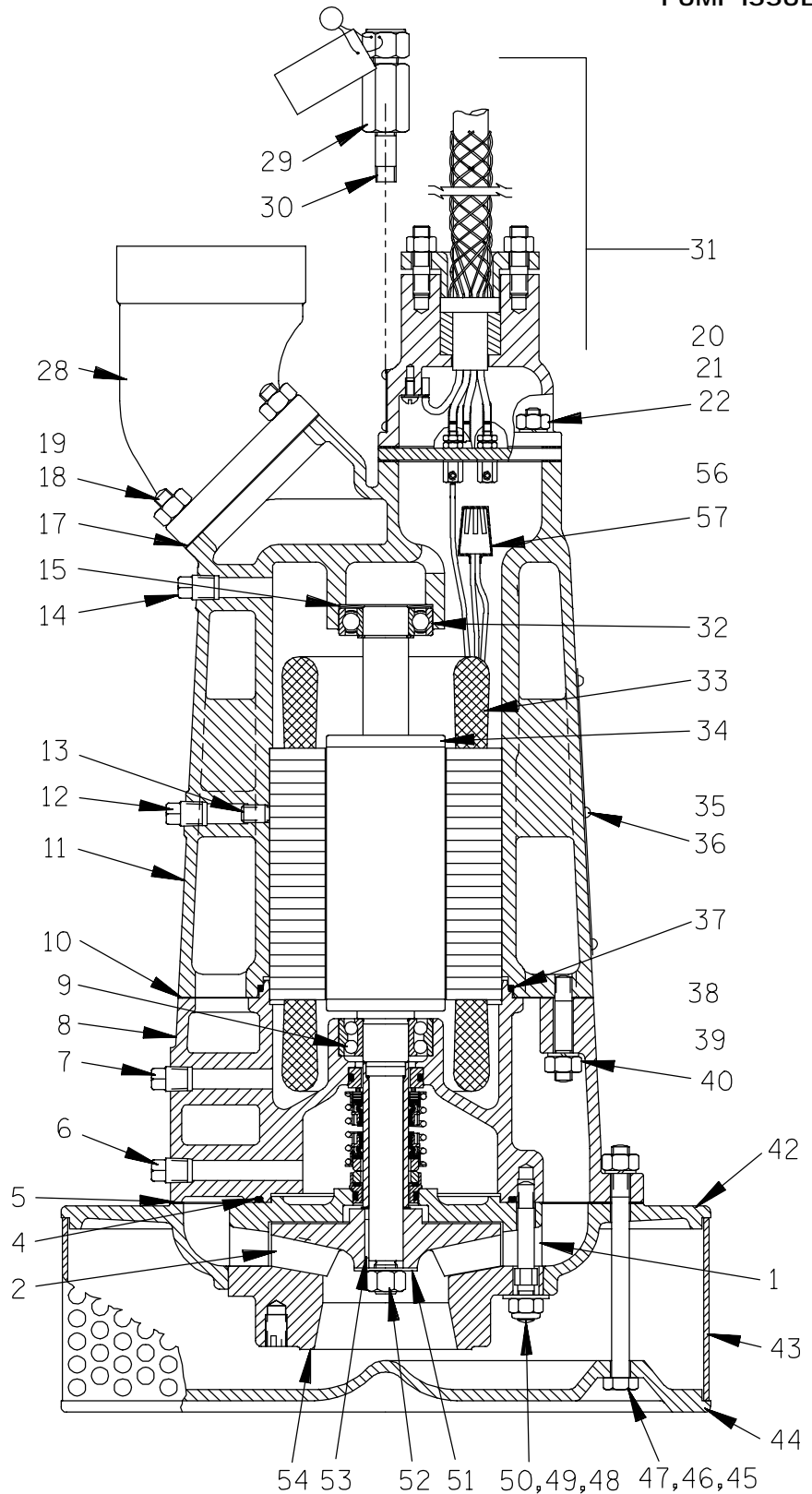
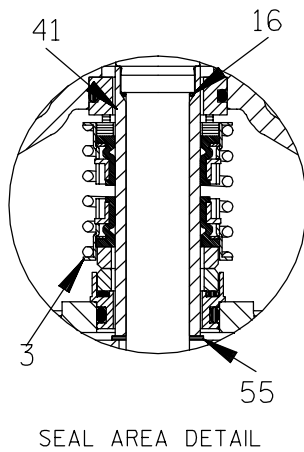


Performance Curve – Model S3A1–230V 1P, –230V 3P, –460V 3P, –575V 3P

# S3A1 230V 1P, S3A1 230V 3P S3A1 460V 3P, S3A1 575V 3P

S/N 1204480 UP

PUMP ISSUE 6



## THE GORMAN-RUPP COMPANY • MANSFIELD, OHIO

GORMAN-RUPP OF CANADA LIMITED • ST. THOMAS, ONTARIO, CANADA Printed in U.S.A.

# S3A1 230V 1P, S3A1 230V 3P S3A1 460V 3P, S3A1 575V 3P

ACU

S/N 1204480 UP

## PUMP ISSUE 6

If your pump serial number is followed by an "N", your pump is NOT a standard production model. Contact the Gorman-Rupp Company to verify part numbers.

ITEM NO.	PART NAME	PART NUMBER	MAT'L CODE	QTY	ITEM NO.	PART NAME	PART NUMBER	MAT'L CODE	QTY
1	DIFFUSER	9903A	11030	1	46	HEX NUT	D06	15991	4
2 *	IMPELLER	9900	1101H	1	47	LOCKWASHER	J06	15991	4
3 *	SEAL ASSY	46512-044	---	1	48	STUD	9913	17000	3
4 *	INTERMEDIATE O-RING	S1462	---	1	49	WASHER	KB06	17000	3
5 *	STRAINER PLATE GSKT	8743G	20000	1	50	NYLON LOCKNUT	BC06	17000	3
6	SEAL CAVITY DRAIN/FILL PLUG	P04	17000	1	51	FLAT WASHER	KB08	17000	1
7	MTR HSG DRAIN PLUG	P04	17000	1	52	HVY IMPELLER NUT	22561-145	---	1
8	INTERMEDIATE	8743A	13040	1	53 *	IMPELLER KEY	N0303 1/2	17000	1
9 *	LOWER BALL BEARING	S1457	---	1	54	SUCTION HD ASSY	42111-424	---	1
10 *	MTR HOUSING GSKT	8430G	20000	1	55 *	IMP ADJ SHIM SET	2Y	17090	1
11	MOTOR HOUSING -230V 1P	8430B	13040	1	56	CONNECTOR			
	-230V, 460V, & 575V 3P	8430A	13040	1		-230V 1P & 575V 3P	DOES NOT APPLY		
12	PIPE PLUG	P04	17000	1		-230V 3P	S1718	---	1
13	ALLEN HD SETSCREW	GA0603	15990	1		-460V 3P	S1718	---	3
14	PIPE PLUG	P04	17000	1	57	HEAT SHRINK TUBE			
15	BRG WAVE WASHER	S1592	---	1		-230V 1P & 575V 3P	DOES NOT APPLY		
16 *	SLEEVE O-RING	S1461	---	REF		-230V 3P	31411-235	19450	1
17 *	DISCH FLANGE GASKET	7196GA	20000	1		-460V 3P	31411-235	19450	3
18	STUD	C0606	15991	4	NOT SHOWN:				
19	HEX NUT	D06	15991	4		CONTROL BOX ASSY			
20	STUD	C0506	15991	4		-230V 1P	27511-106	---	1
21	HEX NUT	D05	15991	4		-230V 3P	27515-563	---	1
22	LOCKWASHER	J05	15991	4		-460V 3P	27515-561	---	1
23	HOIST BAIL	9268	1500V	1		-575V 3P	27515-565	---	1
24	BUSHING	9562	15991	2		IMPELLER PULLER	10285	---	1
25	HEX HD CAPSCREW	B0804	15991	2		CABLE TIE	27111-212	---	1
26	LOCKWASHER	J08	15991	2		MOTOR VOLTAGE TAG			
27	FLAT WASHER	KE08	15991	2		-230V 1P	38816-098	---	1
28	DISCHARGE ELBOW	11357	13040	1		-230V 3P	38816-094	---	1
29 *	RELIEF VALVE ASSY	46431-609	---	1		-460V 3P	38816-093	---	1
30	HVY PIPE NIPPLE	THA0406	15079	1		-575V 3P	38816-128	---	1
31	TERMINAL HOUSING AND CABLE ASSY	47367-041	---	1		MOTOR PLATE			
32 *	UPPER BALL BEARING	S1458	---	1		-230V 1P & 575V 3P	DOES NOT APPLY		
33	STATOR					-230V 3P & 460V 3P	10436	17000	1
	-230V 1P	47113-807	---	1		DRIVE SCREW			
	-230V 3P & 460V 3P	47113-808	---	1		-230V 1P & 575V 3P	DOES NOT APPLY		
	-575V 3P	47113-809	---	1		-230V 3P & 460V 3P	BM#04-03	17000	4
34 *	ROTOR W/SHAFT					SUB PUMP OIL	9568	---	1
	-230V 1P	47112-803	---	1		HEATER PACK			
	-230V, 460V, & 575V 3P	47112-804	---	1		-230V 1P	DOES NOT APPLY		
35	NAME PLATE	2613CY	17020	1		-230V 3P	27521-205	---	1
36	DRIVE SCREW	BM#04-03	17000	6		-460V 3P	27521-202	---	1
37 *	INTERMEDIATE O-RING	S1462	---	1		-575V 3P	27521-208	---	1
38	STUD	C0609	17000	6	OPTIONAL:				
39	HEX NUT	D06	17000	6		REPAIR GSKT SET	11000C	---	1
40	LOCKWASHER	J06	17000	6		STAGING ADAPTOR KIT	48272-003	---	1
41 *	SHAFT SLEEVE	8742A	17030	1	LIQUID LEVEL DEVICES:				
42	STRAINER PLATE	8737	13040	1		DIAPHRAGM TYPE	GRP48-03 or GRP48-06		1
43	STRAINER SCREEN	8753	1500V	1		FLOAT TYPE	27471-180	---	1
44	BASE PLATE	8738	13080	1		120V LIQ LVL CONTROL			
45	HEX HD CAPSCREW	B0620	15991	4		-230V 1P	27521-324	---	1
						-230/460/575/3P	27521-322	---	1

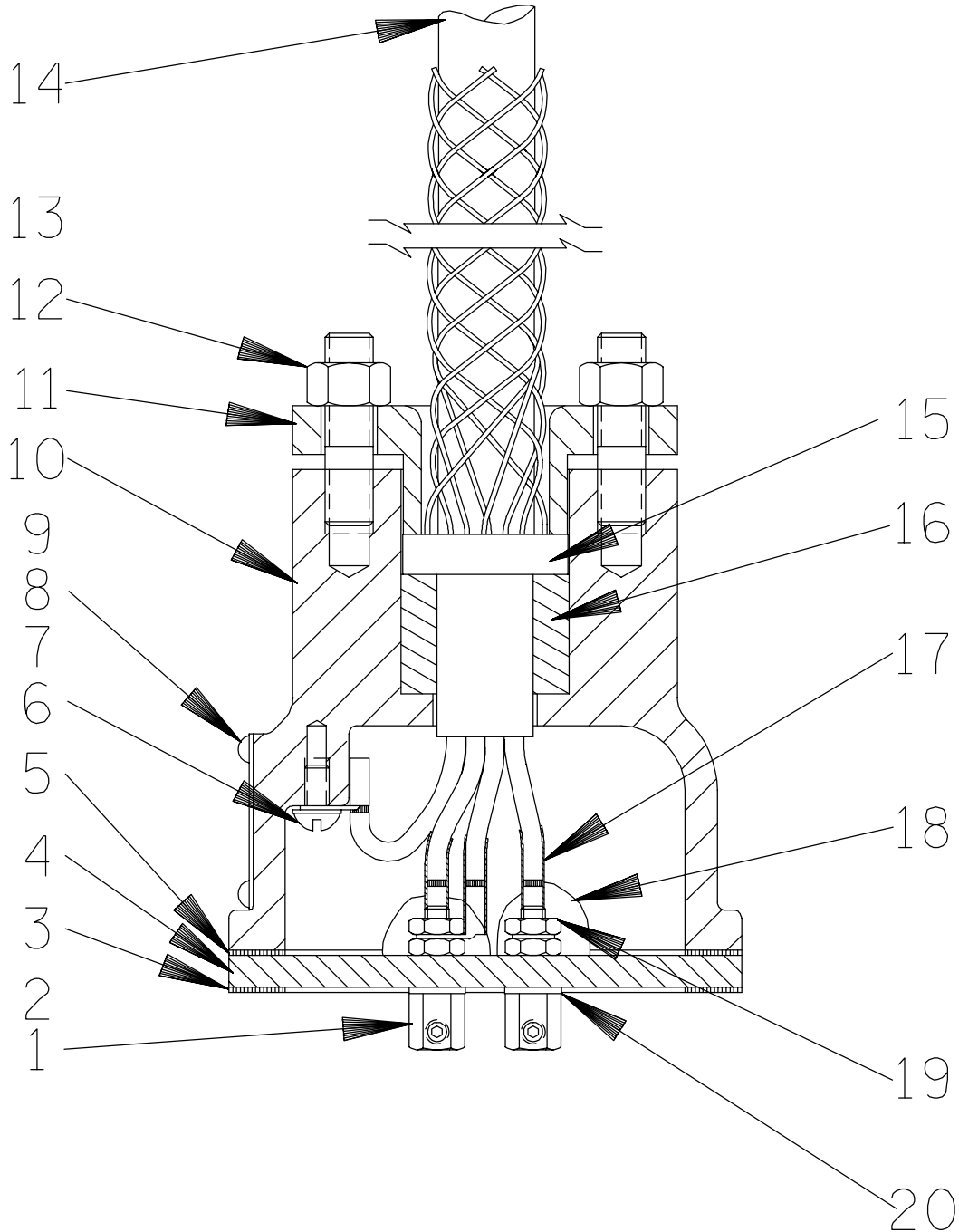
\* INDICATES PARTS RECOMMENDED FOR STOCK

## THE GORMAN-RUPP COMPANY • MANSFIELD, OHIO

GORMAN-RUPP OF CANADA LIMITED • ST. THOMAS, ONTARIO, CANADA Printed in U.S.A.

S3A1 230V 1P, S3A1 230V 3P  
S3A1 460V 3P, S3A1 575V 3P

S/N 1204480 UP  
PUMP ISSUE 6



**THE GORMAN-RUPP COMPANY • MANSFIELD, OHIO**

GORMAN-RUPP OF CANADA LIMITED • ST. THOMAS, ONTARIO, CANADA Printed in U.S.A.

# S3A1 230V 1P, S3A1 230V 3P S3A1 460V 3P, S3A1 575V 3P

ACU

S/N 1204480 UP

PUMP ISSUE 6

## Terminal Housing And Cable Assembly

If your pump serial number is followed by an "N", your pump is **NOT** a standard production model. Contact the Gorman-Rupp Company to verify part numbers.

ITEM NO.	PART NAME	PART NUMBER	MAT'L CODE	QTY
1	TERMINAL	11181	14100	3
2	ALLEN HEAD SETSCREW	GA#10-01S	15991	3
3	* LOWER TERMINAL PLATE GASKET	10321G	20000	1
4	TERMINAL PLATE	10320A	23010	1
5	* UPPER TERMINAL PLATE GASKET	10321G	20000	1
6	ROUND HEAD MACHINE SCREW	X#10-01 1/2	14990	1
7	T TYPE LOCK WASHER	AK#10	15991	1
8	INFORMATION PLATE	38816-047	17990	1
9	DRIVE SCREW	BM#04-03	17000	4
10	TERMINAL HOUSING	10757	13040	1
11	TERMINAL CAP	10756B	13040	1
12	STUD	C0606	15991	2
13	HEX NUT	D06	15991	2
14	* CABLE ASSEMBLY	9166H	---	1
15	* CABLE GRIP	11227B	---	1
16	* GLAND BUSHING	10758F	19100	1
17	HEAT SHRINK TUBE	31411-203	19530	3
18	1 OZ RTV SEALANT	18771-106	---	1
19	HEX NUT	D#10	14990	6
20	DYNA-SEAL WASHER	S1590	---	3
OPTIONAL:				
	HEAT SHRINK TERMINAL KIT	48315-008	---	1
	TERMINAL HOUSING W/75 FT CABLE	47367-044	---	1
	-75 FOOT CABLE ASSY	9166A	---	1

\* INDICATES PARTS RECOMMENDED FOR STOCK

## THE GORMAN-RUPP COMPANY • MANSFIELD, OHIO

GORMAN-RUPP OF CANADA LIMITED • ST. THOMAS, ONTARIO, CANADA Printed in U.S.A.

**For U.S. and International Warranty Information,  
Please Visit [www.grpumps.com/warranty](http://www.grpumps.com/warranty)  
or call:  
U.S.: 419-755-1280  
International: +1-419-755-1352**

**For Canadian Warranty Information,  
Please Visit [www.grcanada.com/warranty](http://www.grcanada.com/warranty)  
or call:  
519-631-2870**