

AC

Use With: OM-04151
MR-04152

PUBLICATION NUMBER PL-04159-02
November 1, 1995; Rev. A 01/28/98



PUMP MODEL
S4D1-KW6.7 3/50/380

MANUAL
PART 2 of 3

PARTS
LIST
WITH
PERFORMANCE CURVE

THE GORMAN-RUPP COMPANY • MANSFIELD, OHIO

GORMAN-RUPP OF CANADA LIMITED • ST. THOMAS, ONTARIO, CANADA Printed in U.S.A.

©Copyright by the Gorman-Rupp Company

PERFORMANCE CURVE – SECTION A

RECORDING MODEL AND SERIAL NUMBERS

Please record the pump model and serial number in the spaces provided below and in the separate Installation/Operation Manual accompanying your pump. Your Gorman-Rupp distributor needs this information when you require parts or service.

Pump Model: _____

Serial Number: _____

WARRANTY INFORMATION

The pump warranty is provided as part of Gorman-Rupp's support program for customers who operate and maintain their equipment as described in this manual and other accompanying literature. Please note that should the equipment be abused or modified to change its performance beyond the original factory specifications, the warranty will become void and any claim will be denied.

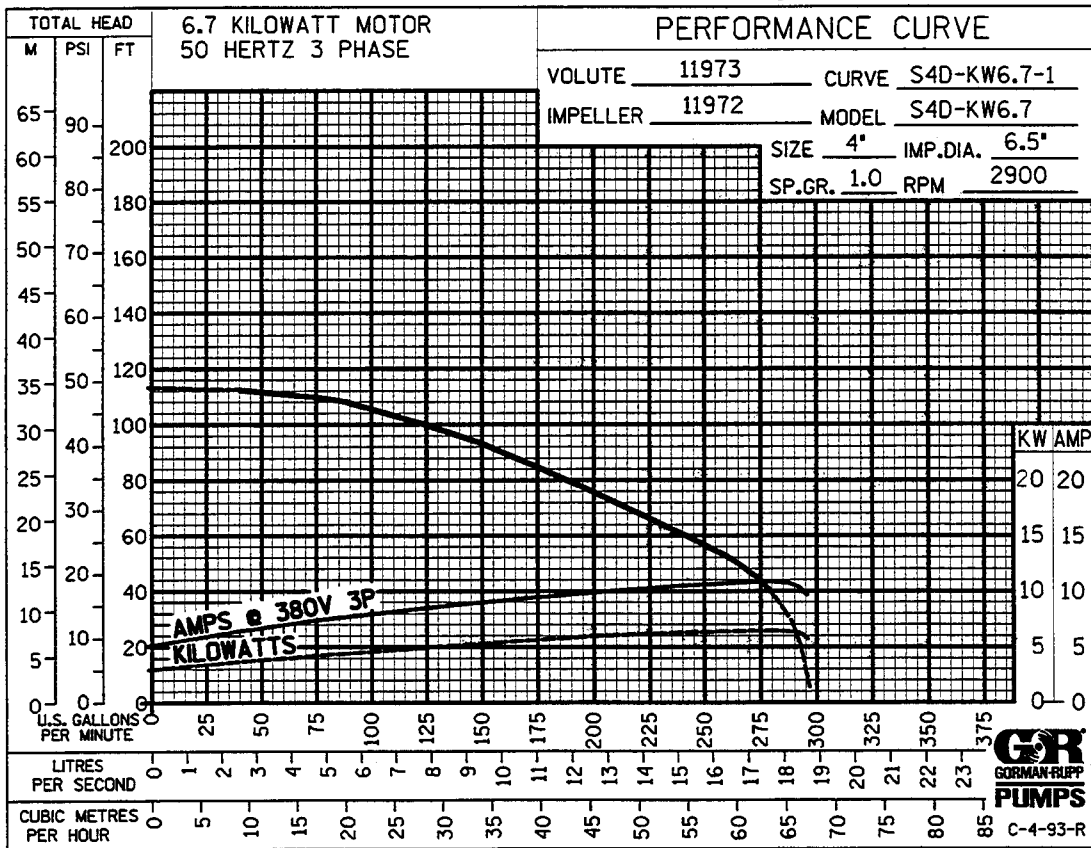
PERFORMANCE CURVES

The performance curves on the following page are based on 70°F (21°C) clear water at sea level. Since pump installations are seldom identical, your performance may be different due to such factors as viscosity, specific gravity, elevation, temperature, and impeller trim.

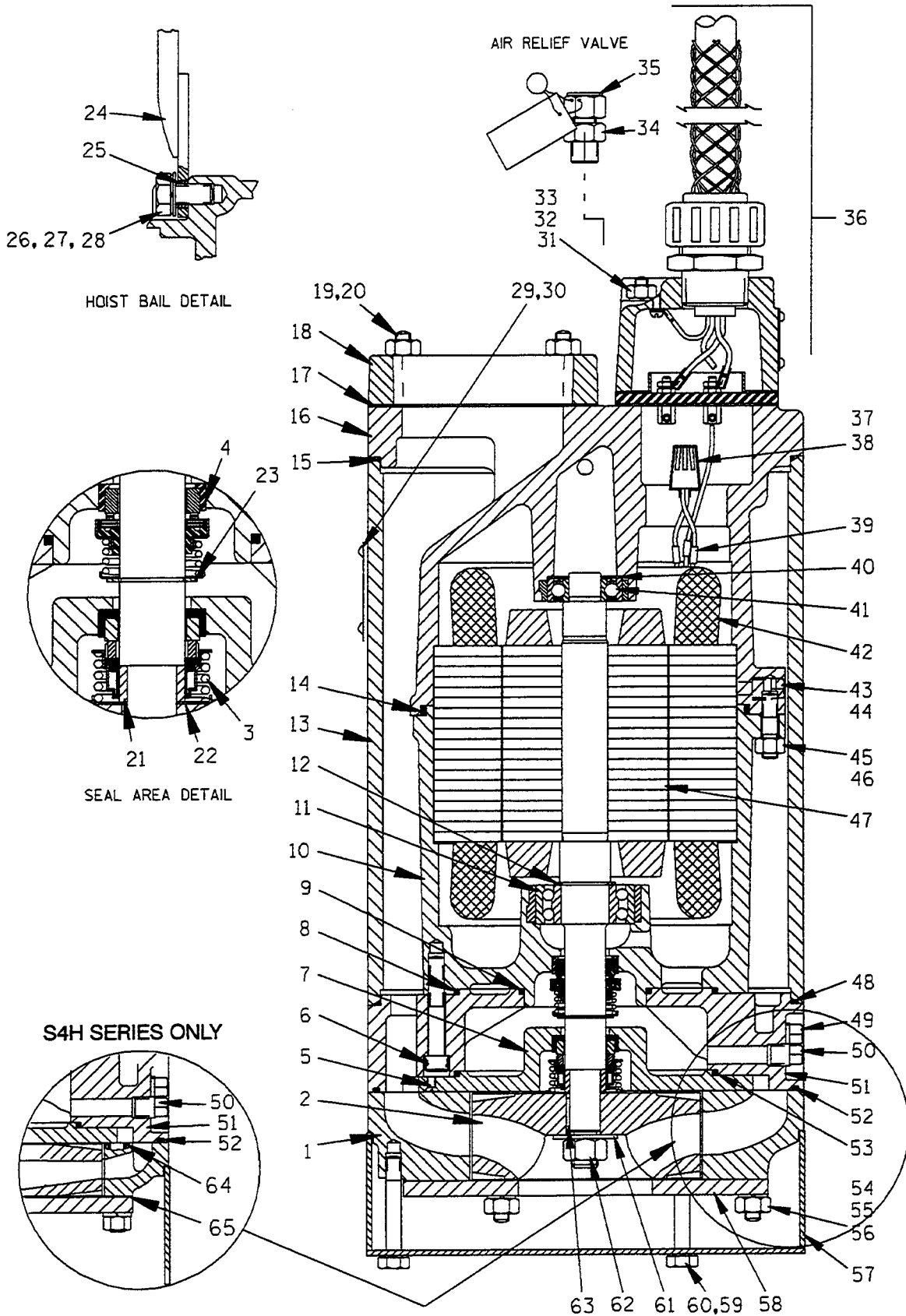
If your pump serial number is followed by an "N", your pump is **NOT** a standard production model. Contact the Gorman-Rupp Company to verify performance or part numbers.



Pump speed and operating condition points must be within the continuous performance range shown on the curve(s).



Performance Curve – Model S4D1-KW6.7 3/50/380



THE GORMAN-RUPP COMPANY • MANSFIELD, OHIO

GORMAN-RUPP OF CANADA LIMITED • ST. THOMAS, ONTARIO, CANADA Printed in U.S.A.®

S/N 1081327 Up
PUMP ISSUE 2

If your pump serial number is followed by an "N", your pump is NOT a standard production model. Contact the Gorman-Rupp Company to verify part numbers.

ITEM NO.	PART NAME	PART NUMBER	MAT'L CODE	QTY	ITEM NO.	PART NAME	PART NUMBER	MAT'L CODE	QTY
1	DIFFUSER	11973	11030	1	41 *	UPPER BALL BEARING	S1044	----	1
2 *	IMPELLER	11972	11030	1	42	STATOR	47113-853	----	1
3 *	LOWER SEAL ASSY	46512-057	----	1	43	ALLEN HD SETSCREW	GA0501-1/4	15990	2
4 *	UPPER SEAL ASSY	S1832	----	1	44	PIPE PLUG	38649-022	17030	2
5	FH MACHINE SCREW	Y#10-03	17000	3	45	STUD	C0606	17000	8
6	SOCKET HD SETSCREW	DM0609	17000	3	46	DEFORMED LOCKNUT	DD06	17000	8
7	SEAL PLATE	13882	11030	1	47 *	ROTOR W/SHAFT ASSY	47112-807	----	1
8 *	INTERMEDIATE O-RING	25152-259	----	1	48 *	INTERMEDIATE O-RING	S1830	----	1
9 *	INTERMEDIATE O-RING	25152-234	----	1	49	MTR CAVITY DRAIN PLUG	P04	17000	1
10	MOTOR HOUSING	11943B	13040	1	50	SEAL CVTY DRAIN PLUG	P04	17000	1
11 *	LOWER BALL BEARING	23425-007	----	1	51	INTERMEDIATE	13883	13040	1
12	BRG SNAP RING	S1831	----	1	52 *	DIFFUSER O-RING	S1830	----	1
13	PUMP CASING	11982	13175	1	53 *	SEAL PLATE O-RING	25152-259	----	1
14 *	MTR HOUSING O-RING	25152-265	----	1	54	STUD	C0612	17000	3
15 *	PUMP CASING O-RING	S1830	----	1	55	LOCK WASHER	J06	17000	3
16 *	UPPER MOTOR HSG	38311-058	13000	1	56	HEX NUT	D06	17000	3
17 *	DISCH FLANGE GSKT	11957G	20000	1	57 *	STRAINER ASSY	11969	2400V	1
18	DISCHARGE FLANGE	11957	13040	1	58 *	WEAR PLATE	11948A	15010	1
19	STUD	C0609	15991	4	59	HEX HD CAPSCREW	B0612	15991	3
20	HEX NUT	D06	15991	4	60	LOCK WASHER	J06	15991	3
21	SHAFT SLEEVE	13878	17020	1	61	FLAT WASHER	KB10	17000	1
22 *	IMP ADJ SHIM SET	2Y	17090	1	62	IMPELLER NUT	D10S	17000	1
23 *	SEAL RETAINING RING	S362	----	1	63 *	IMPELLER KEY	N0303-1/2	17000	1
24	HOIST BAIL	11959	2400V	1		NOT SHOWN:			
25 *	BAIL BUSHING	9562	15991	2		CABLE TIE	27111-212	----	1
26	HEX HD CAPSCREW	B0804	15991	2		CONTROL BOX	27515-543	----	1
27	LOCK WASHER	J08	15991	2		MOTOR PLATE	10436	17000	1
28	FLAT WASHER	KE08	15991	2		DRIVE SCREW	BM#04-03	17000	4
29	NAME PLATE	38314-055	17000	1		SUB. PUMP OIL	9568	----	1
30	DRIVE SCREW	BM#04-03	17000	4		MOTOR VOLTAGE TAG	38816-382	----	1
31	STUD	C0513	15991	4		INSTRUCTION TAG	6588AC	----	1
32	LOCKWASHER	J05	15991	4		HEATER PACK	27521-204	----	1
33	HEX NUT	D05	15991	4		OPTIONAL:			
34 *	RED PIPE BUSHING	AP0604	15079	1		STAGING ADAPTOR KIT	48272-007	----	1
35 *	RELIEF VALVE ASSY	46431-608	----	1		ANODE PLATE ASSY	42116-003	----	1
36	TERM HSG/CABLE ASSY	47367-062	----	1		LIQUID LEVEL DEVICES:			
37	CONNECTOR	S1718	----	3		- DIAPHRAGM TYPE	GRP48-03 or GRP48-061		
38 *	HEAT-SHRINK TUBE	31411-235	19450	3		- FLOAT TYPE	27471-155	----	1
39	WIRE MARKER KIT	S2274	----	1		120V LIQ LVL CONTROL	27521-321	----	1
40	BRG SPRING WASHER	S1554	----	1					

* INDICATES PARTS RECOMMENDED FOR STOCK

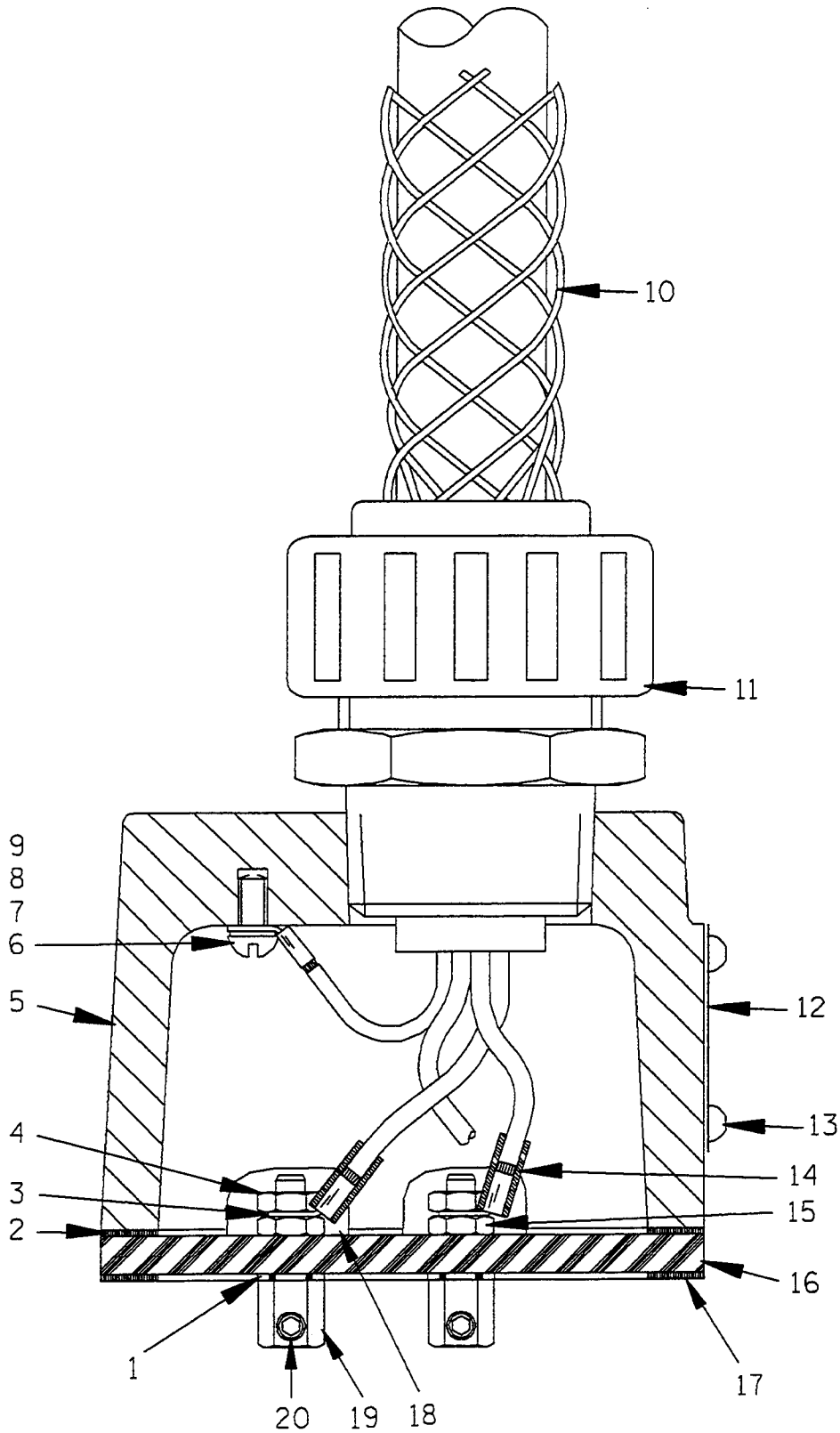
Above Serial Numbers Do Not Apply To Pumps Made In Canada.

CANADIAN SERIAL NO. AND UP

THE GORMAN-RUPP COMPANY • MANSFIELD, OHIO

GORMAN-RUPP OF CANADA LIMITED • ST. THOMAS, ONTARIO, CANADA

Printed in U.S.A.



THE GORMAN-RUPP COMPANY • MANSFIELD, OHIO

GORMAN-RUPP OF CANADA LIMITED • ST. THOMAS, ONTARIO, CANADA Printed in U.S.A. ©

S/N 1081327 Up
PUMP ISSUE 2

Terminal Housing

If your pump serial number is followed by an "N", your pump is NOT a standard production model. Contact the Gorman-Rupp Company to verify part numbers.

ITEM NO.		PART NAME	PART NUMBER	MAT'L CODE	QTY
1	*	DYNA-SEAL WASHER	S1590	---	3
2	*	UPPER TERMINAL PLATE GASKET	38687-525	20000	1
3		WIRE TERMINAL	27214-243	---	3
4		HEX NUT	D#10	14990	3
5		TERMINAL HOUSING	38381-230	13040	1
6		ROUND HEAD MACHINE SCREW	X#10-02	15991	2
7		T TYPE LOCK WASHER	AK#10	15991	2
8		TERMINAL	27214-243	---	1
9		TERMINAL	S1836	---	1
10	*	CABLE ASSEMBLY	10325T	---	1
11		CABLE GRIP	27111-026	---	1
12		INFORMATION PLATE	38816-047	17990	1
13		DRIVE SCREW	BM#04-03	17000	4
14	*	HEAT-SHRINK TUBE	31411-233	19530	3
15		HEX NUT	D#10	14990	3
16		TERMINAL PLATE	38713-008	23010	1
17	*	LOWER TERMINAL PLATE GASKET	38687-525	20000	1
18		RTV SEALANT	18771-106	---	2
19		TERMINAL	11181	14100	3
20		ALLEN HEAD SETSCREW	GA#10-01S	15991	3

OPTIONAL:

		HEAT SHRINK TERMINAL KIT	48315-006	---	1
--	--	--------------------------	-----------	-----	---

* INDICATES PARTS RECOMMENDED FOR STOCK

THE GORMAN-RUPP COMPANY • MANSFIELD, OHIO

GORMAN-RUPP OF CANADA LIMITED • ST. THOMAS, ONTARIO, CANADA

Printed in U.S.A.

**For U.S. and International Warranty Information,
Please Visit www.grpumps.com/warranty
or call:
U.S.: 419-755-1280
International: +1-419-755-1352**

**For Canadian Warranty Information,
Please Visit www.grcanada.com/warranty
or call:
519-631-2870**