



**PUMP MODEL
RD4A31-BAR**

**MANUAL
PART 2 of 3**

**PARTS
LIST
WITH
PERFORMANCE CURVE**

GORMAN-RUPP PUMPS

www.grpumps.com

Register your new
Gorman-Rupp pump online at
www.grpumps.com

Valid serial number and e-mail address required.

RECORD YOUR PUMP MODEL AND SERIAL NUMBER

Please record your pump model and serial number in the spaces provided below. Your Gorman-Rupp distributor needs this information when you require parts or service.

Pump Model: _____
Serial Number: _____

PERFORMANCE CURVE – SECTION A

RECORDING MODEL AND SERIAL NUMBERS

Please record the pump model and serial number in the spaces provided below and in the separate Installation/Operation Manual accompanying your pump. Your Gorman-Rupp distributor needs this information when you require parts or service.

Pump Model: _____

Serial Number: _____

WARRANTY INFORMATION

The pump warranty is provided as part of Gorman-Rupp's support program for customers who operate and maintain their equipment as described in this manual and other accompanying literature. Please note that should the equipment be abused or modified to change its performance beyond the original factory specifications, the warranty will become void and any claim will be denied. For warranty information, please visit www.grpumps.com/warranty.

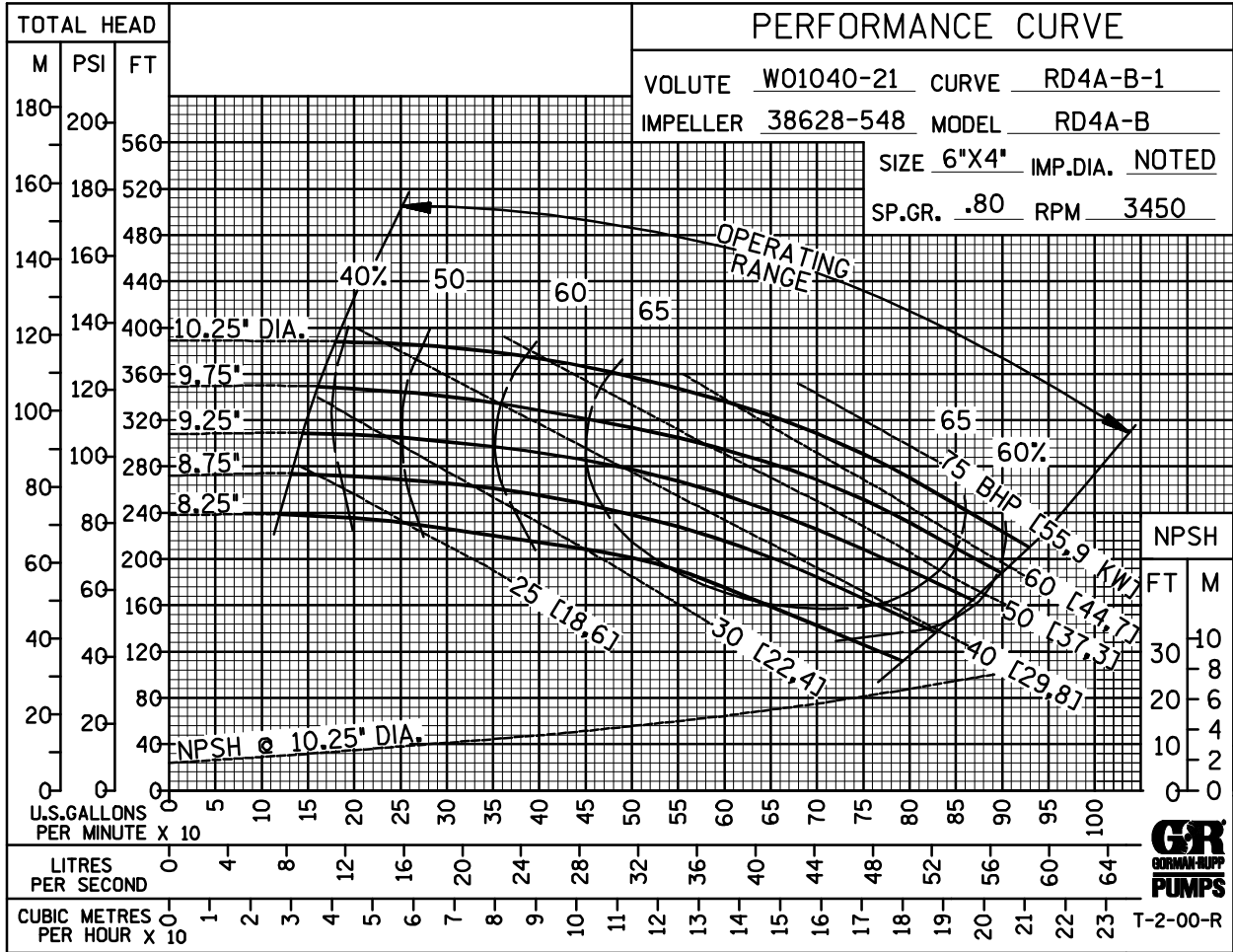
PERFORMANCE CURVE

The performance curve on the following page is based on 70°F (21°C) clear water at sea level, corrected to 0.80 specific gravity, with minimum suction lift. Since pump installations are seldom identical, your performance may be different due to such factors as viscosity, specific gravity, elevation, temperature, and impeller trim.

If your pump serial number is followed by an "N", your pump is **NOT** a standard production model. Contact the Gorman-Rupp Company to verify performance or part numbers.



Pump speed and operating condition points must be within the continuous performance range shown on the curve(s).

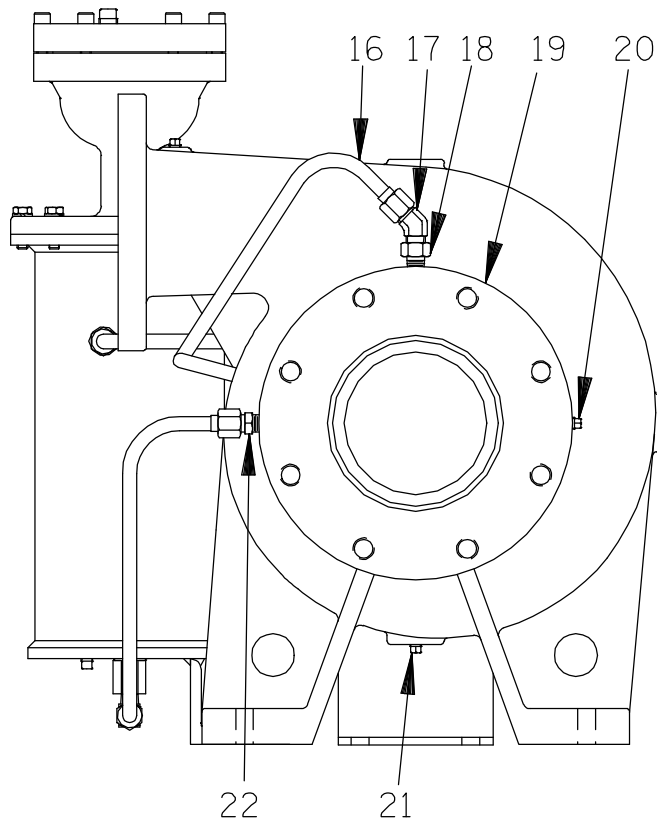
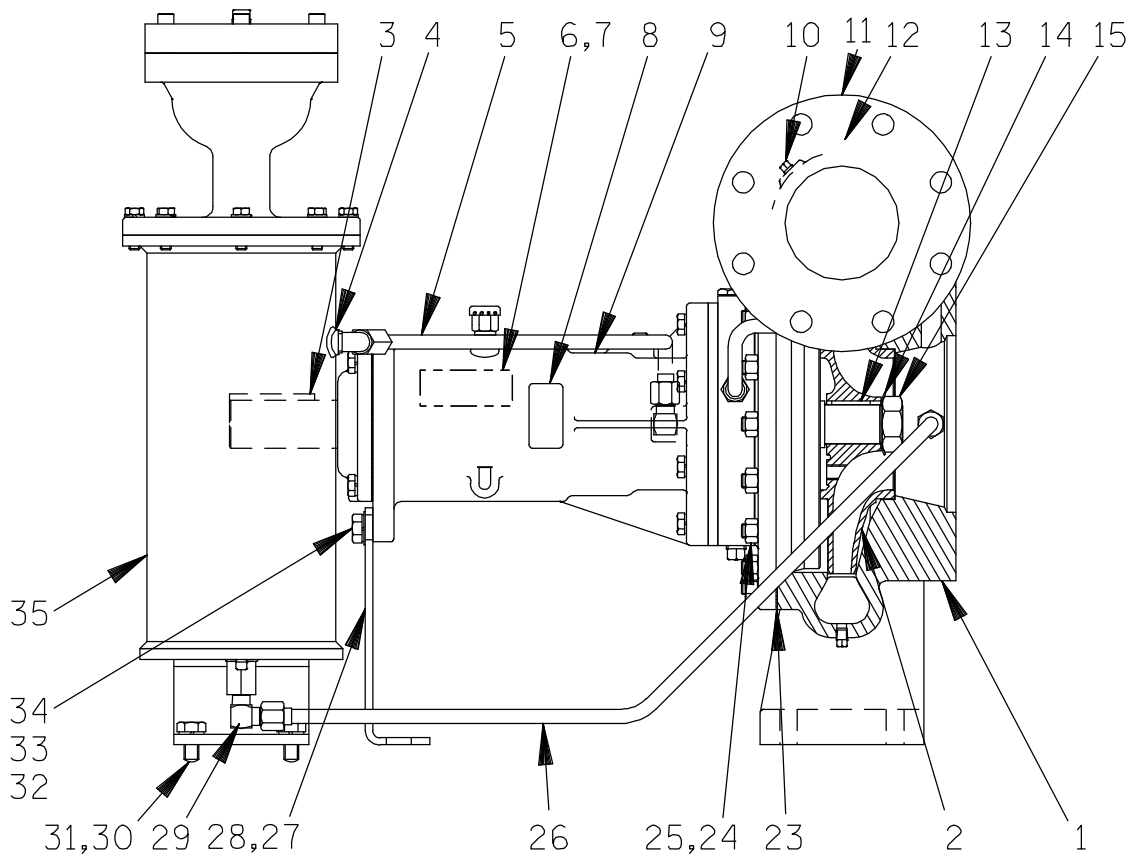


Performance Curve – Model RD4A31–BAR

This Page Intentionally Blank

RD4A31-BAR

S/N 1606771 Up
PUMP ISSUE 3



GORMAN-RUPP PUMPS

www.grpumps.com

©2015 Gorman-Rupp Pumps

Printed in U.S.A.

RD4A31—BAR

S/N 1606771 Up
PUMP ISSUE 3

PARTS LIST Pump Model RD4A31—BAR

If your pump serial number is followed by an “N”, your pump is **NOT** a standard production model. Contact the Gorman-Rupp Company to verify part numbers.

ITEM NO.	PART NAME	PART NUMBER	QTY	ITEM NO.	PART NAME	PART NUMBER	QTY
☞ 1	PUMP CASING	SEE NOTE BELOW 1		☞21	PIPE PLUG	P02 15079	1
2 *	IMPELLER	38628—548 13048	1	22	MALE CONNECTOR	25812—214	1
3 *	SHAFT KEY	N0611 15990	1	23 *	PUMP CASING GASKET	R11618 20000	1
4	MALE ELBOW	25812—161	1	☞24	STUD	C080715991	18
5	DISCH TUBE ASSY	46335—098	1	25	HEX NUT	D08 15991	18
6	NAME PLATE	2613DZ 13990	1	26	RETURN TUBE ASSY	46335—081	1
7	DRIVE SCREW	BM#04—03 17000	2	27	BEARING HSG SUPPORT	R12852—02 15990	1
8	LUBE DECAL	38816—074	1	28	G-R DECAL	GR—03	1
9	BRG HOUSING ASSY	44143—106	1	29	MALE ELBOW	25812—011	1
☞10	PIPE PLUG	P02 15079	1	30	HEX HD CAPSCREW	B0805 15991	2
11	DISCHARGE STICKER	6588BJ	1	31	LOCKWASHER	J08 15991	2
☞12	PIPE PLUG	P02 15079	1	32	FLAT WASHER	K08 15991	2
13 *	IMPELLER KEY	K79330—23 15990	1	33	LOCKWASHER	J08 15991	2
14	LOCKWASHER	S302	1	34	HEX HD CAPSCREW	B0805 15991	2
15	IMPELLER NUT	K76645 15111	1	35 ●	AIR RELEASE VALVE	GRP33—08A	1
16	SUCTION TUBE ASSY	46335—066	1	NOT SHOWN:			
17	MALE ELBOW	25812—161	1		DISCH FLANGE GASKET	N14147 18000	1
18	STRAINER	26841—094	1		SUCTION FLANGE GSKT	1679G 18000	1
19	SUCTION STICKER	6588AG	1		INSTRUCTION TAG	38817—011	1
☞20	PIPE PLUG	P02 15079	1		ROTATION DECAL	2613M	1

* INDICATES PARTS RECOMMENDED FOR STOCK

† ALL ROTO-PRIME[®] IMPELLERS ARE TRIMMED.

● SEE ACCOMPANYING LITERATURE FOR INDIVIDUAL PARTS, MAINTENANCE AND REPAIR.

☞ INCLUDED WITH REPAIR 46474—343 1
PUMP CASING ASSY

GORMAN-RUPP PUMPS

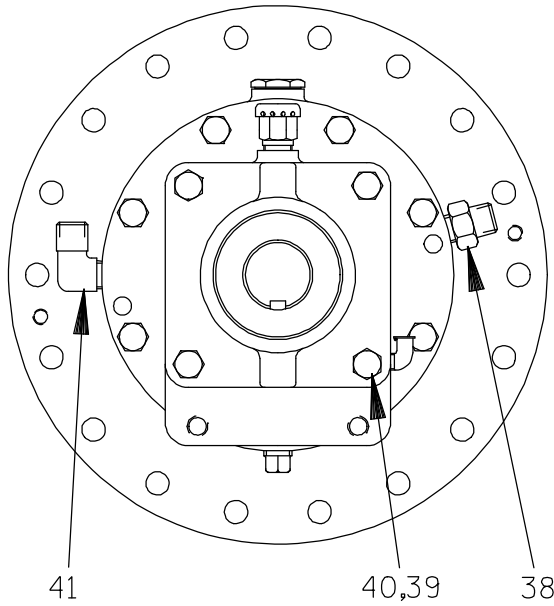
www.grpumps.com

©2015 Gorman-Rupp Pumps

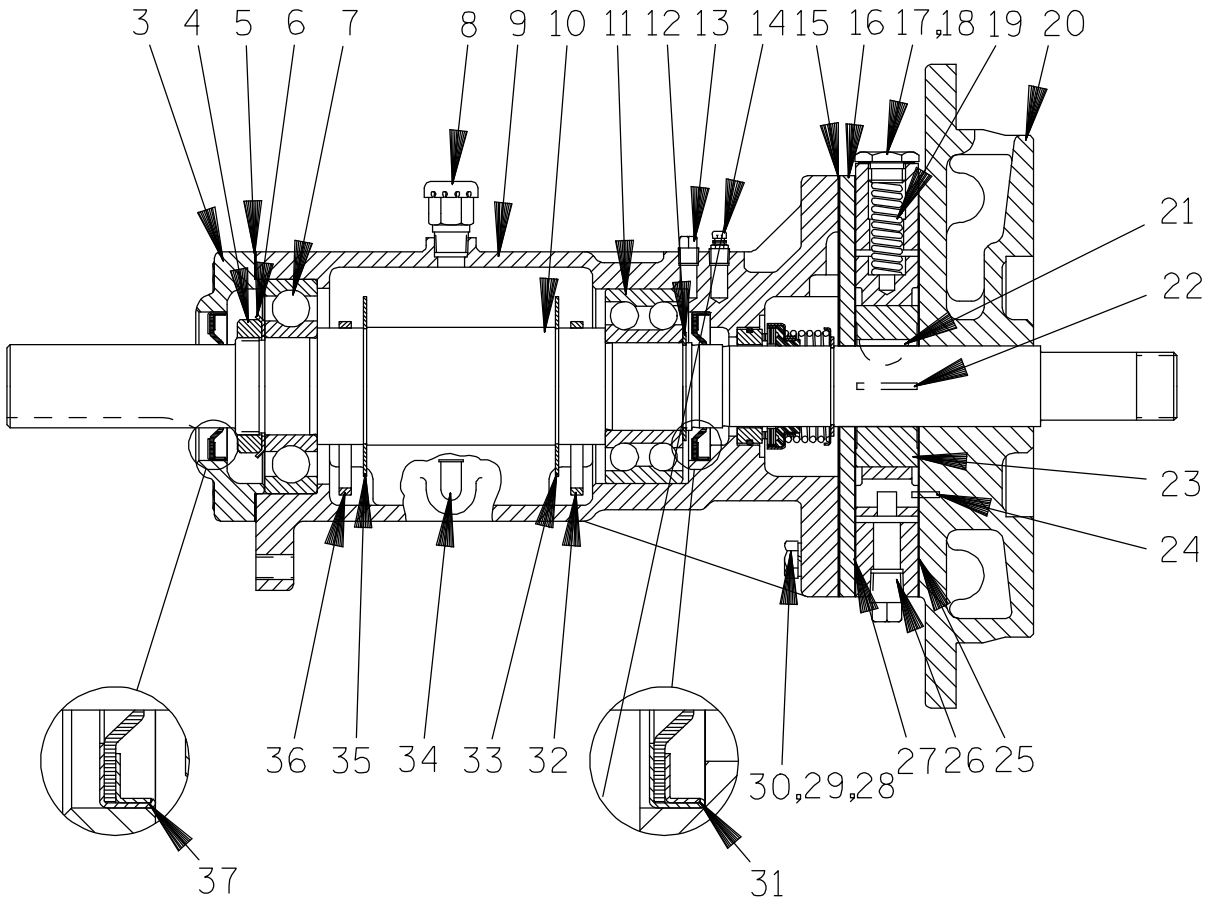
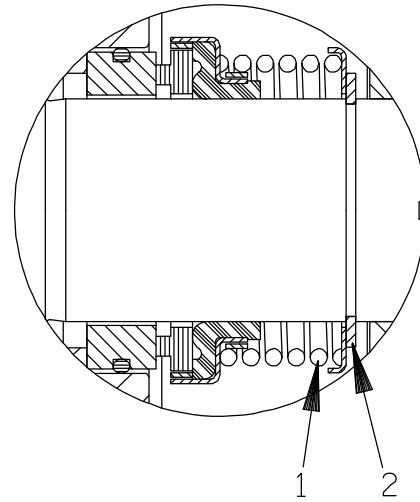
Printed in U.S.A.

RD4A31—BAR

S/N 1606771 Up
PUMP ISSUE 3



SEAL AREA DETAIL



GORMAN-RUPP PUMPS

www.grpumps.com

©2015 Gorman-Rupp Pumps

Printed in U.S.A.

RD4A31—BAR

S/N 1606771 Up
PUMP ISSUE 3

PARTS LIST 44143—106 Bearing Housing Assembly

ITEM NO.	PART NAME	PART NUMBER	QTY	ITEM NO.	PART NAME	PART NUMBER	QTY
1 *	SEAL ASSEMBLY	25271—921	1	24 *	LOCATING PIN	21154—666	1
2	SEAL RETAINING RING	24124—243	1	† 25 *	CENTER PLATE GASKET	R10150 19210	2
3	BEARING CAP	R12770—02 10010	1	26	PIPE PLUG	P06 15079	1
4	BEARING LOCK NUT	23962—011	1	27 *	CENTER PLATE GASKET	R10150 19210	1
5 *	BEARING CAP GASKET	N18938—01 18000	1	28	HEX HD CAPSCREW	B0612 15991	8
6	TAB WASHER	23962—511	1	29	LOCKWASHER	J06 15991	8
7 *	OUTBOARD BEARING	S1077	1	30	DOWEL PIN	21133—113	2
8	AIR VENT	S1703	1	31 *	OIL SEAL	25227—240	1
9	BEARING HOUSING	W01172—04 11010	1	32	SLINGER RING	K86483 15030	1
10 *	IMPELLER SHAFT	T08623—02 15010	1	33	SLINGER RING STOP	K76632—01	1
11 *	BALL BEARING	23421—410	1	34	OILER	26713—054	1
12	BEARING RET RING	24124—245	1	35	SLINGER RING STOP	K76632—01	1
13	PIPE PLUG	P02 15079	1	36	SLINGER RING	K86483 15030	1
14	AIR VENT	S2162	1	37 *	OIL SEAL	25227—240	1
15	SPACER PLATE GASKET	R12923 18000	1	38	CONNECTOR	25812—214	1
16	SPACER PLATE	R12771—02 11010	1	39	HEX HD CAPSCREW	B0605 15991	4
17	PRESS REG SPRING CAP	K68064 15991	1	40	LOCKWASHER	J06 15991	4
18 *	SPRING CAP GASKET	K86067	1	41	MALE ELBOW	25812—011	1
19	PRESS REG SPRING	K82659	1		NOT SHOWN:		
20	BODY COVER	T06762—21 11010	1		PIPE PLUG	P02 15079	1
21 *	ROTOR WOODRUFF KEY	K61559 15990	1		OPTIONAL:		
22 *	ROTOR BLADE	K79300—22	6		SST IMPELLER SHAFT	T08623—02 17080	1
23	GROUP GRIND	42212—015	1		TEFLON SEAL ASSY	25271—761	1

* INDICATES PARTS RECOMMENDED FOR STOCK

† 2 GASKETS REQUIRED ON ONE FACE ONLY WHEN ROTOR OR SLIDE IS THICKER THAN CENTER PLATE.

GORMAN-RUPP PUMPS

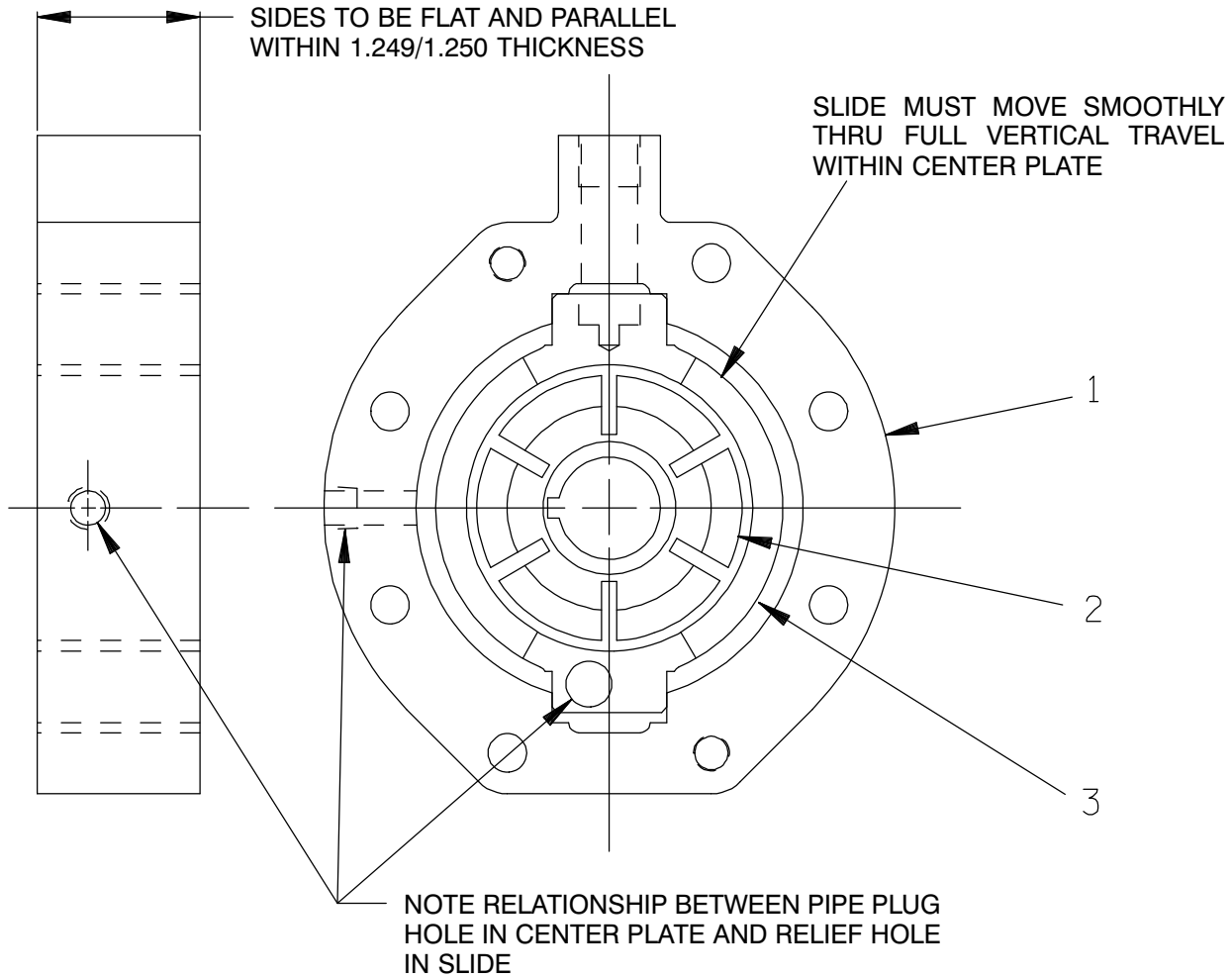
www.grpumps.com

©2015 Gorman-Rupp Pumps

Printed in U.S.A.

RD4A31-BAR

S/N 1606771 Up
PUMP ISSUE 3



PARTS LIST 42212-015 Group Grind

ITEM NO.	PART NAME	PART NUMBER	QTY
1	CENTER PLATE	NOT AVAILABLE	1
2	ROTOR	NOT AVAILABLE	1
3	SLIDE	NOT AVAILABLE	1

NOTE: THE GROUP GRIND MUST BE REPLACED AS A COMPLETE UNIT: INDIVIDUAL PIECE PARTS ARE NOT SOLD SEPARATELY.

GORMAN-RUPP PUMPS

www.grpumps.com

©2015 Gorman-Rupp Pumps

Printed in U.S.A.

**For Warranty Information, Please Visit
www.grpumps.com/warranty
or call:
U.S.: 419-755-1280
Canada: 519-631-2870
International: +1-419-755-1352**

GORMAN-RUPP PUMPS