

Use With: OM-03989
MR-03991

PUBLICATION NUMBER PL-04017-03
May 17, 1999
Rev. D 05-7-2025



PUMP MODEL RD3A32-B

**MANUAL
PART 2 of 3**

**PARTS
LIST
WITH
PERFORMANCE CURVE**

THE GORMAN-RUPP COMPANY • MANSFIELD, OHIO

www.grpumps.com

GORMAN-RUPP OF CANADA LIMITED • ST. THOMAS, ONTARIO, CANADA Printed in U.S.A.

©2008 The Gorman-Rupp Company

Register your new
Gorman-Rupp pump online at
www.grpumps.com

Valid serial number and e-mail address required.

RECORD YOUR PUMP MODEL AND SERIAL NUMBER

Please record your pump model and serial number in the spaces provided below. Your Gorman-Rupp distributor needs this information when you require parts or service.

Pump Model: _____
Serial Number: _____

PERFORMANCE CURVE – SECTION A

RECORDING MODEL AND SERIAL NUMBERS

Please record the pump model and serial number in the spaces provided below and in the separate Installation/Operation Manual accompanying your pump. Your Gorman-Rupp distributor needs this information when you require parts or service.

Pump Model: _____

Serial Number: _____

WARRANTY INFORMATION

The pump warranty is provided as part of Gorman-Rupp’s support program for customers who operate and maintain their equipment as described in this manual and other accompanying literature. Please note that should the equipment be abused or modified to change its performance beyond the original factory specifications, the warranty will become void and any claim will be denied.

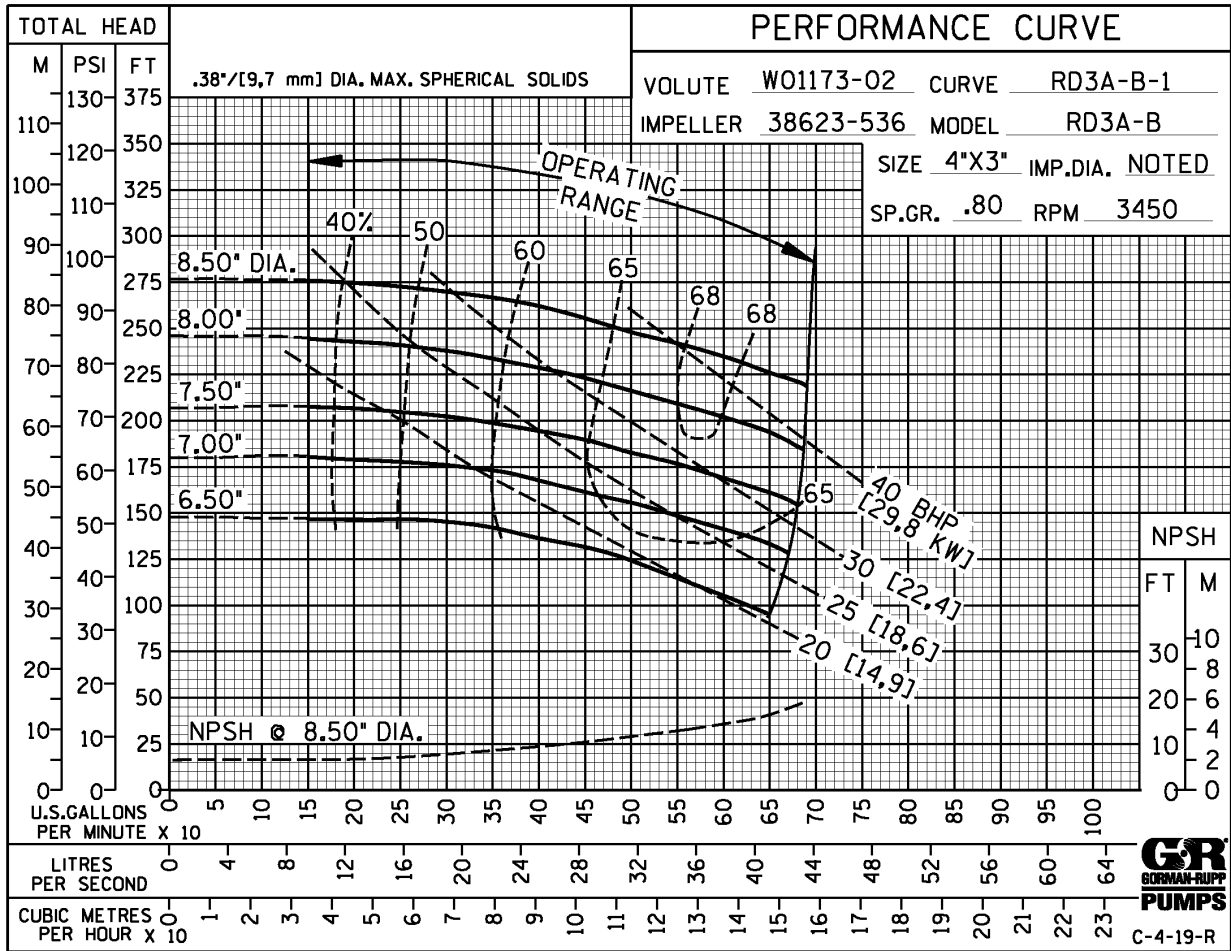
PERFORMANCE CURVE

The performance curve on the following page is based on 70° F (21° C) clear water at sea level, corrected to 0.80 specific gravity, with minimum suction lift. Since pump installations are seldom identical, your performance may be different due to such factors as viscosity, specific gravity, elevation, temperature, and impeller trim.

If your pump serial number is followed by an “N”, your pump is **NOT** a standard production model. Contact the Gorman-Rupp Company to verify performance or part numbers.

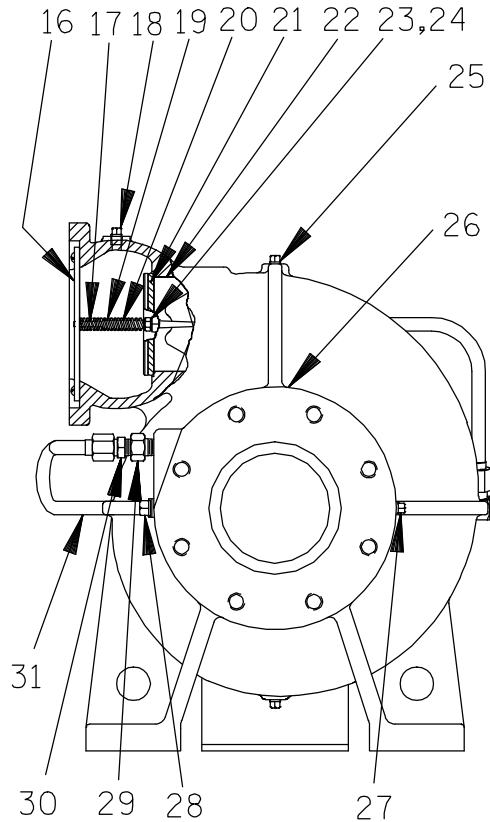
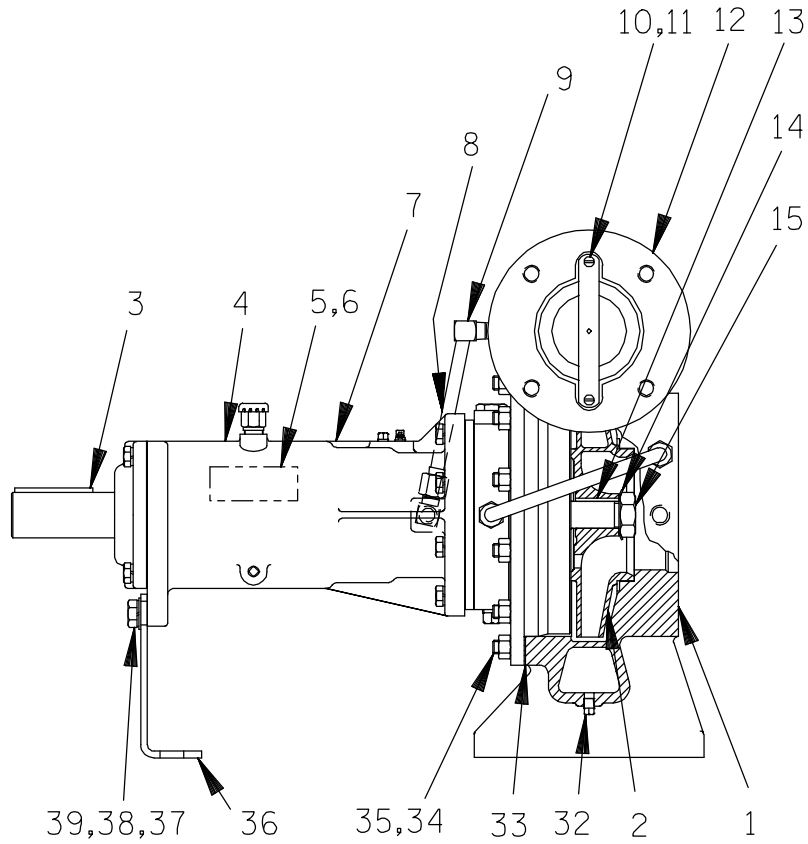


Pump speed and operating condition points must be within the continuous performance range shown on the curve(s).



Performance Curve – Model RD3A32–B

This Page Intentionally Blank



THE GORMAN-RUPP COMPANY • MANSFIELD, OHIO

GORMAN-RUPP OF CANADA LIMITED • ST. THOMAS, ONTARIO, CANADA

Printed in U.S.A.

S/N 1190266 UP
PUMP ISSUE 3

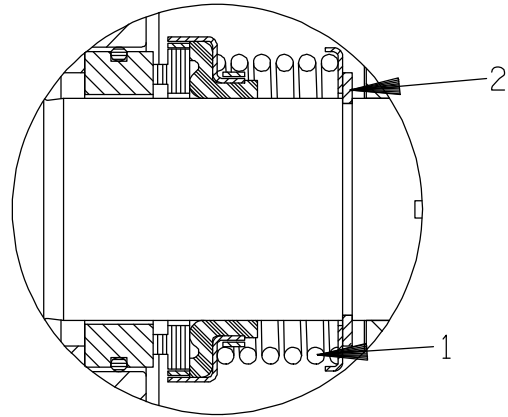
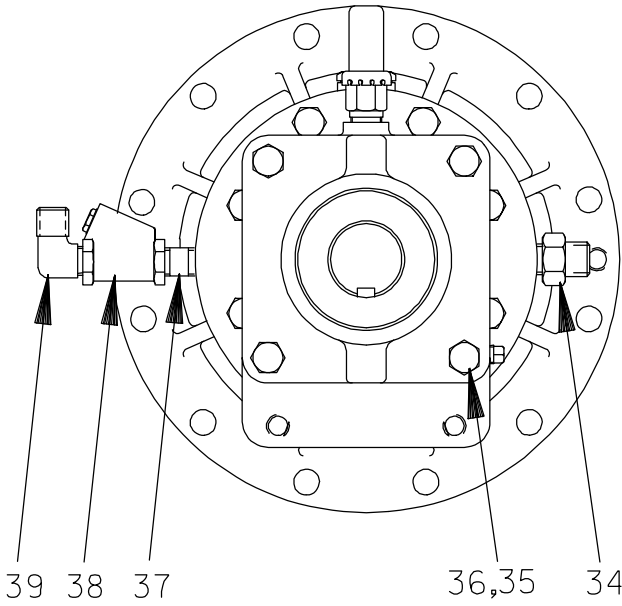
PARTS LIST
Pump Model RD3A32—B

If your pump serial number is followed by an "N", your pump is **NOT** a standard production model. Contact the Gorman-Rupp Company to verify part numbers.

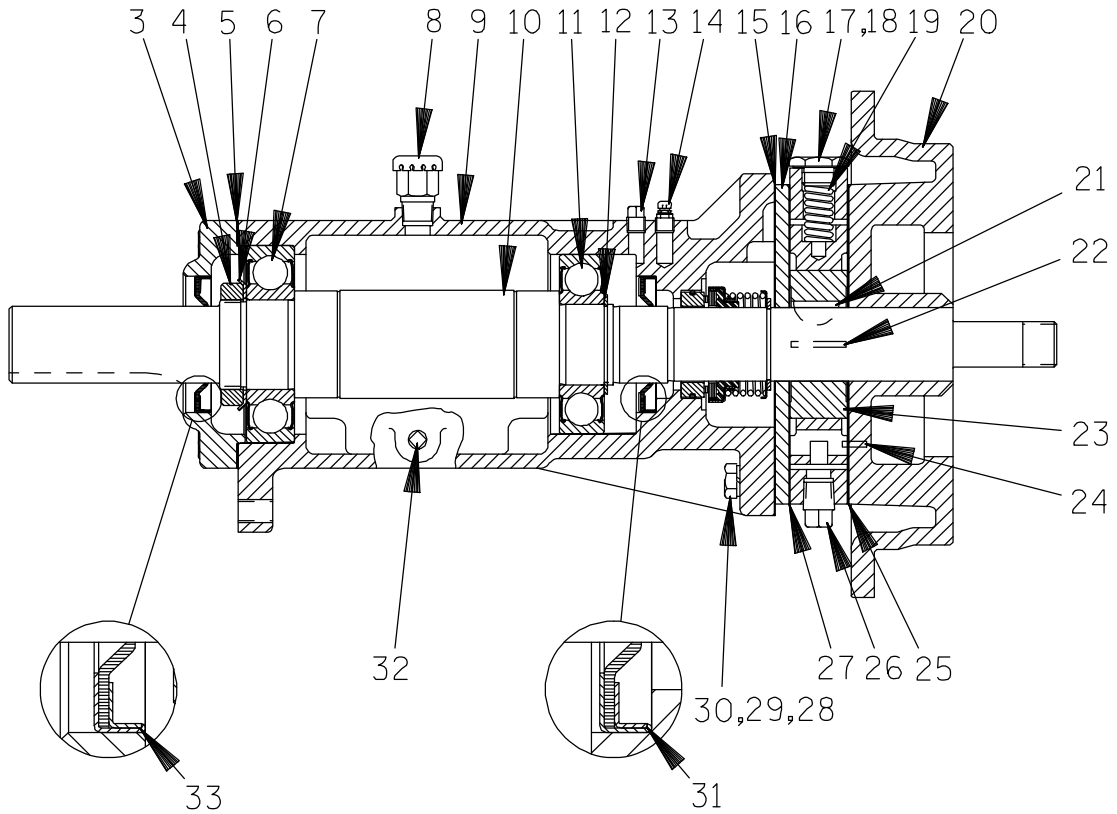
ITEM NO.	PART NAME	PART NUMBER	MAT'L CODE	QTY	ITEM NO.	PART NAME	PART NUMBER	MAT'L CODE	QTY
1	PUMP CASING	W01173—02	10140	1	26	SUCTION STICKER	6588AG	---	1
2 *	IMPELLER	38623—536	13048	1	27	PIPE PLUG	P02	15079	1
3 *	SHAFT KEY	N0611	15990	1	28	PIPE PLUG	P06	15079	1
4	BRG HOUSING ASSY	R12853—02	---	1	29	STRAINER	26841—094	---	1
5	NAME PLATE	2613DZ	13990	1	30	CONNECTOR	25812—214	---	1
6	DRIVE SCREW	BM#04—03	17000	2	31	SUCT TUBE ASSY	46335—076	---	1
7	LUBE DECAL	38816—081	---	1	32	PIPE PLUG	P02	15079	1
8	DISCH TUBE ASSY	46335—063	---	1	33 *	PUMP CASING GASKET	R12531	19060	1
9	MALE ELBOW	25812—011	---	1	34	STUD	C0807	15991	12
10	SCREW	21513—314	---	2	35	HEX NUT	D08	15991	12
11	T-TYPE LOCKWASHER	AL04	17170	2	36	BEARING HSG SUPPORT	R12852—01	15990	1
12	DISCHARGE STICKER	6588BJ	---	1	37	HEX HD CAPSCREW	B0805	15991	2
13 *	IMPELLER KEY	N0403	15990	1	38	LOCKWASHER	J08	15991	2
14	BRG LOCKWASHER	23962—519	---	1	39	FLAT WASHER	K08	15991	2
15	IMPELLER NUT	K75776	15111	1	NOT SHOWN:				
16	GUIDE	K86489	15991	1	* DISCH CHK VALVE GSKT	11589GA	19060	1	
17	VALVE STEM	K86487	15991	1	* DISCH FLANGE GASKET	N14147	19060	1	
18	PIPE PLUG	P02	15079	1	INSTRUCTION TAG	38817—011	---	1	
19	DISCH VALVE SPRING	K86490	---	1	ROTATION DECAL	2613M	---	1	
20	VALVE STEM	K86488	15991	1	BEARING TAG	6588ABB	---	1	
21	O-RING	25152—335	---	1	G-R DECAL	GR—03	---	1	
22	DISCHARGE VALVE	38345—629	13047	1	OPTIONAL:				
23	HEX NUT	D#10S	15991	1	COMPANION FLANGES (SUCT AND DISCHARGE)				
24	T-TYPE LOCKWASHER	AK#10	15991	1	—COMPANION FLG KIT	K33850	---	1	
25	PIPE PLUG	P02	15079	1	BRONZE IMPELLER	T06235—22	14150	1	

* INDICATES PARTS RECOMMENDED FOR STOCK

† ALL ROTO-PRIME[®] IMPELLERS ARE TRIMMED.



SEAL AREA DETAIL



S/N 1190266 UP
PUMP ISSUE 3

PARTS LIST
R12853-02 Bearing Housing Assembly

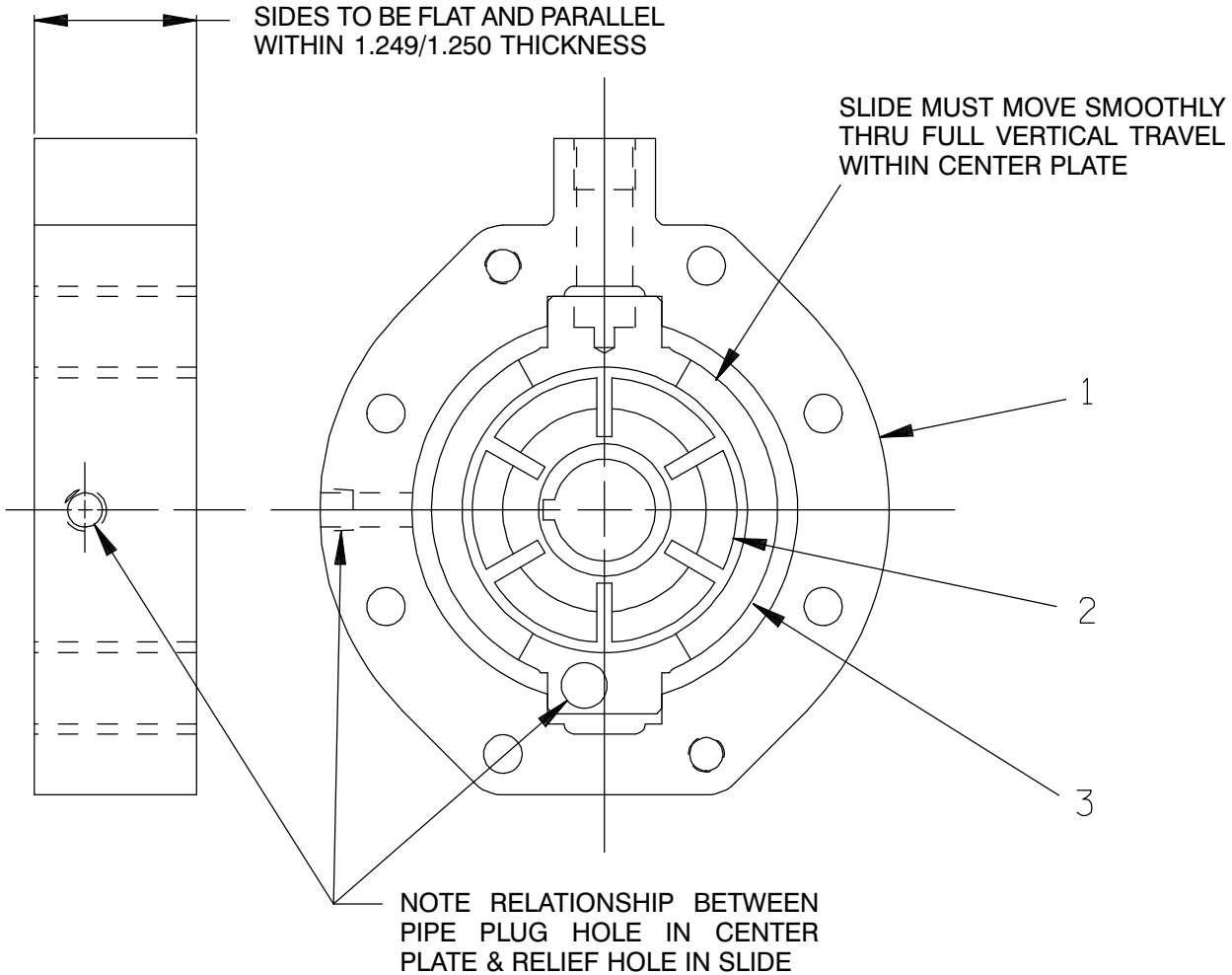
ITEM NO.	PART NAME	PART NUMBER	MAT'L CODE	QTY	ITEM NO.	PART NAME	PART NUMBER	MAT'L CODE	QTY
1 *	SEAL ASSEMBLY	25271-921	----	1	25 †	CENTER PLATE GASKET	N14145	19210	2
2	SEAL RETAINING RING	24124-243	----	1	26	PIPE PLUG	P06	15079	1
3	BEARING CAP	R12770-02	10010	1	27 *	CENTER PLATE GASKET	N14145	18010	1
4	BEARING LOCK NUT	23962-011	----	1	28	HEX HD CAPSCREW	B0612	15991	8
5 *	BEARING CAP GASKET	N18938-01	18000	1	29	LOCKWASHER	J06	15991	8
6	TAB WASHER	23962-511	----	1	30	DOWEL PIN	21133-073	----	2
7 *	OUTBOARD BEARING	23282-011	----	1	31 *	OIL SEAL	25227-240	----	1
8	AIR VENT	S1703	----	1	32	PIPE PLUG	P02	15079	1
9	BEARING HOUSING	W01172-03	11010	1	33 *	OIL SEAL	25227-240	----	1
10 *	IMPELLER SHAFT	T08467-02	15010	1	34	MALE CONNECTOR	25812-214	----	1
11 *	BALL BEARING	23282-010	----	1	35	HEX HD CAPSCREW	B0605	15991	4
12	BEARING RET RING	24124-245	----	1	36	LOCKWASHER	J06	15991	4
13	PIPE PLUG	P02	15079	1	37	PIPE NIPPLE	T0606	15079	1
14	AIR VENT	S2162	----	1	38	CHECK VALVE	26641-512	----	1
15 *	SPACER PLATE GASKET	N14144	18000	1	39	MALE ELBOW	25812-011	----	1
16	SPACER PLATE	N14129-02	11010	1	NOT SHOWN:				
17	PRESS REG SPRING CAP	K68064	15991	1		PIPE PLUG	P02	15079	1
18 *	SPRING CAP GASKET	K86067	----	1	OPTIONAL:				
19 *	PRESS REG SPRING	K76301	----	1		SST IMPELLER SHAFT	T08467-02	17080	1
20	BODY COVER	T07826-04	10140	1		● OIL LUBE BEARING			
21 *	ROTOR WOODRUFF KEY	K61559	15990	1		HOUSING ASSEMBLY	44143-098	----	1
22 *	ROTOR BLADE	K79300-22	----	6		-INBOARD BEARING	S1088	----	1
23	GROUP GRIND	LK05418	----	1		-OUTBOARD BEARING	S1077	----	1
24 *	LOCATING PIN	21154-666	----	1		-OIL CUP	26713-051	----	1

* INDICATES PARTS RECOMMENDED FOR STOCK

† 2 GASKETS REQUIRED WHEN ROTOR OR SLIDE IS THICKER THAN CENTER PLATE.

● ALL OTHER COMPONENTS SAME AS STANDARD BEARING HOUSING ASSEMBLY.

THE GORMAN-RUPP COMPANY ● MANSFIELD, OHIO



PARTS LIST
LK05418 Group Grind

ITEM NO.	PART NAME	PART NUMBER	MAT'L CODE	QTY
1	CENTER PLATE	NOT AVAILABLE	---	1
2	ROTOR	NOT AVAILABLE	---	1
3	SLIDE	NOT AVAILABLE	---	1

NOTE: THE GROUP GRIND MUST BE REPLACED AS A COMPLETE UNIT: INDIVIDUAL PIECE PARTS ARE NOT SOLD SEPARATELY.

THE GORMAN-RUPP COMPANY • MANSFIELD, OHIO

GORMAN-RUPP OF CANADA LIMITED • ST. THOMAS, ONTARIO, CANADA

Printed in U.S.A.

**For U.S. and International Warranty Information,
Please Visit www.grpumps.com/warranty
or call:
U.S.: 419-755-1280
International: +1-419-755-1352**

**For Canadian Warranty Information,
Please Visit www.grcanada.com/warranty
or call:
519-631-2870**