

Use With: OM-03989
MR-03991

PUBLICATION NUMBER PL-04016-02
May 17, 1999
Rev. B 05-7-2025



PUMP MODEL RD3A31-B

**MANUAL
PART 2 of 3**

**PARTS
LIST
WITH
PERFORMANCE CURVE**

THE GORMAN-RUPP COMPANY • MANSFIELD, OHIO

www.grpumps.com

GORMAN-RUPP OF CANADA LIMITED • ST. THOMAS, ONTARIO, CANADA Printed in U.S.A.

© Copyright by the Gorman-Rupp Company

Register your new
Gorman-Rupp pump online at
www.grpumps.com

Valid serial number and e-mail address required.

RECORD YOUR PUMP MODEL AND SERIAL NUMBER

Please record your pump model and serial number in the spaces provided below. Your Gorman-Rupp distributor needs this information when you require parts or service.

Pump Model: _____
Serial Number: _____

PERFORMANCE CURVE – SECTION A

RECORDING MODEL AND SERIAL NUMBERS

Please record the pump model and serial number in the spaces provided below and in the separate Installation/Operation Manual accompanying your pump. Your Gorman-Rupp distributor needs this information when you require parts or service.

Pump Model: _____

Serial Number: _____

WARRANTY INFORMATION

The pump warranty is provided as part of Gorman-Rupp's support program for customers who operate and maintain their equipment as described in this manual and other accompanying literature. Please note that should the equipment be abused or modified to change its performance beyond the original factory specifications, the warranty will become void and any claim will be denied.

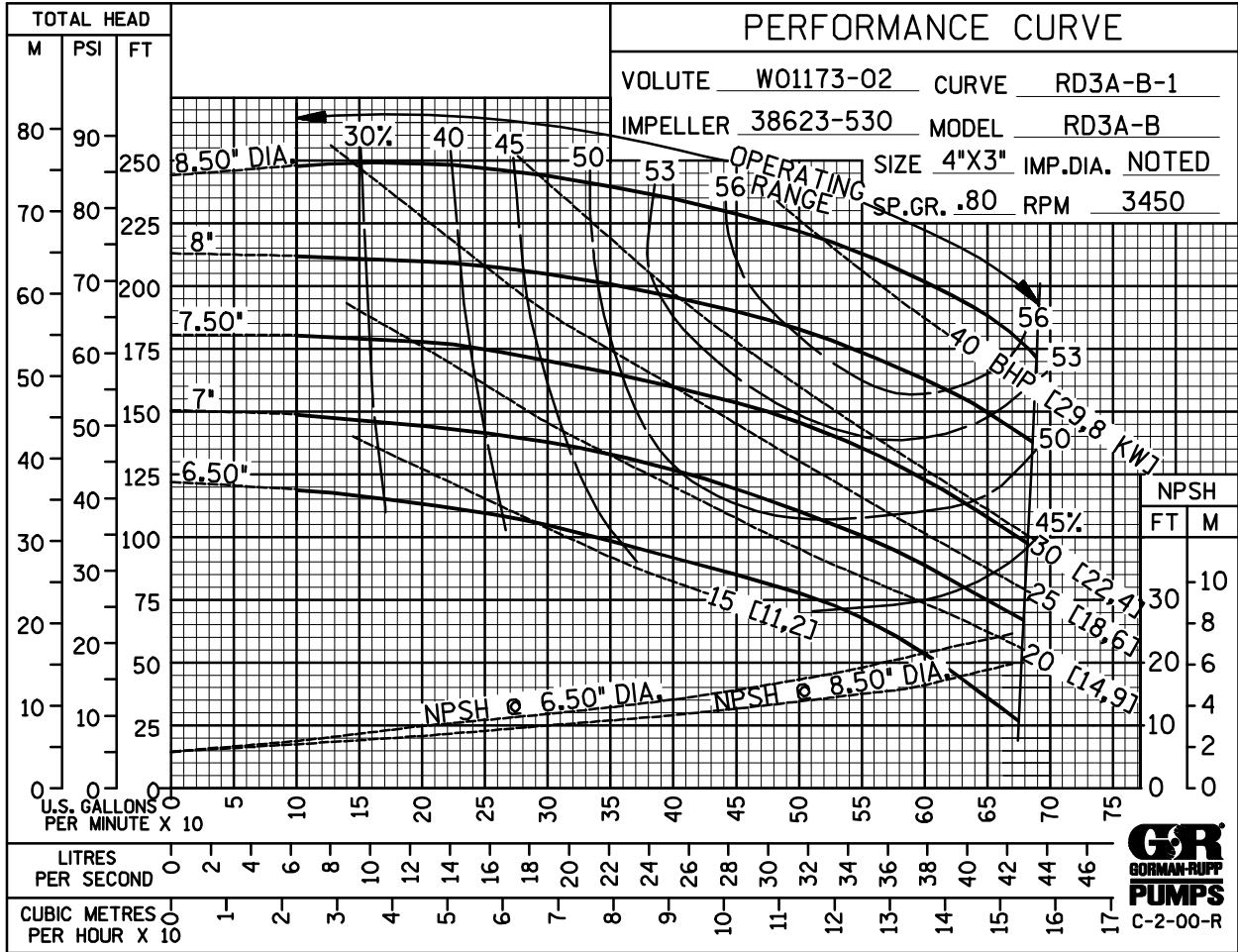
PERFORMANCE CURVE

The performance curve on the following page is based on 70° F (21° C) clear water at sea level, corrected to 0.80 specific gravity, with minimum suction lift. Since pump installations are seldom identical, your performance may be different due to such factors as viscosity, specific gravity, elevation, temperature, and impeller trim.

If your pump serial number is followed by an "N", your pump is **NOT** a standard production model. Contact the Gorman-Rupp Company to verify performance or part numbers.

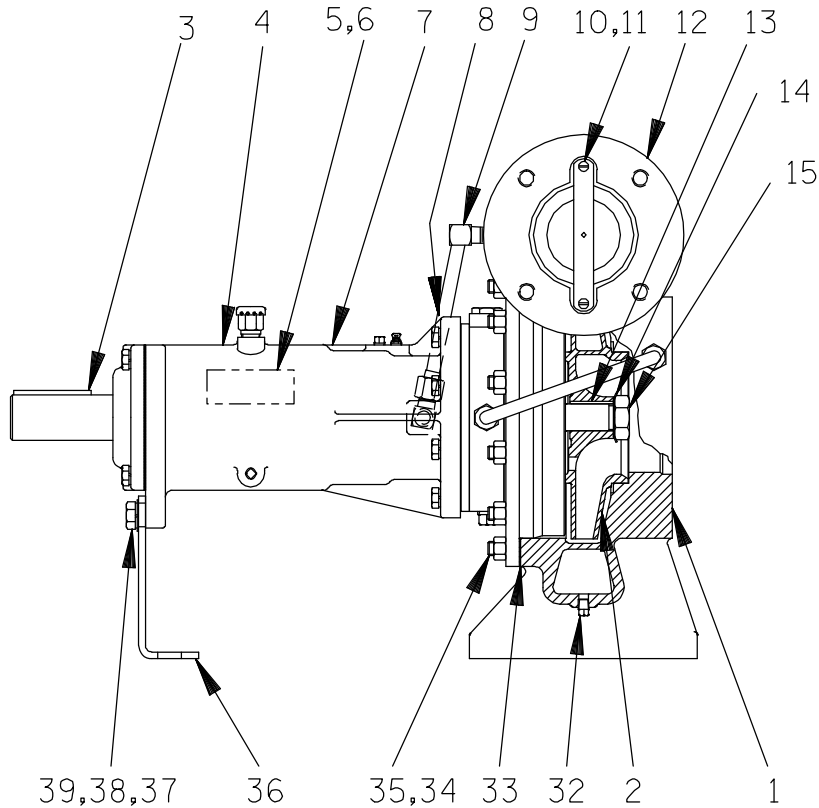
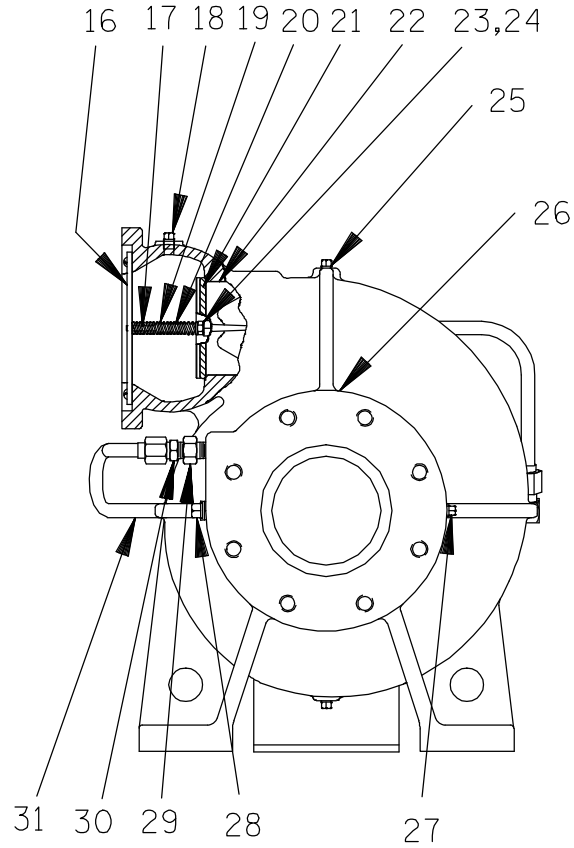


Pump speed and operating condition points must be within the continuous performance range shown on the curve(s).



Performance Curve – Model RD3A31-B

This Page Intentionally Blank



THE GORMAN-RUPP COMPANY • MANSFIELD, OHIO

GORMAN-RUPP OF CANADA LIMITED • ST. THOMAS, ONTARIO, CANADA

Printed in U.S.A.

S/N 1212293 Up
PUMP ISSUE 2

PARTS LIST
Pump Model RD3A31-B

If your pump serial number is followed by an "N", your pump is **NOT** a standard production model. Contact the Gorman-Rupp Company to verify part numbers.

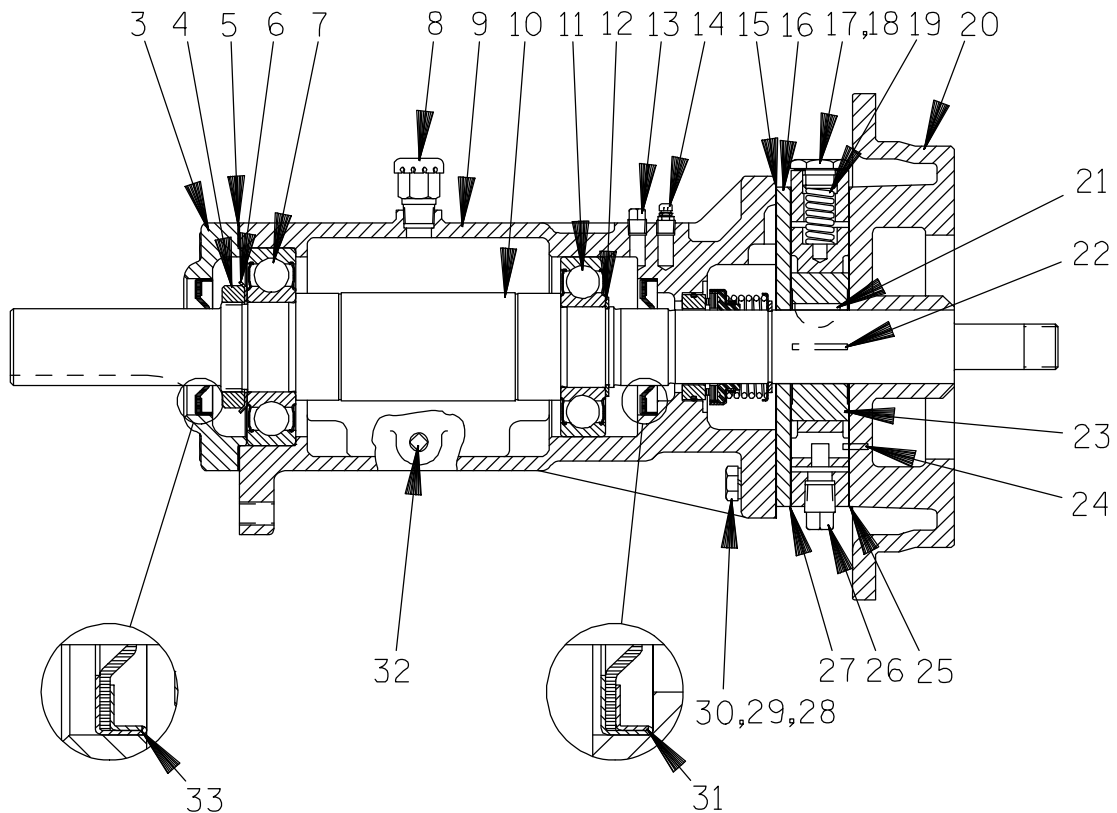
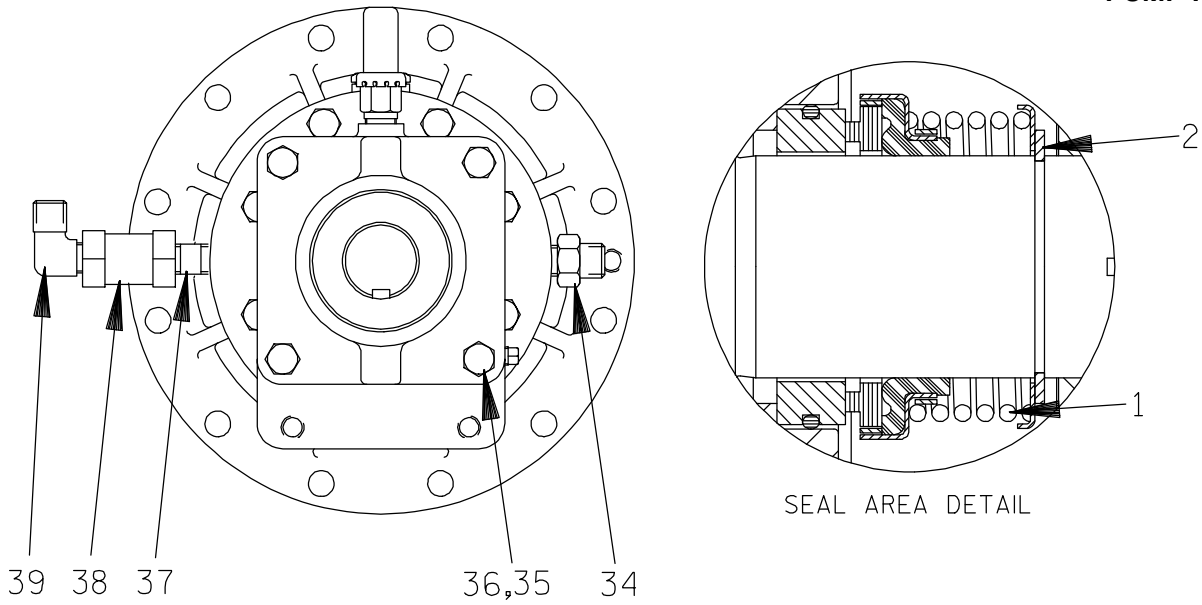
| ITEM NO. | PART NAME | PART NUMBER | MAT'L CODE | QTY | ITEM NO. | PART NAME | PART NUMBER | MAT'L CODE | QTY |
|----------|--------------------|-------------|------------|-----|---|---------------------|-------------|------------|-----|
| 1 | PUMP CASING | W01173-02 | 11010 | 1 | 26 | SUCTION STICKER | 6588AG | --- | 1 |
| 2 * | IMPELLER | 38623-530 | 13048 | 1 | 27 | PIPE PLUG | P02 | 15079 | 1 |
| 3 * | SHAFT KEY | N0611 | 15990 | 1 | 28 | PIPE PLUG | P06 | 15079 | 1 |
| 4 | BRG HOUSING ASSY | 44143-078 | --- | 1 | 29 | STRAINER | 26841-094 | --- | 1 |
| 5 | NAME PLATE | 2613DZ | 13990 | 1 | 30 | CONNECTOR | 25812-214 | --- | 1 |
| 6 | DRIVE SCREW | BM#04-03 | 17000 | 2 | 31 | SUCT TUBE ASSY | 46335-076 | --- | 1 |
| 7 | LUBE DECAL | 38816-081 | --- | 1 | 32 | PIPE PLUG | P02 | 15079 | 1 |
| 8 | DISCH TUBE ASSY | 46335-063 | --- | 1 | 33 * | PUMP CASING GASKET | R12531 | 20000 | 1 |
| 9 | MALE ELBOW | 25812-011 | --- | 1 | 34 | STUD | C0807 | 15991 | 12 |
| 10 | SCREW | 21513-314 | --- | 2 | 35 | HEX NUT | D08 | 15991 | 12 |
| 11 | T-TYPE LOCKWASHER | AL04 | 17170 | 2 | 36 | BEARING HSG SUPPORT | R12852-01 | 15990 | 1 |
| 12 | DISCHARGE STICKER | 6588BJ | --- | 1 | 37 | HEX HD CAPSCREW | B0805 | 15991 | 2 |
| 13 * | IMPELLER KEY | K79329-23 | 15990 | 1 | 38 | LOCKWASHER | J08 | 15991 | 2 |
| 14 | BRG LOCKWASHER | 23962-506 | --- | 1 | 39 | FLAT WASHER | K08 | 15991 | 2 |
| 15 * | IMPELLER NUT | K75776 | 15111 | 1 | NOT SHOWN: | | | | |
| 16 | GUIDE | K86489 | 15991 | 1 | * DISCH CHK VALVE GSKT | 11589GA | 18000 | 1 | |
| 17 | VALVE STEM | K86487 | 15991 | 1 | * DISCH FLANGE GASKET | N14147 | 18000 | 1 | |
| 18 | PIPE PLUG | P02 | 15079 | 1 | ROTATION DECAL | 2613M | --- | 1 | |
| 19 | DISCH VALVE SPRING | K86490 | --- | 1 | BEARING TAG | 6588ABB | --- | 1 | |
| 20 | VALVE STEM | K86488 | 17000 | 1 | INSTRUCTION TAG | 38817-011 | --- | 1 | |
| 21 * | O-RING | 25152-335 | --- | 1 | OPTIONAL: | | | | |
| 22 | DISCHARGE VALVE | 38345-629 | 13047 | 1 | COMPANION FLANGES (SUCTION AND DISCHARGE) | | | | |
| 23 | HEX NUT | D#10S | 15991 | 1 | -COMPANION FLG KIT | K33850 | --- | 1 | |
| 24 | T-TYPE LOCKWASHER | AK#10 | 15991 | 1 | STEEL TUBING KIT | 48263-509 | --- | 1 | |
| 25 | PIPE PLUG | P02 | 15079 | 1 | | | | | |

* INDICATES PARTS RECOMMENDED FOR STOCK

† ALL ROTO-PRIME[®] IMPELLERS ARE TRIMMED.

● SEE ACCOMPANYING LITERATURE FOR INDIVIDUAL PARTS, MAINTENANCE AND REPAIR.

THE GORMAN-RUPP COMPANY • MANSFIELD, OHIO



THE GORMAN-RUPP COMPANY • MANSFIELD, OHIO

GORMAN-RUPP OF CANADA LIMITED • ST. THOMAS, ONTARIO, CANADA

Printed in U.S.A.

S/N 1212293 Up
PUMP ISSUE 2

PARTS LIST
44143—078 Bearing Housing Assembly

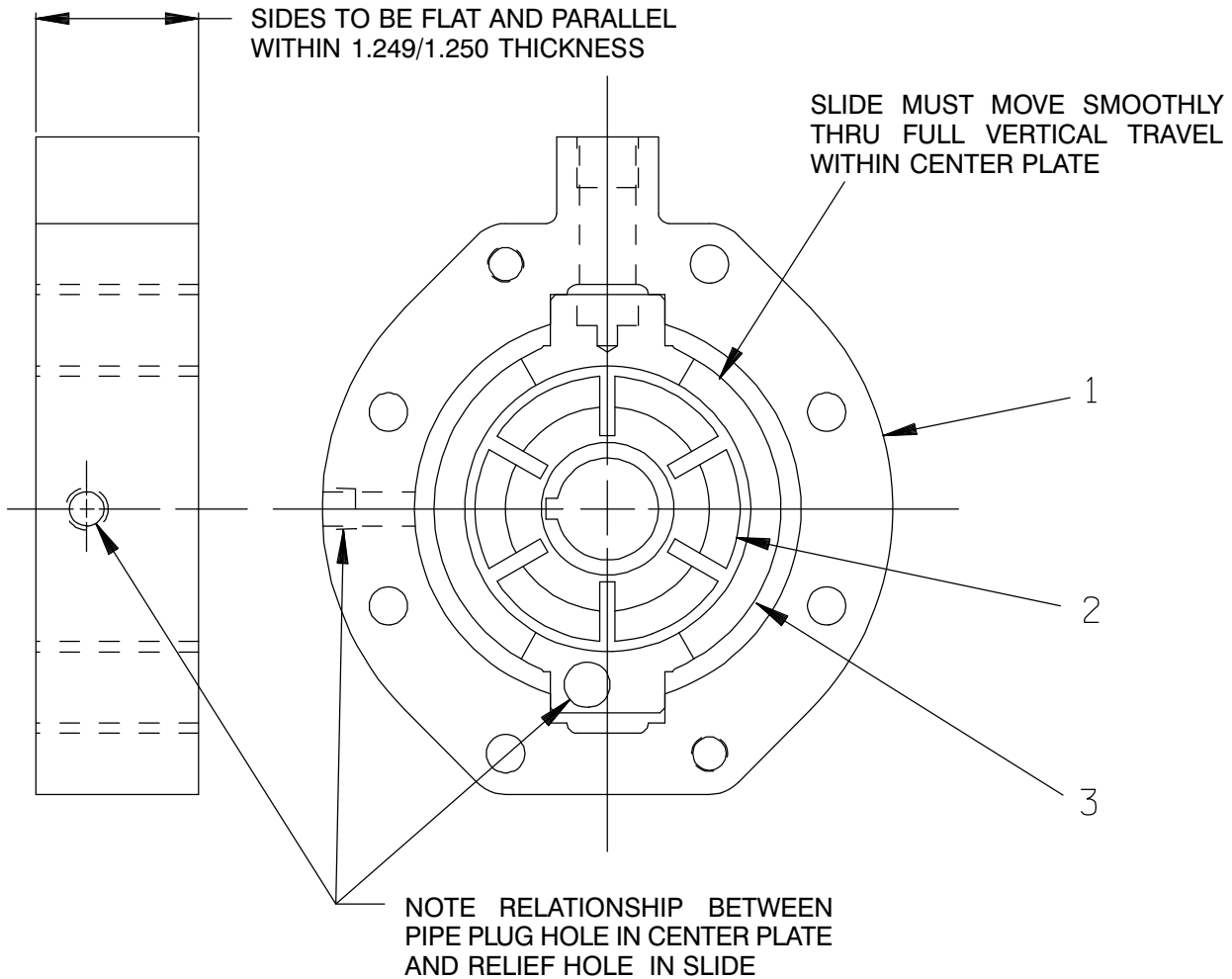
| ITEM NO. | PART NAME | PART NUMBER | MAT'L CODE | QTY | ITEM NO. | PART NAME | PART NUMBER | MAT'L CODE | QTY |
|----------|----------------------|-------------|------------|-----|----------|---------------------|-------------|------------|-----|
| 1 * | SEAL ASSEMBLY | 25271—921 | ---- | 1 | 26 | PIPE PLUG | P06 | 15079 | 1 |
| 2 | SEAL RETAINING RING | 24124—243 | ---- | 1 | 27 * | CENTER PLATE GASKET | N14145 | 19210 | 1 |
| 3 | BEARING CAP | R12770—02 | 10010 | 1 | 28 | HEX HD CAPSCREW | B0615 | 15991 | 8 |
| 4 | BEARING LOCK NUT | 23962—011 | ---- | 1 | 29 | LOCKWASHER | J06 | 15991 | 8 |
| 5 * | BEARING CAP GASKET | N18938—01 | 18000 | 1 | 30 | DOWEL PIN | 21133—073 | ---- | 2 |
| 6 | TAB WASHER | 23962—511 | ---- | 1 | 31 * | OIL SEAL | 25227—240 | ---- | 1 |
| 7 * | OUTBOARD BEARING | 23282—011 | ---- | 1 | 32 | PIPE PLUG | P02 | 15079 | 1 |
| 8 | AIR VENT | S1703 | ---- | 1 | 33 * | OIL SEAL | 25227—240 | ---- | 1 |
| 9 | BEARING HOUSING | W01172—03 | 11010 | 1 | 34 | CONNECTOR | 25812—214 | ---- | 1 |
| 10 * | IMPELLER SHAFT | T08467—02 | 15010 | 1 | 35 | HEX HD CAPSCREW | B0605 | 15991 | 4 |
| 11 * | BALL BEARING | 23282—010 | ---- | 1 | 36 | LOCKWASHER | J06 | 15991 | 4 |
| 12 | BEARING RET RING | 24124—245 | ---- | 1 | 37 | PIPE NIPPLE | T0606 | 15079 | 1 |
| 13 | PIPE PLUG | P02 | 15079 | 1 | 38 | CHECK VALVE | 26641—112 | ---- | 1 |
| 14 | AIR VENT | S2162 | ---- | 1 | 39 | MALE ELBOW | 25812—011 | ---- | 1 |
| 15 * | SPACER PLATE GASKET | N14144 | 18000 | 1 | | OPTIONAL: | | | |
| 16 | SPACER PLATE | N14129—02 | 11010 | 1 | | SST IMPELLER SHAFT | T08467—02 | 17080 | 1 |
| 17 | PRESS REG SPRING CAP | K68064 | 15991 | 1 | | ● OIL LUBE BEARING | | | |
| 18 * | SPRING CAP GASKET | K86067 | ---- | 1 | | HOUSING ASSEMBLY | 44143—097 | ---- | 1 |
| 19 * | PRESS REG SPRING | K76301 | ---- | 1 | | —INBOARD BEARING | S1088 | ---- | 1 |
| 20 | BODY COVER | T07826—04 | 11010 | 1 | | —OUTBOARD BEARING | S1077 | ---- | 1 |
| 21 * | ROTOR WOODRUFF KEY | K61559 | 15990 | 1 | | —OIL CUP | 26713—051 | ---- | 1 |
| 22 * | ROTOR BLADE | K79300—22 | ---- | 6 | | GROUP GRIND WITH | | | |
| 23 | GROUP GRIND | 42212—014 | ---- | 1 | | C.I. ROTOR | LK05266 | ---- | 1 |
| 24 * | LOCATING PIN | 21154—666 | ---- | 1 | | TEFLON SEAL | 25271—761 | ---- | 1 |
| 25 † | CENTER PLATE GASKET | N14145 | 18010 | 2 | | | | | |

* INDICATES PARTS RECOMMENDED FOR STOCK

† 2 GASKETS REQUIRED WHEN ROTOR OR SLIDE IS THICKER THAN CENTER PLATE.

● ALL OTHER COMPONENTS SAME AS STANDARD BEARING HOUSING ASSEMBLY.

THE GORMAN-RUPP COMPANY ● MANSFIELD, OHIO



PARTS LIST
42212-014 Group Grind

| ITEM NO. | PART NAME | PART NUMBER | MAT'L CODE | QTY |
|----------|--------------|---------------|------------|-----|
| 1 | CENTER PLATE | NOT AVAILABLE | --- | 1 |
| 2 | ROTOR | NOT AVAILABLE | --- | 1 |
| 3 | SLIDE | NOT AVAILABLE | --- | 1 |

NOTE: THE GROUP GRIND MUST BE REPLACED AS A COMPLETE UNIT: INDIVIDUAL PIECE PARTS ARE NOT SOLD SEPARATELY.

THE GORMAN-RUPP COMPANY • MANSFIELD, OHIO

GORMAN-RUPP OF CANADA LIMITED • ST. THOMAS, ONTARIO, CANADA

Printed in U.S.A.

**For U.S. and International Warranty Information,
Please Visit www.grpumps.com/warranty**

or call:

U.S.: 419-755-1280

International: +1-419-755-1352

**For Canadian Warranty Information,
Please Visit www.grcanada.com/warranty**

or call:

519-631-2870