



**PUMP MODEL
RS5A31-B**

**MANUAL
PART 2 of 3**

**PARTS
LIST
WITH
PERFORMANCE CURVE**

GORMAN-RUPP PUMPS

www.grpumps.com

Register your new
Gorman-Rupp pump online at
www.grpumps.com

Valid serial number and e-mail address required.

RECORD YOUR PUMP MODEL AND SERIAL NUMBER

Please record your pump model and serial number in the spaces provided below. Your Gorman-Rupp distributor needs this information when you require parts or service.

Pump Model: _____

Serial Number: _____

PERFORMANCE CURVE – SECTION A

RECORDING MODEL AND SERIAL NUMBERS

Please record the pump model and serial number in the spaces provided below and in the separate Installation/Operation Manual accompanying your pump. Your Gorman-Rupp distributor needs this information when you require parts or service.

Pump Model: _____

Serial Number: _____

WARRANTY INFORMATION

The pump warranty is provided as part of Gorman-Rupp's support program for customers who operate and maintain their equipment as described in this manual and other accompanying literature. Please note that should the equipment be abused or modified to change its performance beyond the original factory specifications, the warranty will become void and any claim will be denied.

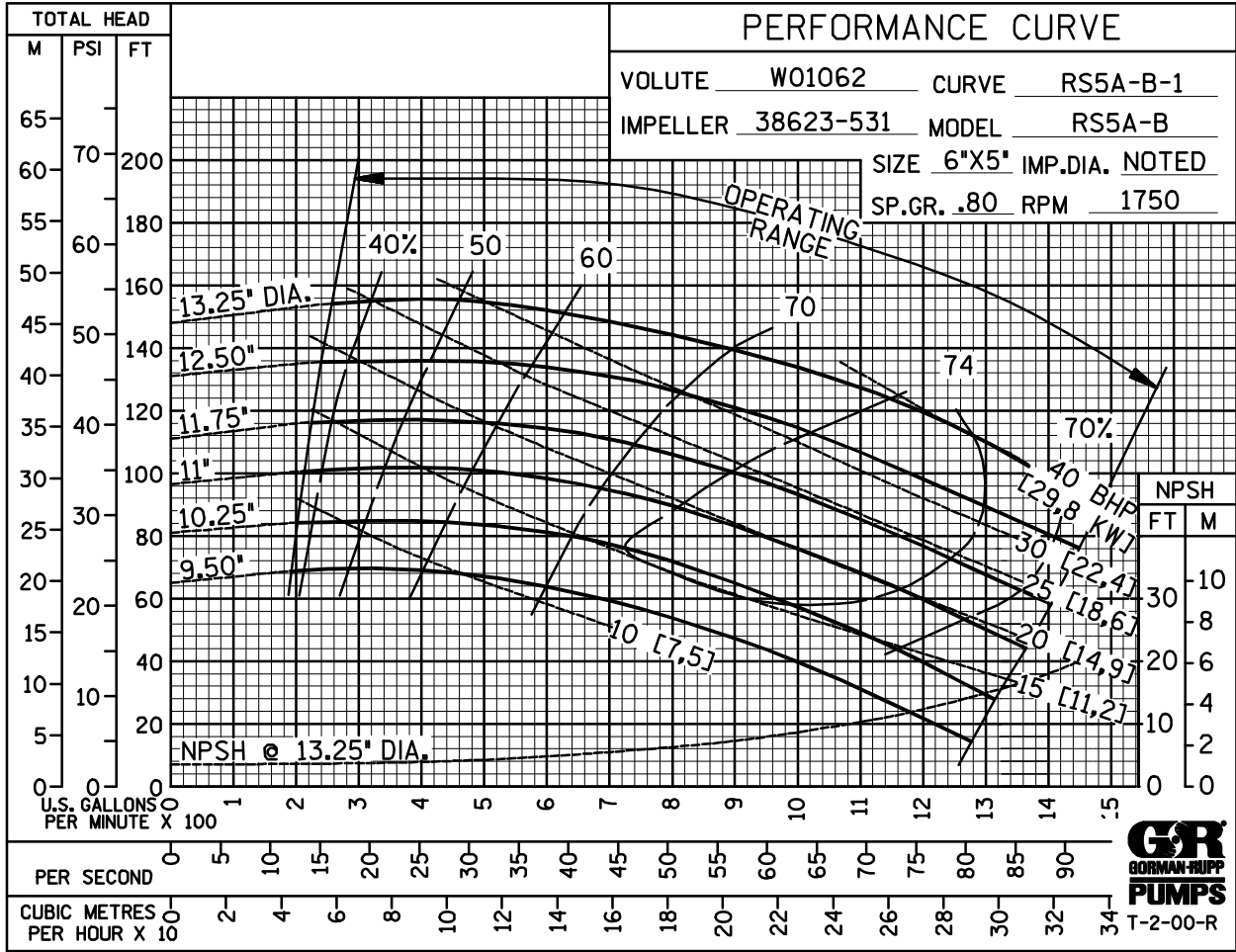
PERFORMANCE CURVE

The performance curve on the following page is based on 70°F (21°C) clear water at sea level, corrected to 0.80 specific gravity, with minimum suction lift. Since pump installations are seldom identical, your performance may be different due to such factors as viscosity, specific gravity, elevation, temperature, and impeller trim.

If your pump serial number is followed by an "N", your pump is **NOT** a standard production model. Contact the Gorman-Rupp Company to verify performance or part numbers.

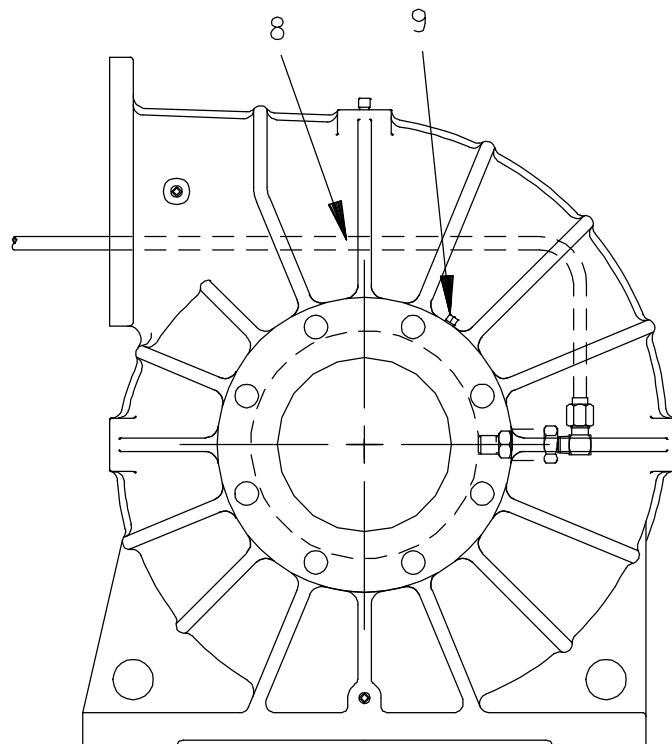
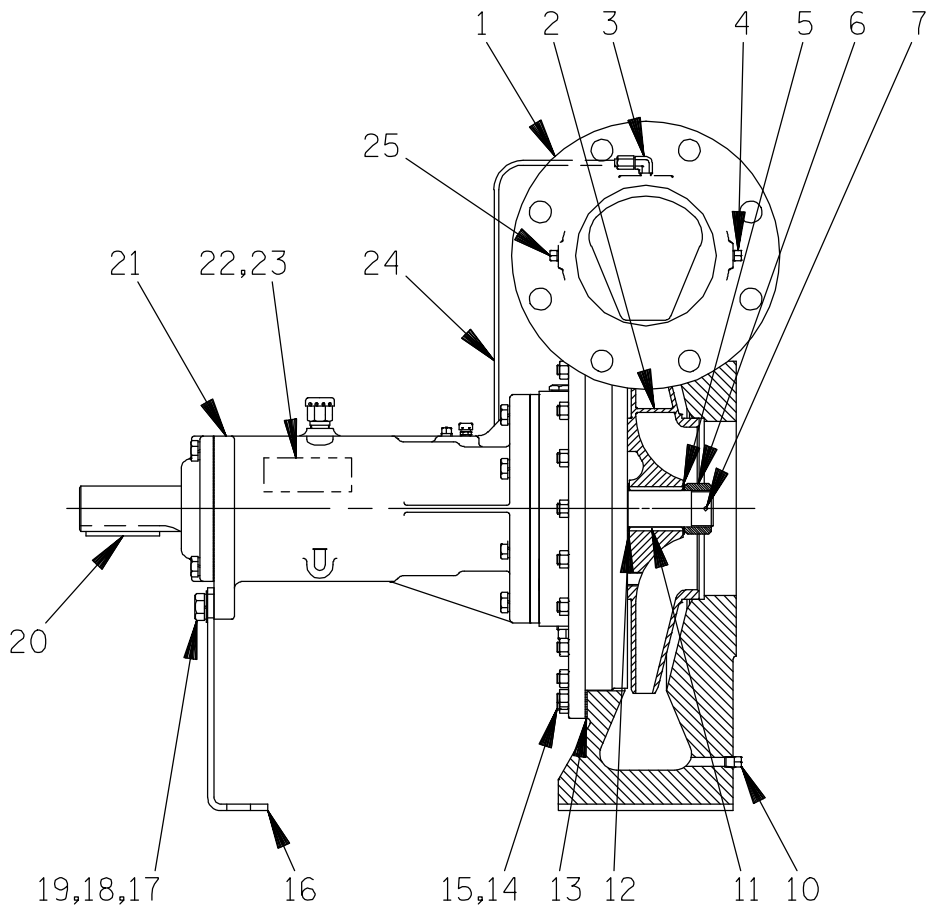


Pump speed and operating condition points must be within the continuous performance range shown on the curve(s).



Performance Curve – Model RS5A31-B

This Page Intentionally Blank



GORMAN-RUPP PUMPS

RS5A31—B

S/N 1203505 Up
PUMP ISSUE 2

PARTS LIST Pump Model RS5A31—B

If your pump serial number is followed by an "N", your pump is **NOT** a standard production model. Contact the Gorman-Rupp Company to verify part numbers.

ITEM NO.	PART NAME	PART NUMBER	MAT'L CODE	QTY	ITEM NO.	PART NAME	PART NUMBER	MAT'L CODE	QTY
1	PUMP CASING	SEE NOTE BELOW		1	23	DRIVE SCREW	BM#04-03	17000	2
2 *	IMPELLER	38623-531	13048	1	24	SEAL TUBE ASSY	46335-059	---	1
3	MALE ELBOW	25817-032	---	1	25	PIPE PLUG	P02	15079	1
4	PIPE PLUG	P02	15079	1	NOT SHOWN:				
5	IMPELLER WASHER	K76643	15991	1	* SUCT FLANGE GASKET	1679G		19370	1
6	IMPELLER NUT	K88233	15111	1	* DISCH FLANGE GASKET	1678G		19060	1
7	SPIRAL PIN	21137-079	---	1	MALE ELBOW	25812-011	---	---	1
8	PRIMING TUBE ASSY	46335-089	---	1	G-R DECAL	GR-03	---	---	1
9	PIPE PLUG	P02	15079	1	ROTATION DECAL	2613M	---	---	1
10	PIPE PLUG	P02	15079	1	SUCTION STICKER	6588AG	---	---	1
11 *	IMPELLER KEY	K79330	16120	2	DISCHARGE STICKER	6588BJ	---	---	1
12	IMPELLER WASHER	K76643	15991	1	BRG LUBE DECAL	38816-074	---	---	1
13 *	PUMP CASING GASKET	N15237-21	19060	1	INSTRUCTION TAG	38817-011	---	---	1
14	STUD	C0606 1/2	15991	24	OPTIONAL:				
15	HEX NUT	D06	15991	24	DISCHARGE CHECK VALVE				
16	BRG SUPPORT	R12852-02	15990	1	-CHECK VALVE	26642-106	---	---	1
17	HEX HD CAPSCREW	B0805	15991	2	-HEX HD CAPSCREW	B1212	15991	---	8
18	LOCKWASHER	J08	15991	2	-GASKET	38682-208	19370	---	1
19	FLAT WASHER	K08	15991	2	-HEX NUT	D12	15991	---	8
20 *	SHAFT KEY	N0611	15990	1	STEEL TUBING KIT	48263-517	---	---	1
21	BRG HOUSING ASSY	44143-091	---	1					
22	NAME PLATE	2613DZ	13990	1					

* INDICATES PARTS RECOMMENDED FOR STOCK

† ALL ROTO-PRIME[®] IMPELLERS ARE TRIMMED.

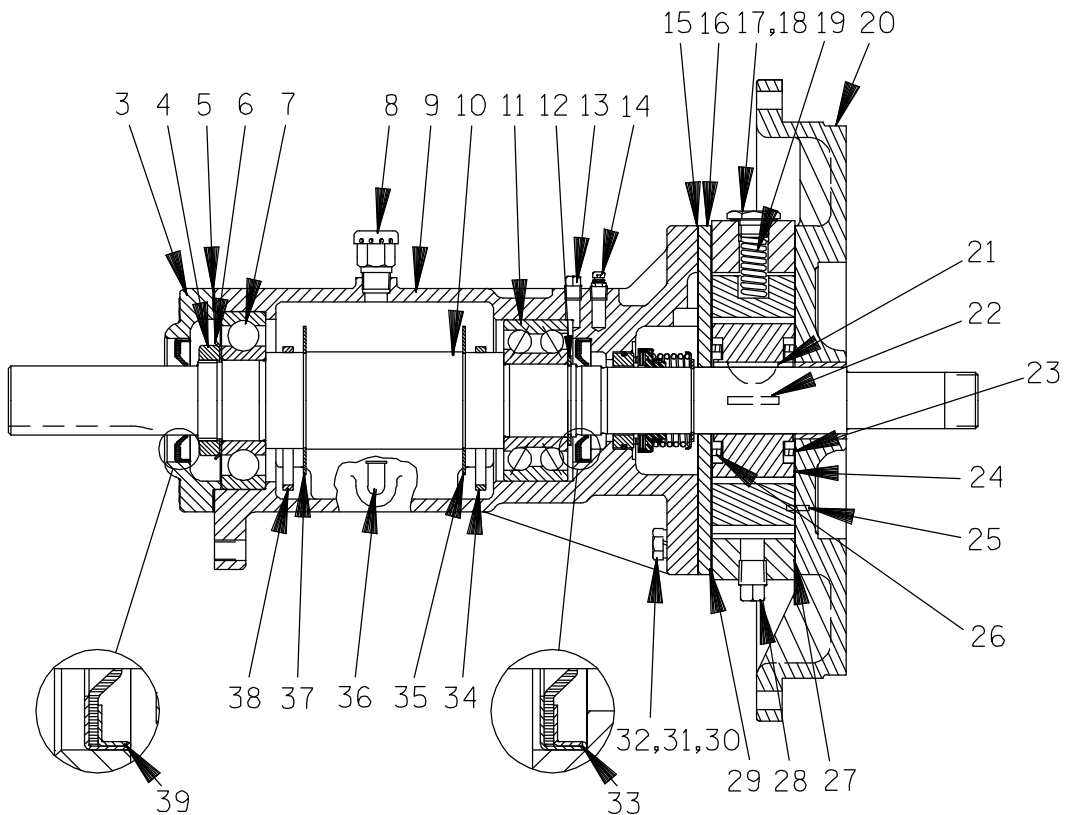
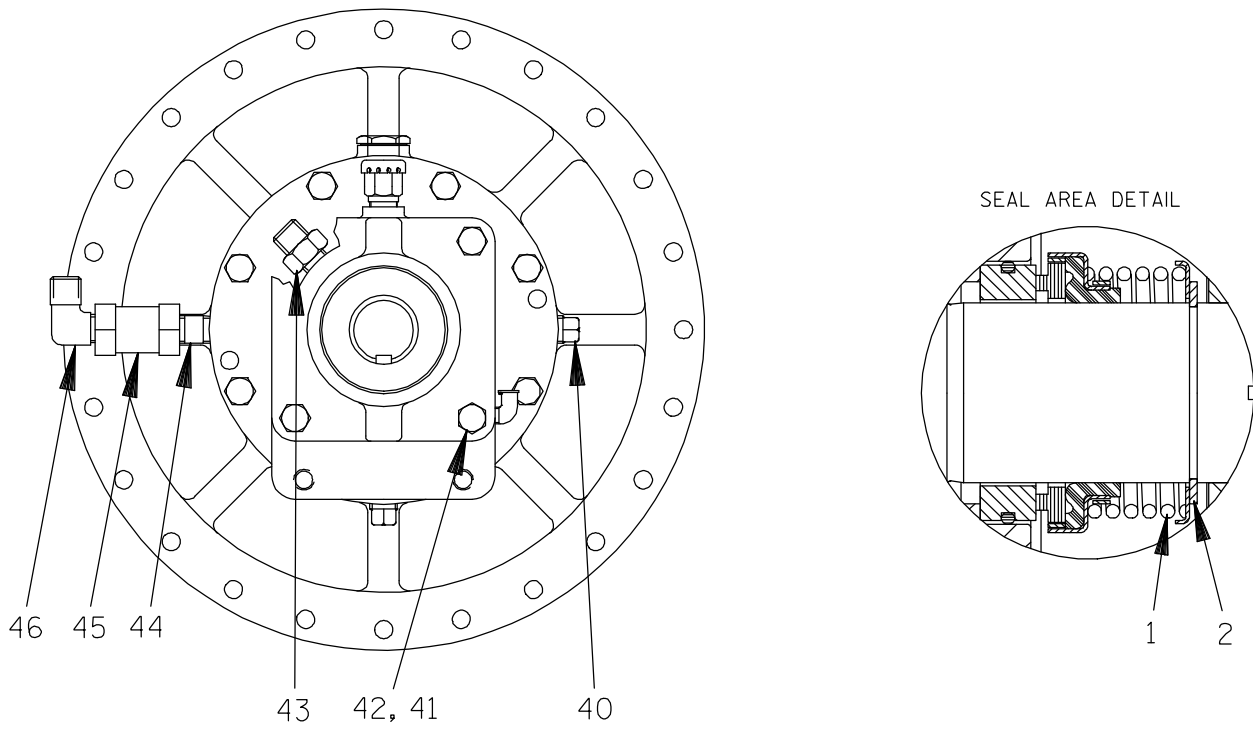
● SEE ACCOMPANYING LITERATURE FOR INDIVIDUAL PARTS, MAINTENANCE AND REPAIR.

‡ INCLUDED WITH REPAIR 46474-335 --- 1
PUMP CASING ASSY

GORMAN-RUPP PUMPS

RS5A31-B

S/N 1203505 Up
PUMP ISSUE 2



GORMAN-RUPP PUMPS

www.grpumps.com

3 of 5

©1999 Gorman-Rupp Pumps

Printed in U.S.A.

RS5A31—B

S/N 1203505 Up
PUMP ISSUE 2

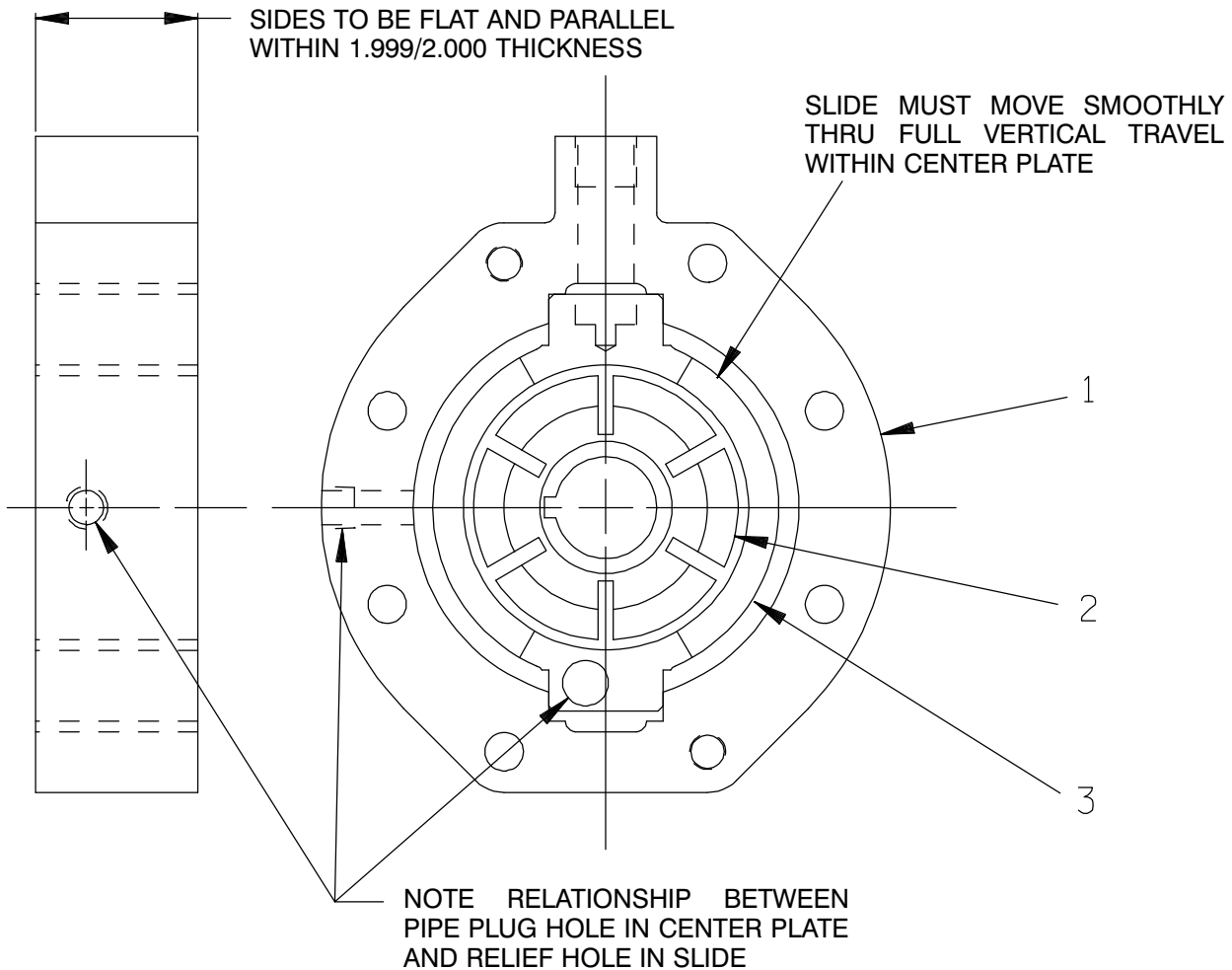
PARTS LIST 44143—091 Bearing Housing Assembly

ITEM NO.	PART NAME	PART NUMBER	MAT'L CODE	QTY	ITEM NO.	PART NAME	PART NUMBER	MAT'L CODE	QTY
1 *	SEAL ASSEMBLY	25271—921	----	1	27 †	CENTER PLATE GASKET	R10150	19210	2
2	RETAINING RING	24124—243	----	1	28	PIPE PLUG	P06	15079	1
3	BEARING CAP	R12770—02	10010	1	29 *	CENTER PLATE GASKET	R10150	19210	1
4	BEARING LOCK NUT	23962—011	----	1	30	HEX HD CAPSCREW	B0615	15991	8
5 *	BEARING CAP GASKET	N18938—01	18000	1	31	LOCKWASHER	J06	15991	8
6	BRG LOCKWASHER	23962—511	----	1	32	DOWEL PIN	21133—116	----	2
7 *	OUTBOARD BEARING	S1077	----	1	33 *	OIL SEAL	25227—240	----	1
8	AIR VENT	S1703	----	1	34	OIL RING	K86483	15030	1
9	BEARING HOUSING	W01172—04	11010	1	35	OIL RING STOP	K76632—01	----	1
10 *	IMPELLER SHAFT	T08620—02	15010	1	36	OILER	26713—054	----	1
11 *	INBOARD BEARING	23421—410	----	1	37	OIL RING STOP	K76632—01	----	1
12	BEARING RET RING	24124—245	----	1	38	OIL RING	K86483	15030	1
13	PIPE PLUG	P02	15079	1	39 *	OIL SEAL	25227—240	----	1
14	AIR VENT FITTING	S2162	----	1	40	PIPE PLUG	P06	15079	1
15 *	SPACER PLATE GASKET	R12923	18000	1	41	HEX HD CAPSCREW	B0605	15991	4
16	SPACER PLATE	R12771—02	11010	1	42	LOCKWASHER	J06	15991	4
17	PRESS REG SPRING CAP	K68064	15991	1	43	MALE CONNECTOR	25817—202	----	1
18 *	SPRING CAP GASKET	K86067	----	1	44	HVY PIPE NIPPLE	THA0606	15079	1
19 *	PRESS REG SPRING	K76626	----	1	45	CHECK VALVE	26641—112	----	1
20	BODY COVER	T03712	11010	1	46	MALE ELBOW	25812—011	----	1
21 *	ROTOR WOODRUFF KEY	K74041	15990	1		OPTIONAL:			
22 *	ROTOR BLADE	K79300—21	----	6		SST IMPELLER SHAFT	T08620—02	17080	1
23	ROTOR BLADE SPACER	K76623	15030	1		GROUP GRIND WITH	LK05269	----	1
24	GROUP GRIND	42212—016	----	1		C.I. ROTOR			
25 *	LOCATING PIN	21154—666	----	1		TEFLON SEAL	25271—761	----	1
26	ROTOR BLADE SPACER	K76623	15030	1					

* INDICATES PARTS RECOMMENDED FOR STOCK

† 2 GASKETS REQUIRED WHEN ROTOR OR SLIDE IS THICKER THAN CENTER PLATE.

GORMAN-RUPP PUMPS



PARTS LIST
42212-016 Group Grind

ITEM NO.	PART NAME	PART NUMBER	MAT'L CODE	QTY
1	CENTER PLATE	NOT AVAILABLE	---	1
2	ROTOR	NOT AVAILABLE	---	1
3	SLIDE	NOT AVAILABLE	---	1

NOTE: THE GROUP GRIND MUST BE REPLACED AS A COMPLETE UNIT: INDIVIDUAL PIECE PARTS ARE NOT SOLD SEPARATELY.

GORMAN-RUPP PUMPS

**For Warranty Information, Please Visit
www.grpumps.com/warranty
or call:
U.S.: 419-755-1280
Canada: 519-631-2870
International: +1-419-755-1352**

GORMAN-RUPP PUMPS