

S-Line

Smart Mobile Pumpsets



S-LINE PUMP UNITS

Reliability combined with smart design

GR
GORMAN-RUPP
PUMPS

The Pump People®

WHO SAYS A PUMP CAN'T BE PRETTY?

A range of mobile pump units designed for the specific requirements of European customers: that is the S-Line from Gorman-Rupp. These powerful offerings have been developed with an eye on the future. High performance, maximum reliability, the newest technologies and the best materials characterize this unique concept - with the attractive design as a side benefit.

The S-Line's beating heart: Gorman-Rupp's centrifugal pump - equipment known for its durability, long life and ease of maintenance. The S-Line can be fitted with priming assisted (dry prime) or self-priming centrifugal pumps. These pumps are always ready to tackle the toughest pumping applications.





Smart Mobile Pumpsets

STAGE V, WITHOUT THE NEED OF ADBLUE

The pumps are powered by modern diesel engines that meet the strictest EU Stage V emission standards. No AdBlue is needed, so the ease of use is optimal. The Gorman-Rupp S-Line pump units are economical, reliable and efficient. The result is maximum performance and minimal impact on the environment with low operating costs.

SMART DESIGN FOR SAFETY AND EASE OF USE

The S-Line pump units have what we call 'smooth outside design'. On the outside you will find no unnecessary bolts, hinges or other protrusions. The pump units can be easily cleaned and are safe to work with. The noise-reducing plastic composite, gull-wing doors provide ample access and enable quick and easy maintenance. In addition, they are provided with reflective stripes for optimal visibility in the dark.

DRY RUNNING: NO PROBLEM

Dry run capability is designed into the Gorman-Rupp unique priming-assisted system. An oversized, oil-lubricated seal allows the pump to run dry continuously without causing any damage.

ERADICATOR™: GUARANTEED RELIABLE OPERATION

In heavily polluted liquids, larger waste solids, such as plastic packaging materials, can be present. A common issue is fibers in sewage water, causing clogging of the pumps. The innovative, patented Gorman-Rupp Eradicator™ Solids Management System is designed to constantly and effectively clear the eye of the pump's impeller. Having your pump fitted with this system, you will significantly reduce unexpected, expensive downtime of your pumping process.

SILENT PUMPS

Local governments and clients are setting stricter requirements for minimizing noise pollution for local residents and nature. The combination of modern, quiet and economical water-cooled diesel engines, revolutionary noise-reducing gull-wing doors and soundproof enclosures ensures a pleasantly low noise level. Optionally, the units can even be equipped with Gorman-Rupp's whisper-quiet electric driven pumps.

ALWAYS IN CONTROL

The optional PumpTr@xx™ online monitoring system provides you continuous control over your machines. With this system, you can view the most important system parameters with a click on your computer or phone. You can even see the unit's location and set up alarm notifications by text message or e-mail (for example, if the diesel level suddenly dropping in the event of fuel theft).

SERVICE

Gorman-Rupp is a company with more than 85 years of experience. They call us 'The Pump People', because we are passionate about pump design and quality. The reliability of our technology is demonstrated by the maximum 5-year warranty* we offer on our products. In case a technical failure might occur, be assured we offer 24/7 service. With our 20,000 spare parts in stock and 400 rental units, downtime is kept to an absolute minimum.

** Ask for the conditions.*

BUY, RENTAL OR LEASING

Buy, rent or lease, you are always assured of reliable Gorman-Rupp technology. Would you like to have financial flexibility and not immediately tying up your capital in equipment? Gorman-Rupp always has a suitable solution for you. With Gorman-Rupp's Rental program, you can choose from hundreds of rental pumps – for short or long-term use in your projects. We also offer an attractive leasing program with tailor-made financial solutions.

RANGE OF PRODUCTS

Gorman-Rupp S-Line priming assisted pump units: from 3" to 6"

Model	Size	Maximum capacity	Maximum head	Available as*			
				L	LS	A	
						A1	A2
PAE3-60	3"	60 m ³ /h	15 m	×			
PAV3-85	3"	85 m ³ /h	20 m		×		
PA4-160	4"	160 m ³ /h	22 m	×	×		
PA4-175	4"	175 m ³ /h	21 m	×	×	×	×
PA6-380	6"	380 m ³ /h	25 m	×	×	×	×

Gorman-Rupp S-Line self-priming pump units: from 2" to 10"

Model	Size	Maximum capacity	Maximum head	Available as*			
				L	LS	A	
						A1	A2
82-45	2"	45 m ³ /h	64 m	×		×	
83-90	3"	90 m ³ /h	50 m	×		×	
V3-150	3"	160 m ³ /h	21 m	×	×		
V3-160	3"	160 m ³ /h	42 m	×	×		
V4-185	4"	185 m ³ /h	34 m	×	×		
T6-280	6"	280 m ³ /h	27 m	×	×		
V6-425	6"	425 m ³ /h	35 m	×	×		
T8-500	8"	500 m ³ /h	30 m	×	×		
T10-750	10"	750 m ³ /h	33 m	×	×		

* Explanation

L = Liquid, for pumping clean or solids-laden water

LS = Liquid Sewage, for pumping clean, solids-laden and sewage water

A = Abrasive, for pumping abrasive media such as bentonite

A1 = for light or non-frequent use with abrasive liquids

A2 = for medium to heavy use with abrasive liquids

STANDARD AND OPTIONAL EQUIPMENT

		Standard or Optional
Stage V Engine	The modern diesel engines meet the strictest 2016/1628/EU Stage V emission standards - no AdBlue is needed.	●
Easy Off Canopy	Pump unit is equipped with a sound-attenuating enclosure which - for major maintenance - can be removed within a few minutes.	●
Composite Gull-wing Doors	Gull-wing doors, made of plastic composite - impervious to corrosion, scratches and impact resistant, and sound-insulated (hinged doors on the PAE3-60, 82-45 and 83-90).	●
Easy Stack System	Equipped with the Easy Stack System, the S-Line pump sets can be stacked two units high for storage.	○
External Tank Connection	3-way valve for external fuel tank connection.	○
Custom Color Canopy	The enclosure and doors can be provided in the desired RAL color and with your company logo.	○
PumpTr@xx™	S-Line pump units can be equipped with a comprehensive online monitoring system for continuous control over your machines.	○
Discharge Check Valve	In case of high back pressure and / or long discharge piping, the check valve ensures you can start pumping quickly. – S-Line priming assisted – S-Line self-priming	● ○

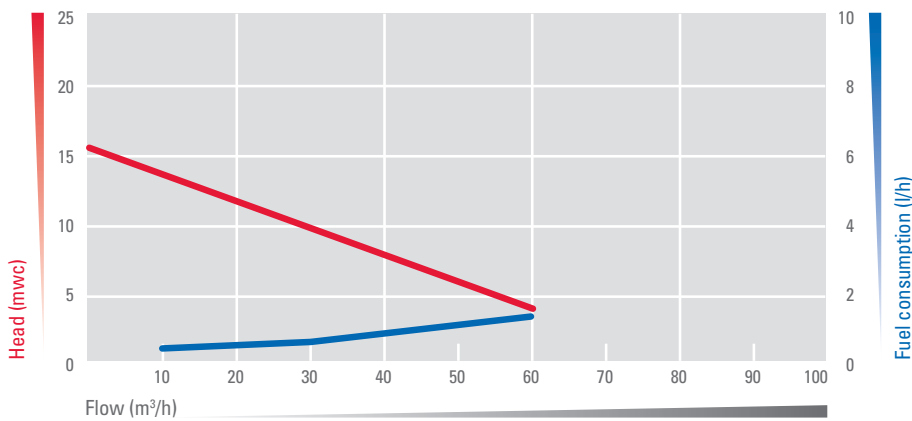
GORMAN-RUPP S-LINE

Specifications

PAE3-60-L

The Gorman-Rupp S-Line PAE3-60-L is a diesel engine-driven priming assisted pump unit for pumping clean or solids-laden water.

PAE3-60 performance



PUMP

PAE3D priming assisted centrifugal pump



ENGINE

Kohler KDW702 water-cooled 4-stroke 686 cc 2-cylinder diesel engine



IMPELLER

6.35" cast iron impeller



PERFORMANCE

Max. 60 m³/h flow or 15 mwc head



DIMENSIONS

3" x 3" BSP-T connection size, max. 23 mm solids

CHASSIS

Steel, fully welded and hot-dip galvanized. Equipped with drain plug, oil spill containment environmental base design and forklift pockets.

ENCLOSURE

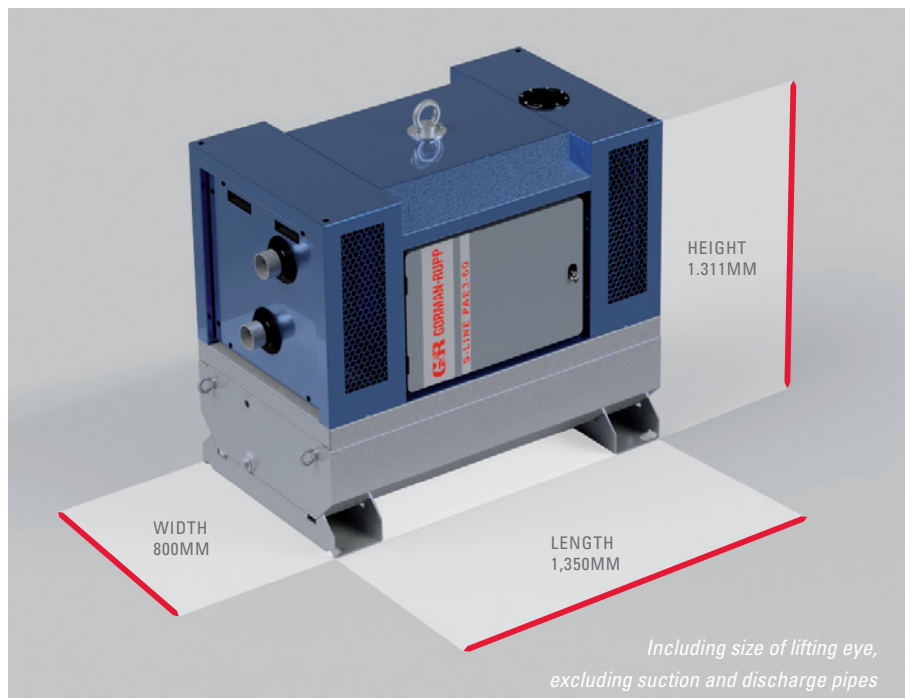
Steel enclosure, powder-coated RAL 5003, with hinged doors.

FUEL TANK

60 liters

TARE WEIGHT

535 kg



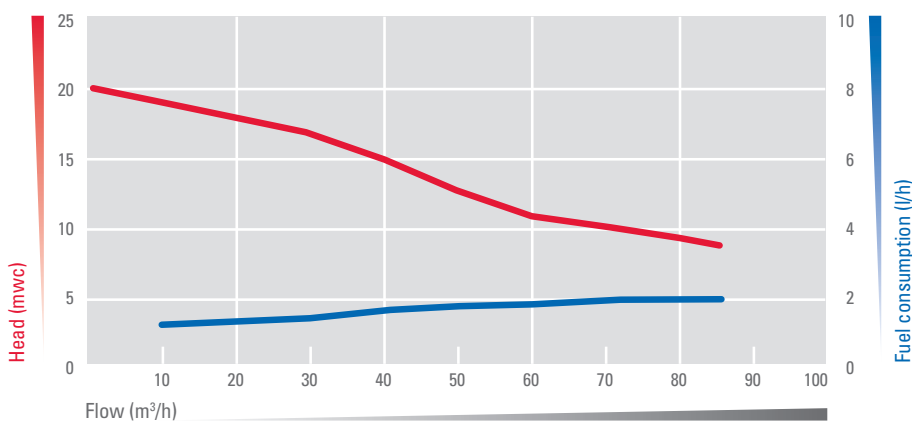
PAV3-85-LS

GORMAN-RUPP S-LINE

Specifications

The Gorman-Rupp S-Line PAV3-85-LS is a diesel engine-driven priming assisted pump unit for pumping clean, solids-laden and sewage water.

PAV3-85 performance



PUMP

Gorman-Rupp PAV3A60D priming assisted centrifugal pump



ENGINE

Kohler KDW702 water-cooled 4-stroke 686 cc 2-cylinder diesel engine



IMPELLER

7.5" ductile iron impeller



PERFORMANCE

Max. 85 m³/h flow or 20 mwc head



DIMENSIONS

3" x 3" BSP-T connection size, max. 76.2 mm solids

CHASSIS

Steel, fully welded and hot-dip galvanized. Equipped with drain plug, oil spill containment environmental base design and forklift pockets.

ENCLOSURE

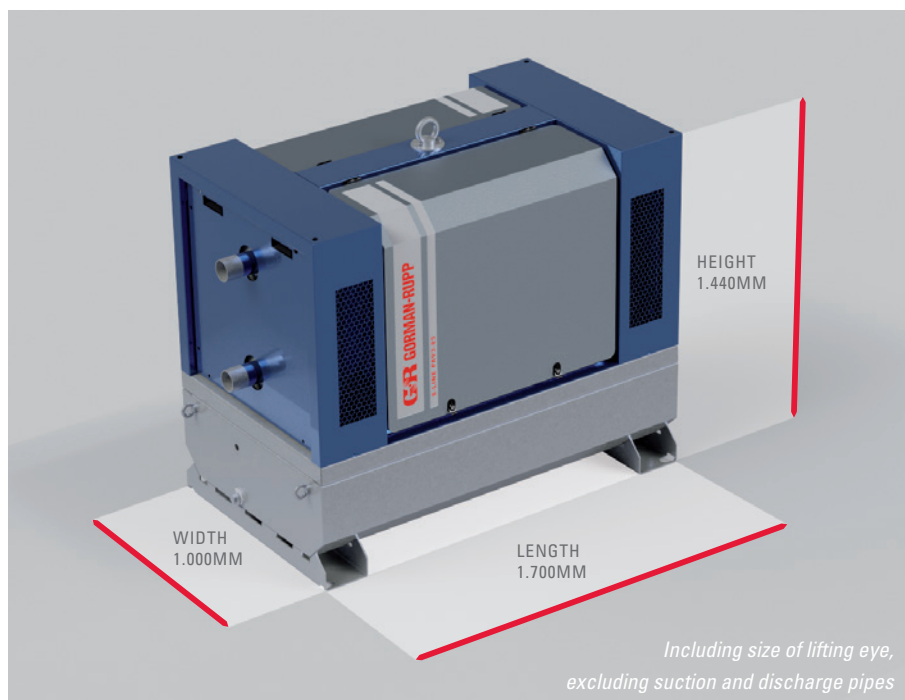
Steel enclosure, powder coated RAL 5003, and sandwich composite gull-wing hinged doors with gas springs.

FUEL TANK

90 liters

TARE WEIGHT

825 kg



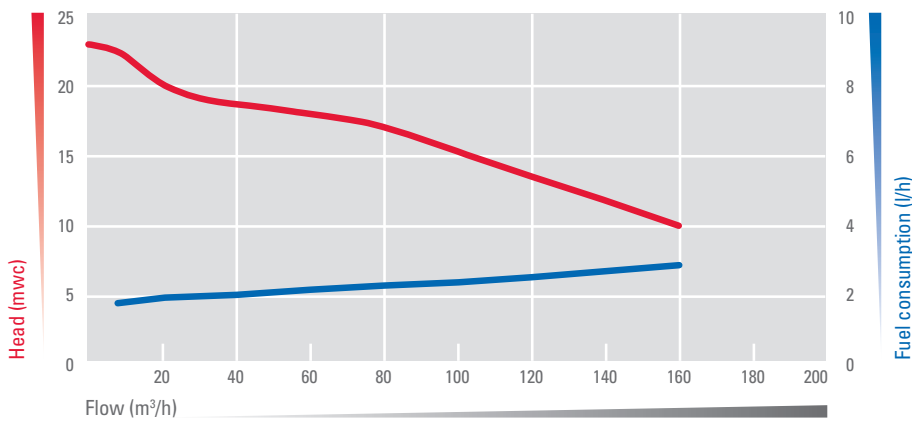
GORMAN-RUPP S-LINE

Specifications

PA4-160-L/LS

The Gorman-Rupp S-Line PA4-160 is a diesel engine-driven priming assisted pump unit for pumping clean or solids-laden water (L-version) and / or sewage (LS-version).

PA4-160 performance



CHASSIS

Steel, fully welded and hot-dip galvanized. Equipped with drain plug, oil spill containment environmental base design and forklift pockets.

FUEL TANK

200 liters

ENCLOSURE

Steel enclosure, powder coated RAL 5003, and sandwich composite gull-wing hinged doors with gas springs.

TARE WEIGHT

965 kg



PUMP

Gorman-Rupp PA4A60D priming assisted centrifugal pump



ENGINE

Kohler KDW1003 water-cooled 4-stroke 1,028 cc 2-cylinder diesel engine



IMPELLER

Semi-open 7" ductile iron impeller LS-version: with 'snaggletooth' wear plate




PERFORMANCE

Max. 160 m³/h flow or 21 mwc head



DIMENSIONS

4" x 4" BSP-T connection size, max. 76.2 mm solids



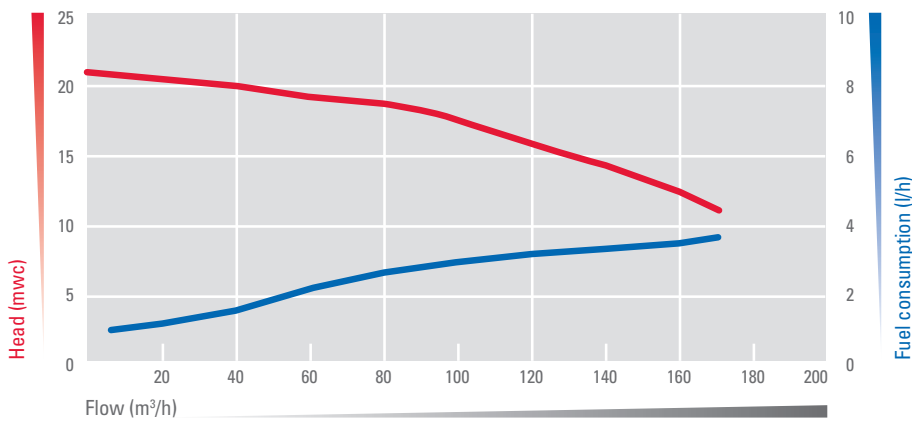
PA4-175-LS/A

GORMAN-RUPP S-LINE

Specifications

The Gorman-Rupp S-Line PA4-175 is a diesel engine-driven priming assisted pump unit for pumping clean, solids-laden and sewage water (LS-version) and / or for all liquids, including abrasives such as bentonite (available in A1- and A2-versions).

PA4-175 performance



CHASSIS

Steel, fully welded and hot-dip galvanized. Equipped with drain plug, oil spill containment environmental base design and forklift pockets.

FUEL TANK

200 liters

ENCLOSURE

Steel enclosure, powder coated RAL 5003, and sandwich composite gull-wing hinged doors with gas springs. Optional half enclosure, with only the engine inside the enclosure.

TARE WEIGHT

1,435 kg



PUMP

Gorman-Rupp PA4E71D priming assisted centrifugal pump



ENGINE

Kohler KDI1903TCR water-cooled 4-stroke 1,861 cc 3-cylinder diesel engine



IMPELLER

Semi-open 8.75" wear-resistant austenitic ADI-A71 cast iron impeller. Optional with HiCr impeller




PERFORMANCE

Max. 175 m³/h flow or 21 mwc head



DIMENSIONS

4" x 4" BSP-T connection size, max. 76.2 mm solids



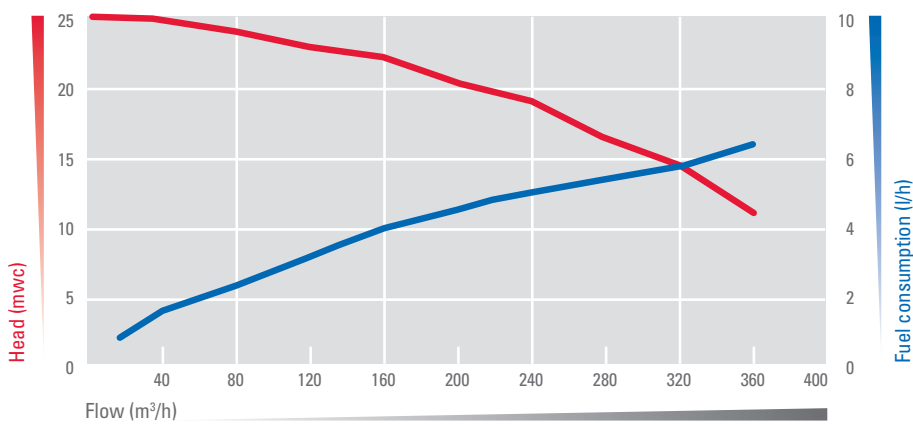
GORMAN-RUPP S-LINE

Specifications

PA6-380-L/LS

The Gorman-Rupp S-Line PA6-380 is a diesel engine-driven priming assisted pump unit for pumping clean or solids-laden water (L-version) and / or sewage (LS-version).

PA6-380 performance



CHASSIS

Steel, fully welded and hot-dip galvanized. Equipped with drain plug, oil spill containment environmental base design and forklift pockets.

FUEL TANK

200 liters

ENCLOSURE

Steel enclosure, powder coated RAL 5003, and sandwich composite gull-wing hinged doors with gas springs.

TARE WEIGHT

1,610 kg



PUMP

Gorman-Rupp PA6C60D priming assisted centrifugal pump



ENGINE

Kohler KDI1903TCR water-cooled 4-stroke 1,861 cc 3-cylinder diesel engine



IMPELLER

Semi-open 10.62" ductile iron impeller. LS-version: with 'snaggletooth' wear plate



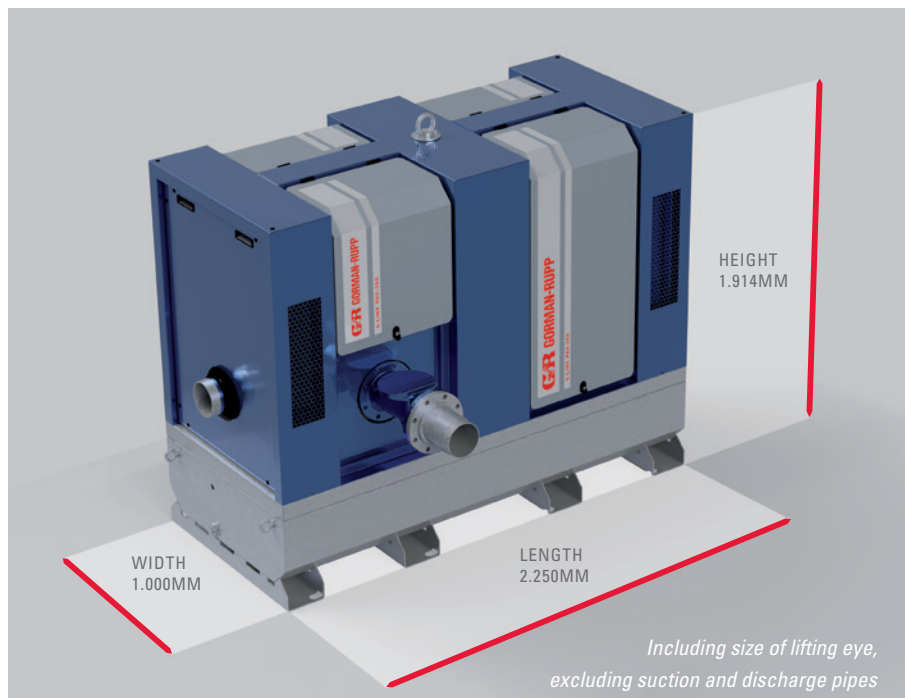
PERFORMANCE

Max. 380 m³/h flow or 25 mwc head



DIMENSIONS

6" x 6" BSP-T connection size, max. 76.2 mm solids



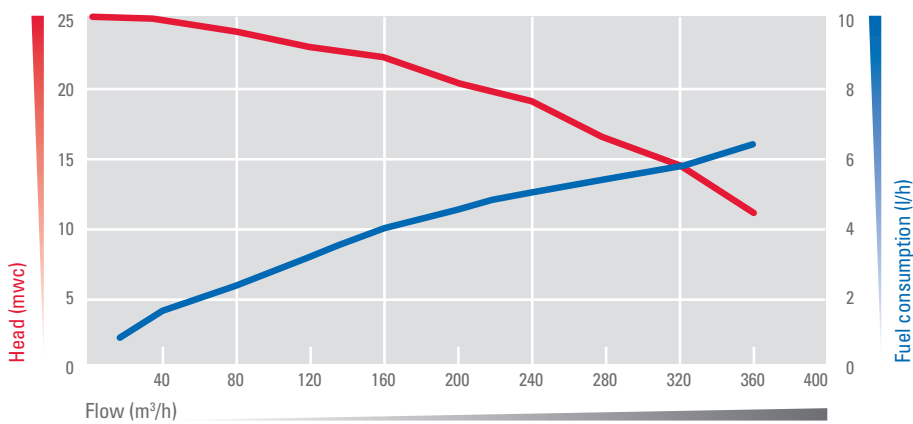
PA6-380-A

GORMAN-RUPP S-LINE

Specifications

The Gorman-Rupp S-Line PA6-380-A is a diesel engine-driven priming assisted pump unit for pumping all liquids, including abrasives such as bentonite. Available in A1- and A2-versions.

PA6-380-A performance



PUMP

Gorman-Rupp PA6C71D priming assisted centrifugal pump



ENGINE

Kohler KDI1903TCR water-cooled 4-stroke 1,861 cc 3-cylinder diesel engine



IMPELLER

Semi-open 10.62" wear-resistant austenitic ADI-A71 cast iron impeller. Optional with HiCr impeller



PERFORMANCE

Max. 380 m³/h flow or 25 mwc head



DIMENSIONS

6" x 6" BSP-T connection size, max. 76.2 mm solids

CHASSIS

Steel, fully welded and hot-dip galvanized. Equipped with drain plug, oil spill containment environmental base design and forklift pockets.

ENCLOSURE

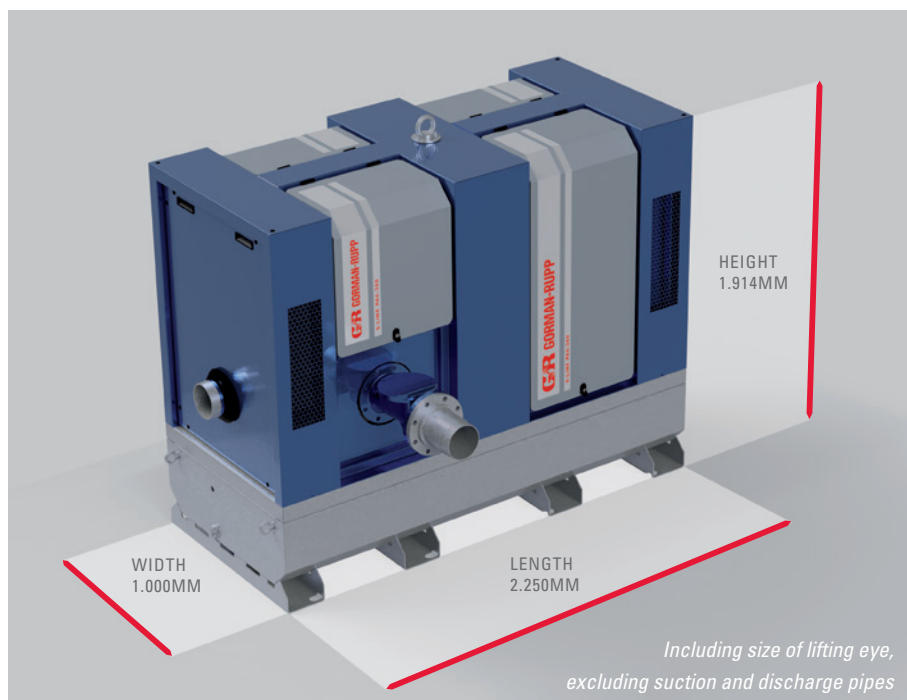
Steel enclosure, powder coated RAL 5003, and sandwich composite gull-wing hinged doors with gas springs.

FUEL TANK

200 liters

TARE WEIGHT

1,610 kg



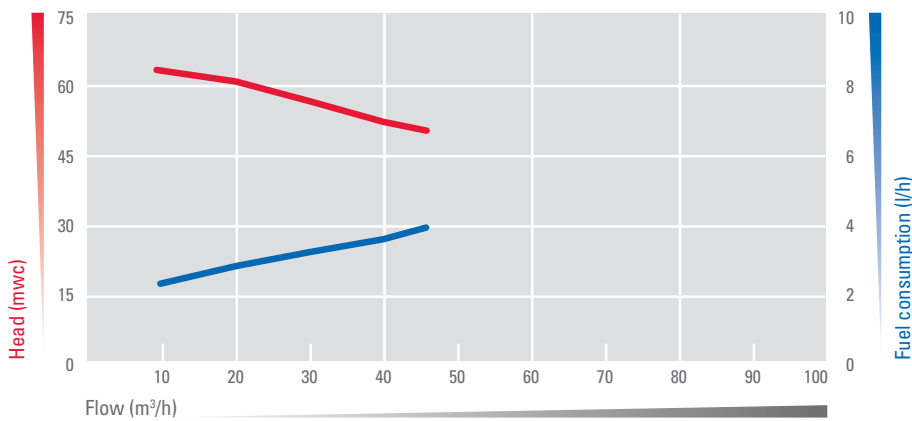
GORMAN-RUPP S-LINE

Specifications

82-45

The Gorman-Rupp S-Line 82-45 is a diesel engine-driven self-priming pump unit for pumping clean or solids-laden water, and for light or non-frequent use for abrasive liquids (A1).

82-45 performance



PUMP

Gorman-Rupp 82H52 self-priming centrifugal pump



ENGINE

Kohler KDW702 water-cooled 4-stroke 686 cc 2-cylinder diesel engine



IMPELLER

7.12" cast iron impeller



PERFORMANCE

Max. 45 m³/h flow or 64 mwc head



DIMENSIONS

2" x 2" BSP-T connection size, max. 19 mm solids

CHASSIS

Steel, fully welded and hot-dip galvanized. Equipped with drain plug, oil spill containment environmental base design and forklift pockets.

ENCLOSURE


Steel enclosure, powder-coated RAL 5003, with hinged doors.

FUEL TANK

60 liters

TARE WEIGHT

580 kg



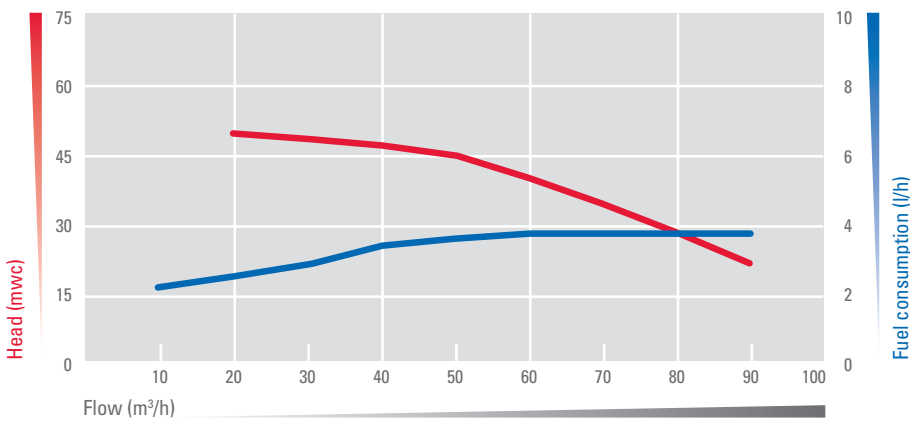
83-90

GORMAN-RUPP S-LINE

Specifications

The Gorman-Rupp S-Line 83-90 is a diesel engine-driven self-priming pump unit for pumping clean or solids-laden water, and for light or non-frequent use for abrasive liquids (A1).

83-90 performance



PUMP

Gorman-Rupp 83B52 self-priming centrifugal pump



ENGINE

Kohler KDW702 water-cooled 4-stroke 686 cc 2-cylinder diesel engine



IMPELLER

6.88" cast iron impeller



PERFORMANCE

Max. 90 m³/h flow or 50 mwc head



DIMENSIONS

3" x 3" BSP-T connection size, max. 20.6 mm solids

CHASSIS

Steel, fully welded and hot-dip galvanized. Equipped with drain plug, oil spill containment environmental base design and forklift pockets.

ENCLOSURE

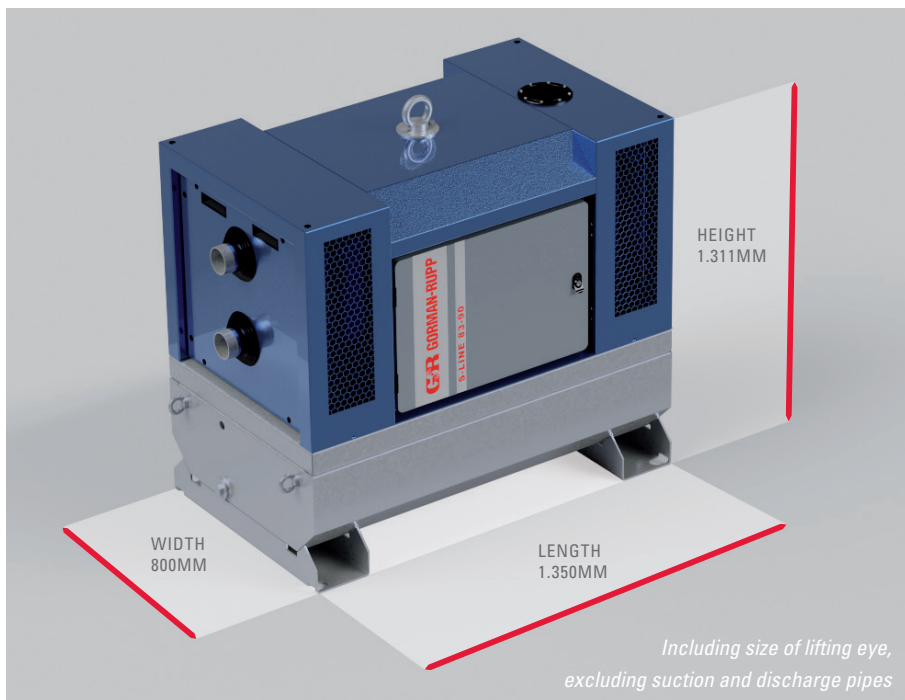
Steel enclosure, powder-coated RAL 5003, with hinged doors.

FUEL TANK

60 liters

TARE WEIGHT

580 kg



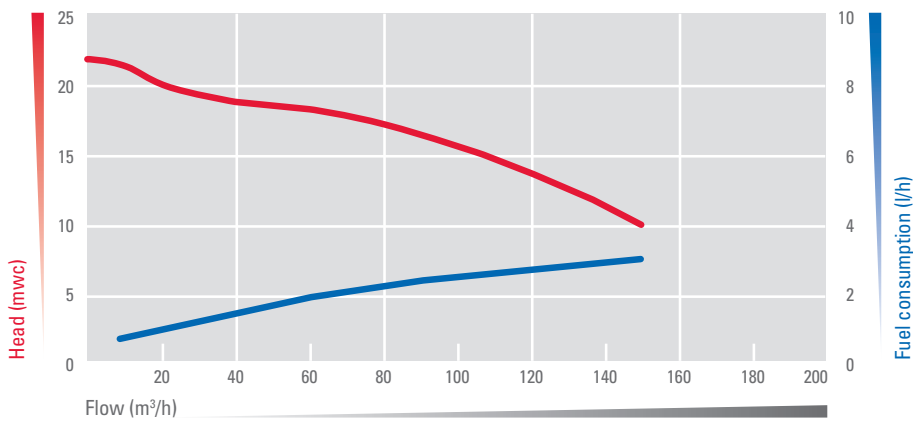
GORMAN-RUPP S-LINE

Specifications

V3-150-L/LS

The Gorman-Rupp S-Line V3-150 is a diesel engine-driven self-priming pump unit for pumping clean or solids-laden water (L-version) and / or sewage (LS-version).

V3-150 performance



CHASSIS

Steel, fully welded and hot-dip galvanized. Equipped with drain plug, oil spill containment environmental base design and forklift pockets.

FUEL TANK

200 liters

ENCLOSURE

Steel enclosure, powder-coated RAL 5003, and sandwich composite gull-wing hinged doors with gas springs.

TARE WEIGHT

1,225 kg



PUMP

Gorman-Rupp V3B60 self-priming centrifugal pump (SAE5/7.5, FM/S1)



ENGINE

Kohler KDW1003 water-cooled 4-stroke 1,028 cc 3-cylinder diesel engine



IMPELLER

8.25" ductile iron impeller LS-version: with 'snaggletooth' wear plate




PERFORMANCE

Max. 150 m³/h flow or 21 mwc head



DIMENSIONS

4" x 3" BSP-T connection size, max. 76.2 mm solids



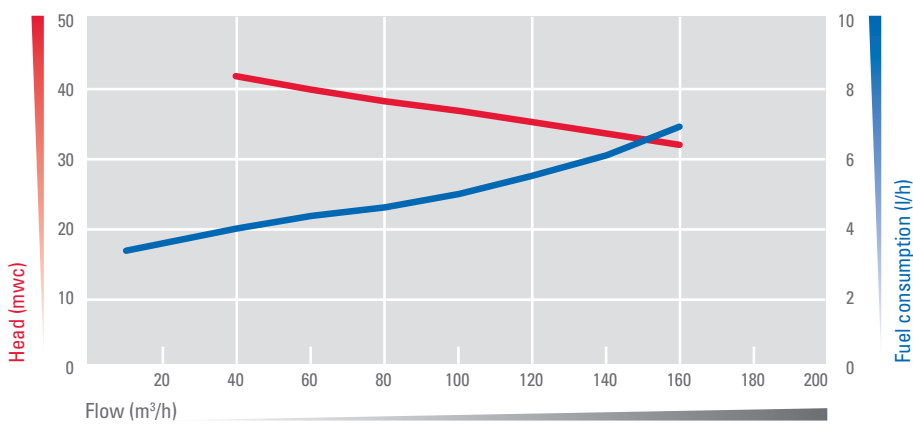
V3-160-L/LS

GORMAN-RUPP S-LINE

Specifications

The Gorman-Rupp S-Line V3-160 is a diesel engine-driven self-priming pump unit for pumping clean or solids-laden water (L-version) and / or sewage (LS-version).

V3-160 performance



CHASSIS

Steel, fully welded and hot-dip galvanized. Equipped with drain plug, oil spill containment environmental base design and forklift pockets.

FUEL TANK

200 liters

ENCLOSURE

Steel enclosure, powder-coated RAL 5003, and sandwich composite gull-wing hinged doors with gas springs.

TARE WEIGHT

1,420 kg



PUMP

Gorman-Rupp V3A60 self-priming centrifugal pump (SAE5/7.5, FM/S1)



ENGINE

Kohler KDW1903TCR water-cooled 4-stroke 1,861 cc 3-cylinder diesel engine



IMPELLER

9.00" ductile iron impeller LS-version: with 'snaggletooth' wear plate



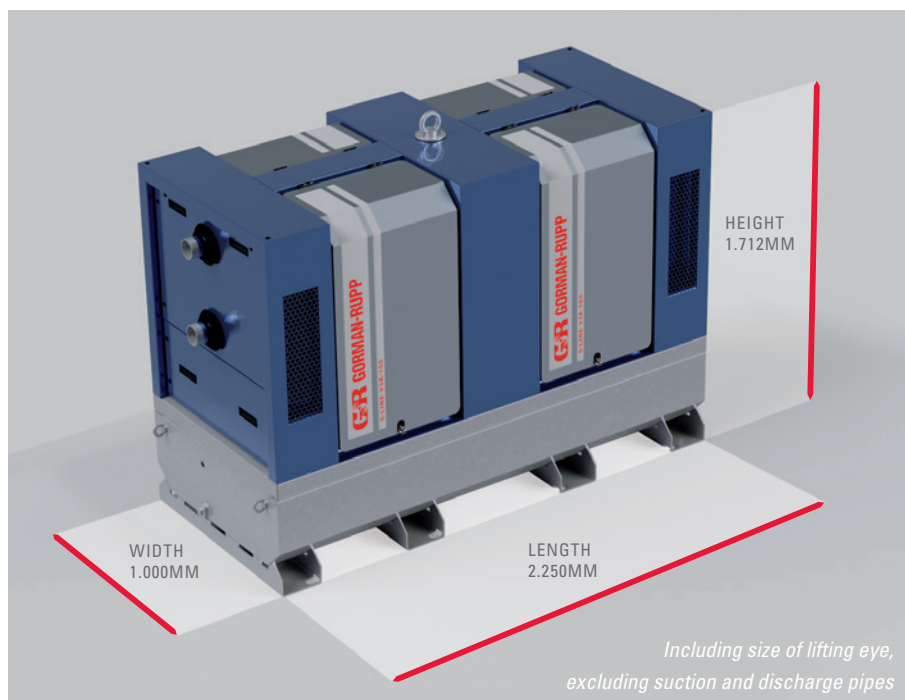
PERFORMANCE

Max. 160 m³/h flow or 42 mwc head



DIMENSIONS

4" x 3" BSP-T connection size, max. 63.5 mm solids



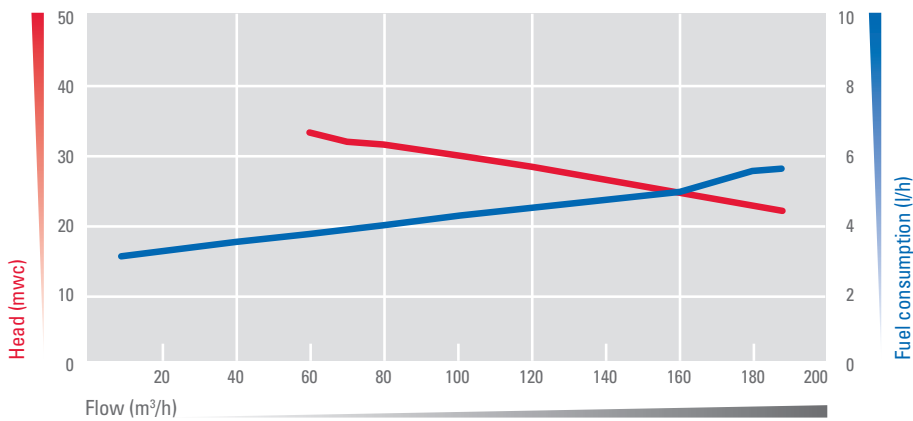
GORMAN-RUPP S-LINE

Specifications

V4-185-L/LS

The Gorman-Rupp S-Line V4-185 is a diesel engine-driven self-priming pump unit for pumping clean or solids-laden water (L-version) and / or sewage (LS-version).

V4-185 performance



CHASSIS

Steel, fully welded and hot-dip galvanized. Equipped with drain plug, oil spill containment environmental base design and forklift pockets.

FUEL TANK

200 liters

ENCLOSURE

Steel enclosure, powder-coated RAL 5003, and sandwich composite gull-wing hinged doors with gas springs.

TARE WEIGHT

1,460 kg



PUMP

Gorman-Rupp V3B60 self-priming centrifugal pump (SAE5/7.5, FM/S1)



ENGINE

Kohler KDI1903TCR water-cooled 4-stroke 1,861 cc 3-cylinder diesel engine



IMPELLER

9.75" ductile iron impeller LS-version: with 'snaggletooth' wear plate




PERFORMANCE

Max. 185 m³/h flow or 34 mwc head



DIMENSIONS

4" x 4" BSP-T connection size, max. 76.2 mm solids



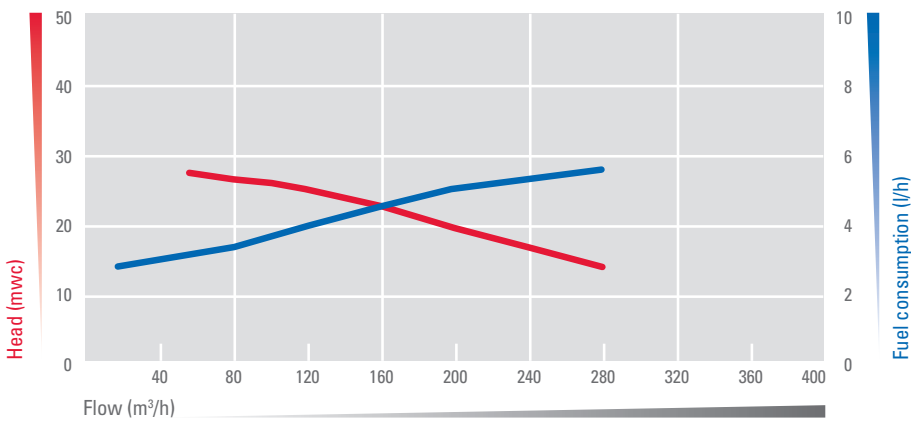
T6-280-L/LS

GORMAN-RUPP S-LINE

Specifications

The Gorman-Rupp S-Line T6-280 is a diesel engine-driven self-priming pump unit for pumping clean or solids-laden water (L-version) and / or sewage (LS-version).

T6-280 performance



CHASSIS

Steel, fully welded and hot-dip galvanized. Equipped with drain plug, oil spill containment environmental base design and forklift pockets.

FUEL TANK

200 liters

ENCLOSURE

Steel enclosure, powder-coated RAL 5003, and sandwich composite gull-wing hinged doors with gas springs.

TARE WEIGHT

1,705 kg



PUMP

Gorman-Rupp T6A60 self-priming centrifugal pump (SAE4)



ENGINE

Kohler KDW1903TCR water-cooled 4-stroke 1,861 cc 3-cylinder diesel engine



IMPELLER

11.00" ductile iron impeller LS-version: with Eradicator™




PERFORMANCE

Max. 280 m³/h flow or 27 mwc head



DIMENSIONS

6" x 6" BSP-T connection size, max. 76.2 mm solids



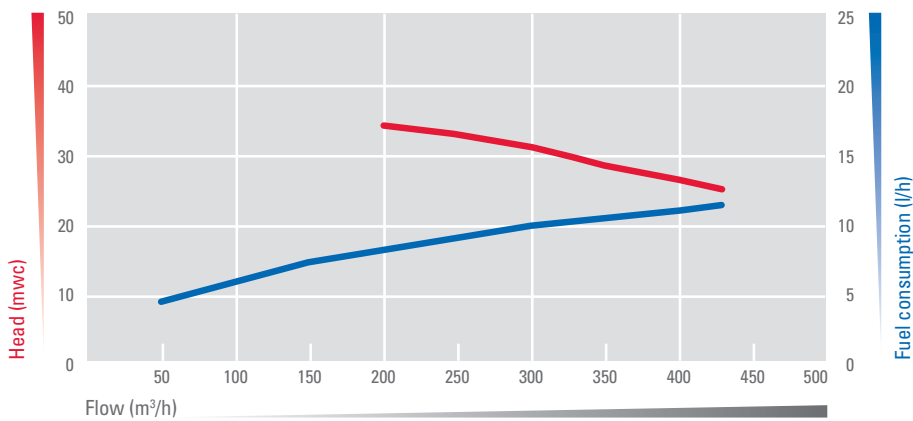
GORMAN-RUPP S-LINE

Specifications

V6-425-L/LS

The Gorman-Rupp S-Line V6-425 is a diesel engine-driven self-priming pump unit for pumping clean or solids-laden water (L-version) and / or sewage (LS-version).

V6-425 performance



CHASSIS

Steel, fully welded and hot-dip galvanized. Equipped with drain plug, oil spill containment environmental base design and forklift pockets.

FUEL TANK

300 liters

ENCLOSURE

Steel enclosure, powder-coated RAL 5003, and sandwich composite gull-wing hinged doors with gas springs.

TARE WEIGHT

1,715 kg



PUMP

Gorman-Rupp V6A60 self-priming centrifugal pump (SAE4)



ENGINE

Kohler KDW2504TCR water-cooled 4-stroke 2,482 cc 4-cylinder diesel engine



IMPELLER

12.00" ductile iron impeller LS-version: with 'snaggletooth' wear plate




PERFORMANCE

Max. 425 m³/h flow or 35 mwc head



DIMENSIONS

8" x 6" BSP-T connection size, max. 76.2 mm solids



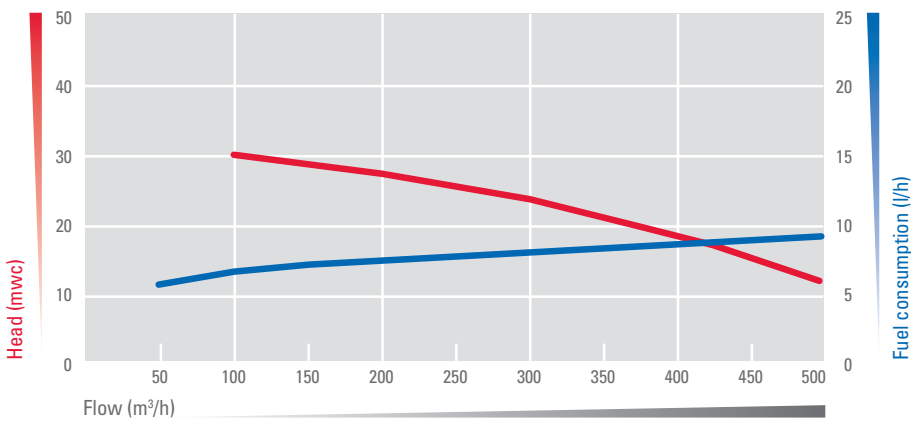
T8-500-L/LS

GORMAN-RUPP S-LINE

Specifications

The Gorman-Rupp S-Line T8-500 is a diesel engine-driven self-priming pump unit for pumping clean or solids-laden water (L-version) and / or sewage (LS-version).

T8-500 performance



CHASSIS

Steel, fully welded and hot-dip galvanized. Equipped with drain plug, oil spill containment environmental base design and forklift pockets.

FUEL TANK

300 liters

ENCLOSURE

Steel enclosure, powder-coated RAL 5003, and sandwich composite gull-wing hinged doors with gas springs.

TARE WEIGHT

2,015 kg



PUMP

Gorman-Rupp T8A60 self-priming centrifugal pump (SAE4)



ENGINE

Kohler KDI2504TCR water-cooled 4-stroke 2,482 cc 4-cylinder diesel engine



IMPELLER

12.75" ductile iron impeller LS-version: with Eradicator™




PERFORMANCE

Max. 500 m³/h flow or 30 mwc head



DIMENSIONS

8" x 8" BSP-T connection size, max. 76.2 mm solids



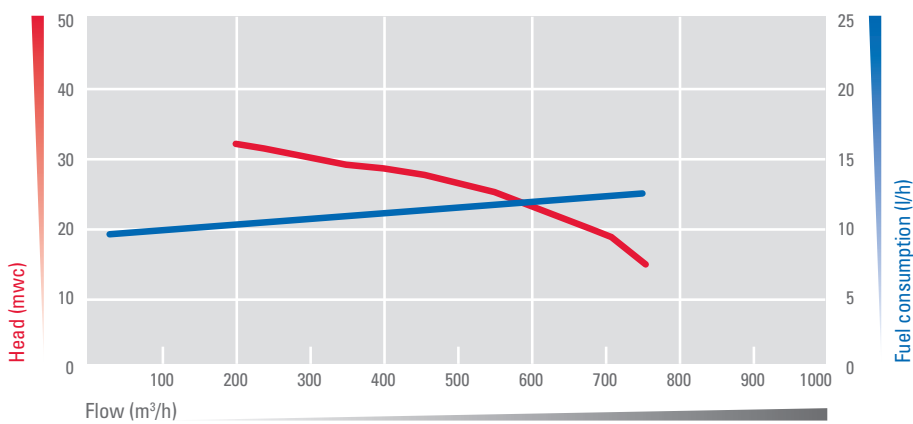
GORMAN-RUPP S-LINE

Specifications

T10-750-L/LS

The Gorman-Rupp S-Line T10-750 is a diesel engine-driven self-priming pump unit for pumping clean or solids-laden water (L-version) and / or sewage (LS-version).

T10-750 performance



CHASSIS

Steel, fully welded and hot-dip galvanized. Equipped with drain plug, oil spill containment environmental base design and forklift pockets.

FUEL TANK

400 liters

ENCLOSURE

Steel enclosure, powder-coated RAL 5003, and sandwich composite gull-wing hinged doors with gas springs.

TARE WEIGHT

2,280 kg



PUMP

Gorman-Rupp T10A60 self-priming centrifugal pump (SAE4)



ENGINE

Kohler KDI2504TCR water-cooled 4-stroke 2,482 cc 4-cylinder diesel engine



IMPELLER

12.25" ductile iron impeller
LS-version: with Eradicator™




PERFORMANCE

Max. 750 m³/h flow
or 33 mwc head



DIMENSIONS

10" x 10" BSP-T connection size,
max. 76.2 mm solids



THE ADVANTAGES OF GORMAN-RUPP S-LINE:

- Meet the strictest emission standards.
- Pleasantly quiet for the environment.
- Built with reliable technology.
- Innovative systems for maximum performance.
- Can be used anywhere and everywhere.

Do you have questions concerning Gorman-Rupp S-Line pump sets? Please contact your local distributor:



The Pump People®

EU-19001-EN_REV012019

The graphs shown in this brochure provide an indication of performance and are based on pumping clean water, without optional accessories. Changes in models, designs, technical specifications, images, or other information in this brochure are reserved. No rights are conferred from any information in this documentation.
© 2019 Gorman-Rupp Europe.