


MODEL U6B - PMB

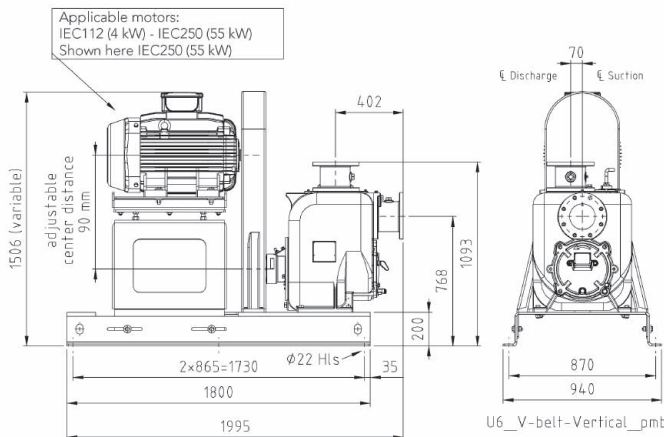
VERTICAL BELT DRIVE



PUMP SPECIFICATIONS

- Size:** 150 mm x 150 mm DIN 2527 (PN16) Flanged.
- Casing:** Gray Iron 30. Maximum Operating Pressure 8,48 Bar.*
- Semi-Open Type, Five Vane Impeller:** Ductile Iron 65-45-12. Handles 31,7 mm Diameter Spherical Solids.
- Impeller Shaft:** Alloy Steel 4150.
- Replaceable Wear Plate:** Gray Iron 30.
- Removable Adjustable Cover Plate:** Gray Iron 30; 36 kg.
- Bearing Housing:** Gray Iron 30.
- Seal Plate:** Gray Iron 30.
- Shaft Sleeve:** Alloy Steel 4130.
- Seal:** Cartridge Type, Mechanical, Oil-Lubricated, Double Floating, Self-Aligning. Silicon Carbide Rotating and Stationary Faces. Stainless Steel 316 Stationary Seat. Fluorocarbon Elastomers (DuPont Viton® or Equivalent). Stainless Steel 18-8 Cage and Spring. Maximum Temperature of Liquid Pumped, 71°C.*

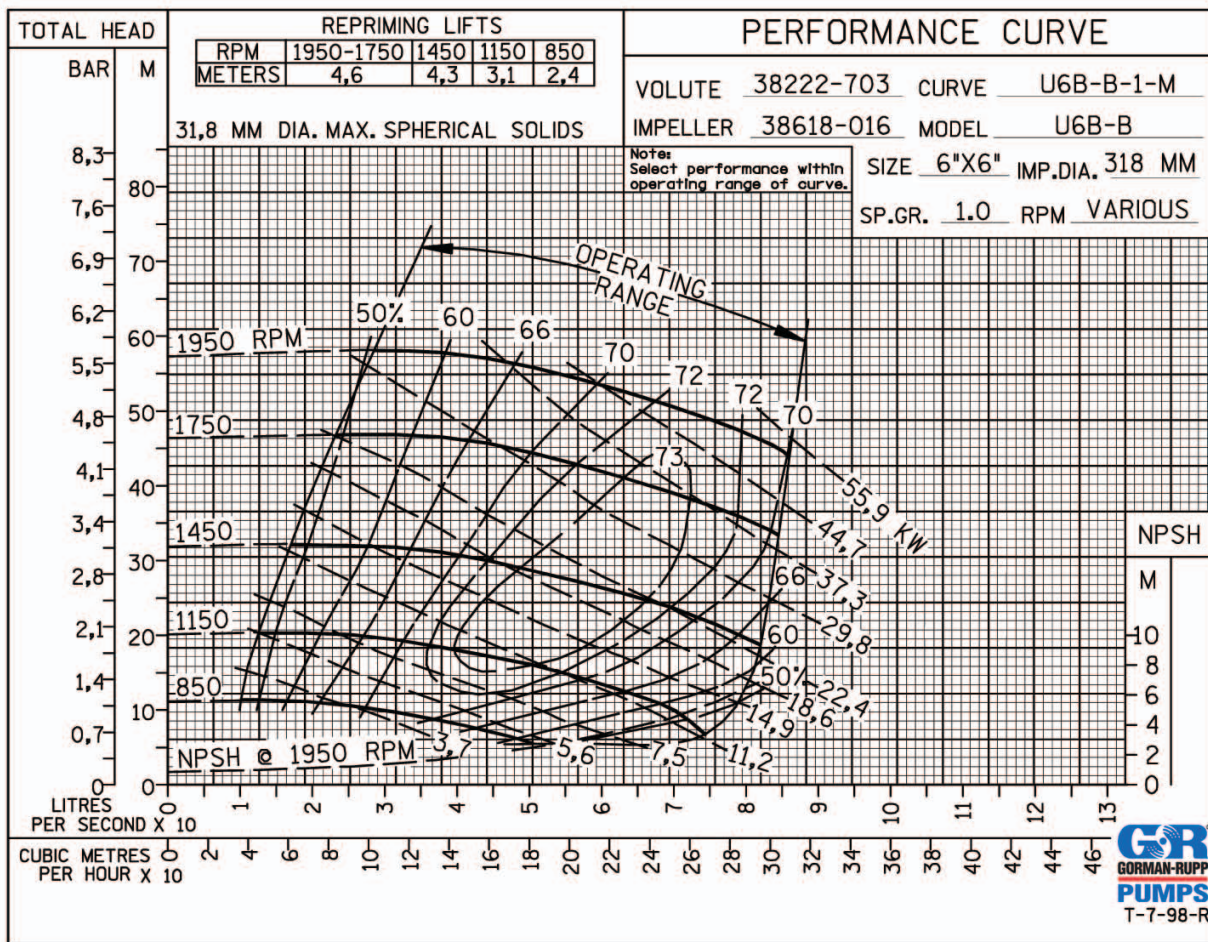
MODEL U6B - PMB



Optional Equipment: G-R Hard Iron or CD4MCu Stainless Steel Impeller, and Wear Plate. Discharge Check Valve. Automatic Air Release Valve. Casing Heater. High Pump Temperature Shutdown Kit.

- Radial and Thrust Bearings:** Open Double Row Ball.
- Bearing and Seal Cavity Lubrication:** SAE 30 Non-Detergent Oil.
- Flanges:** Gray Iron 30.
- Gaskets:** Cork, Rubber, PTFE and Buna-N w/Compressed Synthetic Fibers.
- O-Rings:** Buna-N.
- Hardware:** Standard Plated Steel. Brass Pressure Relief Valve. Bearing and Seal Cavity Oil Level Sight Gauges.

* Consult Gorman-Rupp Europe for applications exceeding maximum pressure and/or temperature indicated.
** Refer to The Gorman-Rupp Specification sheet for details on the available pumps. Premium materials subject to a price adder.



MOTOR DIMENSIONS

W22 - PREMIUM EFFICIENCY			
pole	IV	1500rpm	50Hz
voltage	380V	400V	415V
output (kw)	dimensions w x l x h (mm)	weight (kg)	frame
55	486 x 965 x 655	507	250S/M
45	455 x 886 x 609	420	225S/M
37	455 x 886 x 609	392	225S/M
30	402 x 405 x 767	243	200L
22	360 x 702 x 540	198	180L
18,5	360 x 664 x 540	180	180M
15	329 x 642 x 424	145	160L
11	329 x 598 x 424	109	160M
7,5	271 x 490 x 350	78	132M
5,5	271 x 452 x 350	69	132S
4	222 x 393 x 304	44	112M

UPDATED PMB FRAME

Steel: S235JRG2, powder coated finish.
Zinc plated hardware + nuts.

MOTOR SPECIFICATIONS

Standard Features

- Three-phase, multivoltage, IP55, TEFC;
- Premium efficiency - complying with IE3 efficiency levels according to IEC60034-30;
- Number of Poles: 4*
- Mounting: B3T;
- Voltage: 220-240/380-415V / 380-415/660V;
- Class "F" insulation ($\Delta T=80K$);
- Continuous duty: S1;
- Design N;
- WISE® (WEG Insulation System Evolution) insulation system - Suitable for inverter duty applications*;
- Ambient temperature: 40°C, at 1000 m.a.s.l.;

- Squirrel cage rotor / Aluminium die cast;
- V'Ring seal for frames 63 to 200L and for frames 225S/M to 355A/B;
- Stainless steel nameplate AISI 316;
- Metric threaded cable entries on the terminal box;
- Color: RAL 6002 - Green.

*For additional details about Inverter operation, please contact our technical support.

*Special Insulation for voltage above 575V

Optional Available

- Degree of Protection: IP56, IP65, IP66, IPW56, IPW65 or IPW66