


MODEL PAV3-EDP

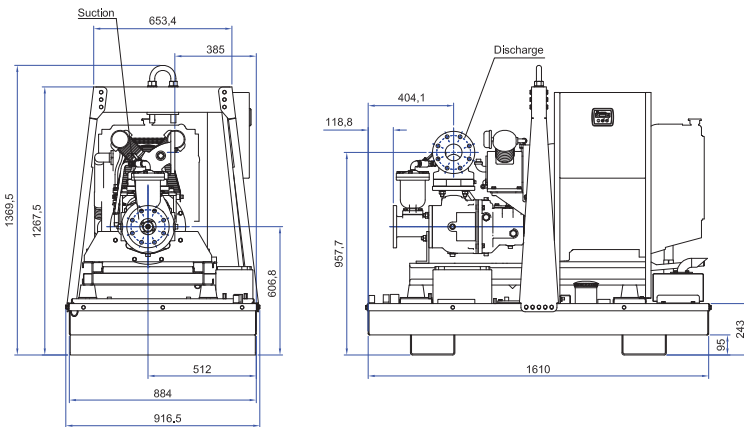
PRIMING ASSISTED VORTEX



PUMP SPECIFICATIONS

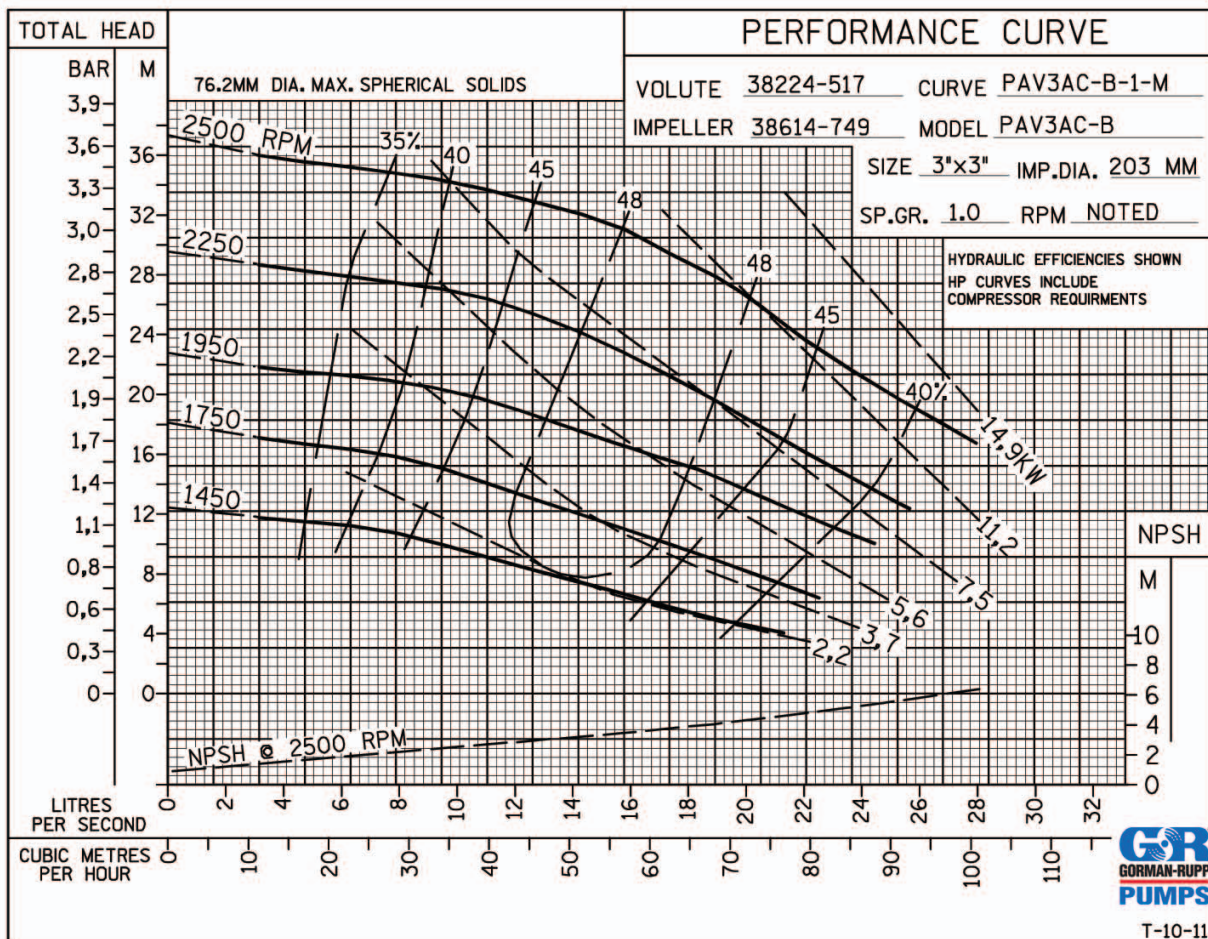
- Size:** 80 mm x 80 mm DIN 2527 (PN16) Flanged.
- Casing:** Gray Iron 30. Maximum Operating Pressure 5,31 Bar.*
- “StaggerwingR” Four Vane Vortex Impeller:** Ductile Iron 65-45-12. Handles 76,2 mm Diameter Spherical Solids.
- Suction Spool:** Gray Iron 30.
- Discharge Flap Valve:** Neoprene w/Nylon and Steel Reinforcing.
- Impeller Shaft:** Alloy Steel 4150M.
- Bearing Housing:** Gray Iron 30.
- Seal:** Cartridge Type, Mechanical, Oil-Lubricated, Double Floating, Self-Aligning Silicon Carbide Rotating and Stationary Faces. Stainless Steel 316 Stationary Seat. Fluorocarbon Elastomers (DuPont VitonR or Equivalent). Stainless Steel 18-8 Cage and Spring. Maximum Temperature of Liquid Pumped 160 °F (71°C).*
- Seal Plate:** Ductile Iron 65-45-12.
- Shaft Sleeve:** Alloy Steel 4130.
- Priming Chamber:** Gray Iron 30 Housing w/Stainless Steel Float and Linkage.
- Discharge Elbow:** Gray Iron 30.
- Thrust and Radial Bearings:** Open Single Ball.
- Bearing and Seal Cavity Lubrication:** SAE 30 Non-Detergent Oil.
- Gaskets:** Vegetable Fiber, Rubber.
- O-Rings:** Buna-N and Fluorocarbon (DuPont Viton® or Equivalent).
- Hardware:** Standard Plated Steel. Bearing and Seal Cavity Oil Level Sight Gauges.
- Priming system:** Belt-driven Air compressor with Venturi

MODEL PAV3-EDP



* Consult Factory for Applications Exceeding Maximum Pressure and/or Temperature Indicated

PERFORMANCE CURVE



ENGINE FEATURES

Pump will be driven by a reliable and durable 3 cylinder, four stroke, direct or indirect, radiator cooled diesel engine from a well-known engine manufacturer. The engine is designed and chosen for a performance which is in line with requirements of the specific Gorman-Rupp pump. This to maximise the output and engine lifetime whilst minimising fuel consumption. Maximum and minimum rpm are set in the engine controls again fine tuned to the engine-pump combination. Consult Gorman-Rupp about applicable engines.

FEATURES AND EQUIPMENT

- Heavy duty air cleaner
- Inlet and exhaust manifolds
- Fuel lift pump
- Injection pump(s)
- Fuel filter/agglomerator
- Gear-driven positive displacement type lubricating oil pump
- Spin-on lubricating oil filter
- Low oil pressure switch
- Thermostatically-controlled system with circulation pump and belt-driven pusher fan
- Mounted radiator with full guarding
- High engine temperature switch
- Low coolant level switch (not on all models)
- 12V Starter motor
- 12V Alternator
- 12V Stop solenoid
- Operators' handbook

A worldwide network comprising teams of specialists, strategically planned parts stores and all necessary technical facilities ensure comprehensive, competent and reliable service to all customers.

Standard Equipment

Single Point Lift. Manual/Auto start Engine Control Panel with Display for: Battery voltage, Engine speed, Hours counter and Alarms for low Oil Pressure and high Coolant Temperature. Float Switch (Liquid Level Controller). Throttle Control.

Features

- Fully integrated residential exhaust silencer
- High capacity fully banded fuel tank (min. 24 Hr capacity)
- Oil-water separator
- Steel wire braided fuel lines
- Mechanical fuel gauge
- Large fuel filler cap
- Spill containment and base with integral drains and forklift pockets
- Anti vibration mounts fitted between base and sub-frame
- Starting battery with leads and terminals
- Single point lifting facility
- "Basic" control panel providing advanced engine monitoring and protection features

Key benefits

- Manufactured from galvanized steel
- Central lifting facility
- Base frame extends beyond enclosure protecting against handling damage
- Minimal external fixings exposed to environment
- Compact design minimizes transportation costs
- 110% banded (fuel and engine fluids)
- Fully integrated exhaust system
- Prepared for easy fitting of accessories like spark arrestor, air release valve or non-return valve
- Standard DIN suction and discharge flanges
- Document holder for wiring diagrams and manuals

Options

- "Deluxe" control panel which monitors an extensive number of engine parameters and will display warnings, shutdown and engine status information on the backlit LCD screen, illuminated LEDs, remote PC and via SMS text alerts (with external modem).
- Hot dip galvanized base
- Spark arrestor
- Solar charger
- Galvanized Suction and discharge
- 3 Way Fuel Valve
- Air Release Valve
- Anti-Snore Limit Switch
- Discharge Check Valve
- Self-Cleaning Wear Plate
- G-R Hard Iron or Stainless Steel Impeller and Wear Plate
- Pump Temperature shutdown kit
- 240 V Casing Heater
- Battery Isolator