


GORMAN-RUPP



Electric Powered Pumps



POWERFUL
ELECTRIC DRIVEN
MOBILE PUMP SETS



The Pump People®

www.grpumps.eu



GORMAN-RUPP EUROPE



EUROPE

A Legacy of Innovation and Excellence

Founded in 1933, Gorman-Rupp pioneered the development of the first self-priming centrifugal pump. Since then, we have partnered with customers worldwide to address their solids-handling and clean fluid transfer needs. With over one million Gorman-Rupp pumps and pump stations installed globally, we have unparalleled experience and a deep understanding of pumping requirements.

Gorman-Rupp Europe, a vital part of the Gorman-Rupp Group, is dedicated to serving our European customers.

Unmatched Quality and Selection

As Europe's premier supplier of self-priming pumps and pumping systems, Gorman-Rupp offers access to one of the most extensive selections of high quality pumps available today.

Our state-of-the-art facility in Waardenburg, the Netherlands, is equipped with advanced engineering, manufacturing, testing, and warehousing capabilities. Our seasoned engineers leverage cutting-edge technologies and innovations to design, manufacture, and assemble our products.



GORMAN-RUPP EUROPE

Our Promise to European Customers

Application and Engineering Support:

Expert guidance to ensure you get the right solutions for your applications.

Training through the Gorman-Rupp Academy:

Extensive training programs to empower our distributors and customers.

Maintenance and Repair:

Professional maintenance and repair services to keep your pumps running smoothly.

Assembly:

Custom assembly services to meet your specific requirements.

Warehouse and Logistics:

Efficient warehousing and logistics to ensure timely delivery of products.

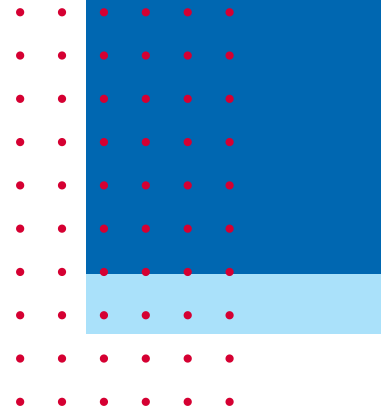
At Gorman-Rupp Europe, we are dedicated to delivering innovative, high-quality products and exceptional service to meet the diverse needs of our customers

Industries we serve

- Construction
- Governments & Municipalities
- Industrial
- Agricultural
- OEM
- Mining
- Oil and Gas

TABLE OF CONTENTS

- 02 About Gorman Rupp Europe
- 03 About Gorman Rupp Europe
- 05 E-line Introduction
- 06 Why Choose Gorman-Rupp?
- 07 Key Features of E-Line
- 08 Gorman-Rupp Core Technology
- 09 Eradicator® Solids Management System
- 10 Variable Frequency Drive (VFD)
- 11 E-Line 82-7.5-2 wet self-priming pump
- 12 E-Line 82-11-2 wet self-priming pump
- 13 E-Line 83-11-2 wet self-priming pump
- 14 E-Line 83-15-2 wet self-priming pump
- 15 E-Line T2-5.5-4 self-priming centrifugal pump
- 16 E-Line T2-7.5-2 self-priming centrifugal pump
- 17 E-Line VPA3-5.5-4 prime assisted centrifugal pump
- 18 E-Line PAV4-22-6 prime assisted centrifugal pump
- 19 E-Line PAV4-30-4 prime assisted centrifugal pump
- 20 E-Line PAV6-22-6 prime assisted centrifugal pump
- 21 E-Line PA4-15-4 prime assisted centrifugal pump
- 22 E-Line PAV6-30-4 prime assisted centrifugal pump
- 23 E-Line PA6-30-4 prime assisted centrifugal pump
- 24 Options for E-line series
- 25 Options Compliance Table
- 26 Main Applications for E-line



WHERE BLUE MEETS GREEN





The E-Line is a series of mobile electric-driven pumps from Gorman-Rupp, designed to meet a wide range of needs with unmatched efficiency and durability.

These compact, robust and easy-to-use pump sets are the ideal solution for various applications.

Whether on a construction site, at an industrial plant, or in wastewater management, with the Gorman-Rupp electric driven mobile pumps, you can be confident that the job will be done right.



WHERE BLUE  MEETS GREEN



WHY CHOOSE GORMAN-RUPP?

When it comes to reliable and innovative pump solutions, Gorman-Rupp stands out as a leader in the industry. Gorman-Rupp's commitment to excellence and customer satisfaction sets it apart.

Here are a few reasons why you should choose Gorman-Rupp for your pumping needs:

Heritage of Quality:

Having nearly a century of experience in pump technology, Gorman-Rupp is synonymous with quality and reliability.

Our pumps are built to last, providing you with peace of mind and exceptional value.

Innovation:


We are committed to continuous innovation, ensuring our products meet the highest standards and incorporate the latest technological advancements.

Customer Support:

Our dedicated support team is always ready to assist you. From design, installation to maintenance, we provide comprehensive support to ensure your operations run smoothly.



The Pump People®



KEY FEATURES



Electric Powered Pumps



Proven Gorman-Rupp Pump Technologies



Electric Motors with Integrated VFD



Simple and Intuitive Operation



Available in Various Models



CO2 Emission-Free Operation on site



Heavy-Duty Construction and Quality



Stackable Design



Whisper Quiet Operation



Up to 5 years of warranty



Easy maintenance



Made in Europe, built for Europe



Custom-made options



The Pump People

GORMAN-RUPP CORE TECHNOLOGY

Self-Priming Pumps

Gorman-Rupp specializes in advanced self-priming pump technology, where the pump is positioned above the liquid. We offer two distinct types of self-priming pumps:

Wet Self-Priming Pumps and Prime-Assisted (Dry Self-Priming) Pumps.



The Pump People®

Dry Prime-Assisted Centrifugal Pumps

As the name suggests, dry prime-assisted pumps can start even when the system, including the pump casing, is empty. These centrifugal pumps feature an additional priming assist device, typically an air vacuum diaphragm pump or a compressor/venturi system.

How They Work:

- When the pump starts, the vacuum pump creates a vacuum in the suction line.
- Atmospheric pressure then pushes the liquid into the suction line, priming the pump.

This technology ensures reliable performance and ease of use, making it ideal for various industrial applications.

For more information on dry prime assisted centrifugal pumps, please refer to our comprehensive white paper available through the QR code below.



Wet Self-Priming Centrifugal Pumps

Wet self-priming pumps require the pump casing to be initially filled with liquid before starting.

These pumps have two chambers: a vacuum chamber and a pressure chamber, connected by a recirculation port.

How They Work:

- Upon starting, centrifugal forces create a pressure difference on the impeller, mixing air from the suction pipe with the liquid inside the pump casing.
- This mixture moves through the impeller into the pressure chamber (volute).
- Heavier water is recirculated back through the recirculation port, while lighter air escapes through the discharge.
- The process continues until all air is expelled from the suction line, allowing the pump to deliver a steady flow of liquid under pressure.

This method ensures efficient operation and reliable performance in various pumping applications.

For more information on self-priming pumps, please refer to our comprehensive white paper available through the QR code below.



ERADICATOR[®]

SOLIDS MANAGEMENT SYSTEM




The Pump People[®]

Some applications are tougher than others. Whether you are dealing with today's "New Sewage", sanitary wipes, plastic bags, feathers, hair, sludge, stringy material or any other type of debris, downtime costs you money.

The Eradicator[®] Gorman-Rupp's innovative Solids Management System consists of a patented lightweight inspection cover allowing easy access to the impeller, an innovative back cover plate incorporating an obstruction-free flow path and a new, aggressive self-cleaning wear plate that includes notches and grooves in combination with a revolutionary "tooth" designed to constantly and effectively clear the eye of the impeller.

ERADICATOR[®]
Solids Management System



For more information,
please scan the QR
code.



WHATEVER THE APPLICATION, THE CHOICE IS YOURS!




The Pump People®

All E-Line pump sets are driven by an electric motor, combined with a Variable Frequency Drive (VFD) for optimized control and flexibility.

Since the VFD is separated from the control panel, pump operation is safe and easy.


It helps to run the pump within its optimized efficiency, reducing energy consumption, costs and environmental impact.





E line

Electric Powered Pumps



E-LINE 82-7.5-2

The Gorman-Rupp E-Line 82-7.5-2 is an electric driven wet self-priming pump set for pumping clean and dirty water and for light or non-frequent use of abrasive fluids.

PRODUCT DESCRIPTION

Gorman-Rupp 82H52 self-priming centrifugal pump
7.5 kW IE3 premium efficiency electric motor with
integrated variable frequency drive (VFD)

Control panel with mainswitch, emergency switch,
pump on/off and speed control.

For detailed
information,
please refer to
the QR code
below.



SPECIFICATIONS

Suction size : 2"

Connection suction side : Perrot Male

Discharge size : 2"

Connection discharge side : Storz, camdistance 81 mm

Solids handling capacity : 19 mm

Dimensions : 1480 mm(L)*680 mm(W)*1090 mm(H)


Weight : 360 kg

Maximum flow : 47,5 m³/h

Maximum discharge head: 60 mWc


GR
GORMAN-RUPP
PUMPS

The Pump People®



E line

Electric Powered Pumps



E-LINE 82-11-2

The Gorman-Rupp E-Line 82-11-2 is an electric driven wet self-priming pump set for pumping clean and dirty water and for light or non-frequent use of abrasive fluids.

PRODUCT DESCRIPTION

Gorman-Rupp 82H52 self-priming centrifugal pump

11 kW IE3 premium efficiency electric motor with integrated variable frequency drive (VFD)

Control panel with mains switch, emergency switch, pump on/off and speed control.

For detailed information, please refer to the QR code below.



SPECIFICATIONS

Suction size : 2"

Connection suction side : Perrot Male

Discharge size : 2"

Connection discharge side : Storz, camdistance 81 mm

Solids handling capacity : 19 mm

Dimensions : 1480 mm(L)*680 mm(W)*1090 mm(H)


Weight : 440 kg

Maximum flow : 47,5 m³/h

Maximum discharge head: 63 mWc


GR
GORMAN-RUPP
PUMPS

The Pump People®



E line

Electric Powered Pumps



E-LINE 83-11-2

The Gorman-Rupp E-Line 83-11-2 is an electric driven wet self-priming pump set for pumping clean and dirty water and for light or non-frequent use of abrasive fluids.

PRODUCT DESCRIPTION

Gorman-Rupp 83B52 self-priming centrifugal pump

11 kW IE3 premium efficiency electric motor with integrated variable frequency drive (VFD)

Control panel with mains switch, emergency switch, pump on/off and speed control.

For detailed information, please scan the QR code below.



SPECIFICATIONS

Suction size : 3"

Connection suction side : Perrot Male

Discharge size : 3"

Connection discharge side : Storz, camdistance 81 mm

Solids handling capacity : 20,6 mm

Dimensions : 1480 mm(L)*680 mm(W)*1090 mm(H)


Weight : 455 kg

Maximum flow : 90 m³/h

Maximum discharge head: 50 mWc


GR
GORMAN-RUPP
PUMPS

The Pump People®



E line

Electric Powered Pumps



E-LINE 83-15-2

The Gorman-Rupp E-Line 83-15-2 is an electric driven wet self-priming pump set for pumping clean and dirty water and for light or non-frequent use of abrasive fluids.

PRODUCT DESCRIPTION

Gorman-Rupp 83B52 self-priming centrifugal pump

15 kW IE3 premium efficiency electric motor with integrated variable frequency drive (VFD)

Control panel with mains switch, emergency switch, pump on/off and speed control.

For detailed information, please scan the QR code below.



SPECIFICATIONS

Suction size : 3"

Connection suction side : Perrot Male

Discharge size : 3"

Connection discharge side : Storz, camdistance 81 mm

Solids handling capacity : 20,6 mm

Dimensions : 1480 mm(L)*680 mm(W)*1090 mm(H)


Weight : 470 kg

Maximum flow : 90 m³/h

Maximum discharge head: 54 mWc


GR
GORMAN-RUPP
PUMPS

The Pump People



E line

Electric Powered Pumps



E-LINE T2-5.5-4

The Gorman-Rupp E-Line T2-5.5-4 is an electric driven self-priming centrifugal pump set for pumping clean, dirty and sewage water.

PRODUCT DESCRIPTION

Gorman-Rupp T2C60SC self priming centrifugal pump

5,5 kW IE3 premium efficiency electric motor with integrated variable frequency drive (VFD)

Control panel with mains switch, emergency switch, pump on/off and speed control.

For detailed information, please scan the QR code below.



SPECIFICATIONS

Suction size : 2"

Connection suction side : Perrot Male

Discharge size : 2"

Connection discharge side : Perrot Male

Solids handling capacity : 38 mm

Dimensions : 1480 mm(L)*680 mm(W)*1090 mm(H)


Weight : 410 kg

Maximum flow : 47,5 m³/h

Maximum discharge head: 31,5 mWc


GR
GORMAN-RUPP
PUMPS

The Pump People®



E line

Electric Powered Pumps



E-LINE T2-7.5-2

The Gorman-Rupp E-Line T2-7.5-2 is an electric driven self-priming centrifugal pump set for pumping clean, dirty and sewage water.

PRODUCT DESCRIPTION

Gorman-Rupp T2C60SC self priming centrifugal pump
7,5 kW IE3 premium efficiency electric motor with
integrated variable frequency drive (VFD)

Control panel with mains switch, emergency switch,
pump on/off and speed control.

For detailed
information,
please scan the
QR code below.



SPECIFICATIONS

Suction size : 2"

Connection suction side : Perrot Male

Discharge size : 2"

Connection discharge side : Perrot Male

Solids handling capacity : 38 mm

Dimensions : 1480 mm(L)*680 mm(W)*1090 mm(H)


Weight : 415 kg

Maximum flow : 50 m³/h


Maximum discharge head: 34 mWc

GR
GORMAN-RUPP
PUMPS

The Pump People



Electric Powered Pumps



E-LINE VPA3-5.5-4

The Gorman-Rupp E-Line VPA3-5.5-4 is an electric driven prime assisted centrifugal pump set for pumping clean, dirty and sewage water.

PRODUCT DESCRIPTION

Gorman-Rupp VPA3A60D prime assisted centrifugal pump

5,5 kW IE3 premium efficiency electric motor with integrated variable frequency drive (VFD)

Control panel with mains switch, emergency switch, pump on/off and speed control.

For detailed information, please scan the QR code below.



SPECIFICATIONS

Suction size : 3"

Connection suction side : Perrot Male

Discharge size : 3"

Connection discharge side : Perrot Male

Solids handling capacity : 28,5 mm

Dimensions : 1680 mm(L)*680 mm(W)*1090 mm(H)


Weight : 415 kg

Maximum flow : 68 m³/h

Maximum discharge head: 22 mWc



The Pump People®



Electric Powered Pumps



E-LINE PAV4-22-6

The Gorman-Rupp E-Line PAV4-22-6 is an electric driven prime assisted centrifugal pump set for pumping clean and dirty water, sewage water and abrasive fluids.

PRODUCT DESCRIPTION

Gorman-Rupp 6404VA71 prime assisted vortex centrifugal pump

22 kW IE4 Super premium efficiency electric motor with variable frequency drive (VFD) combined with an

2,2 kW IE4 electric motor for the vacuum pump

Control panel with mainswitch, emergency switch, pump on/off and speed control.

For detailed information, please scan the QR code below.



SPECIFICATIONS

Suction size : 4"

Connection suction side : Perrot Male

Discharge size : 4"

Connection discharge side : Perrot Male

Solids handling capacity : 76,2 mm

Dimensions : 2295 mm(L)*1250 mm(W)*1660 mm(H)


Weight : 1480 kg

Maximum flow : 215 m³/h

Maximum discharge head: 25 mWc



The Pump People®



Electric Powered Pumps



E-LINE PAV4-30-4

The Gorman-Rupp E-Line PAV4-30-4 is an electric driven prime assisted centrifugal pump set for pumping clean and dirty water, sewage water and abrasive fluids.

PRODUCT DESCRIPTION

Gorman-Rupp 6404VA71 prime assisted vortex centrifugal pump

30 kW IE4 Super premium efficiency electric motor with variable frequency drive (VFD), combined with an

2,2 kW IE4 electric motor for the vacuum pump

Control panel with mainswitch, emergency switch, pump on/off and speed control.

For detailed information, please scan the QR code below.



SPECIFICATIONS

Suction size : 4"

Connection suction side : Perrot Male

Discharge size : 4"

Connection discharge side : Perrot Male

Solids handling capacity : 76,2 mm

Dimensions : 2295 mm(L)*1250 mm(W)*1660 mm(H)


Weight : 1515 kg

Maximum flow : 220 m³/h

Maximum discharge head: 30 mWc



The Pump People®



Electric Powered Pumps



E-LINE PAV6-22-6

The Gorman-Rupp E-Line PAV6-22-6 is an electric driven prime assisted centrifugal pump set for pumping clean- and dirty water, sewage water and abrasive fluids.

PRODUCT DESCRIPTION

Gorman-Rupp 6406VA71 prime assisted vortex centrifugal pump

22 kW IE4 Super premium efficiency electric motor with variable frequency drive (VFD), combined with an

2,2 kW IE4 electric motor for the vacuum pump

Control panel with mainswitch, emergency switch, pump on/off and speed control.

For detailed information, please scan the QR code below.



SPECIFICATIONS

Suction size : 6"

Connection suction side : Perrot Male

Discharge size : 6"

Connection discharge side : Perrot Male

Solids handling capacity : 101,6 mm

Dimensions : 2425 mm(L)*1250 mm(W)*1660 mm(H)


Weight : 1650 kg

Maximum flow : 360 m³/h

Maximum discharge head: 22,5 mWc



The Pump People®



E line

Electric Powered Pumps



E-LINE PA4-15-4

The Gorman-Rupp E-Line PA4-15-4 is an electric driven prime assisted centrifugal pump set for pumping clean, dirty and sewage water.

PRODUCT DESCRIPTION

Gorman-Rupp PA4A60D prime assisted centrifugal pump
15 kW IE4 Super premium efficiency electric motor with variable frequency drive (VFD, combined with an
2,2 kW IE4 electric motor for the vacuum pump
Control panel with mainswitch, emergency switch,
pump on/off and speed control.


For detailed information, please scan the QR code below.



SPECIFICATIONS

Suction size : 4"
Connection suction side : Perrot Male
Discharge size : 4"
Connection discharge side : Perrot Male
Solids handling capacity : 76,2 mm
Dimensions : 2335 mm(L)*1250 mm(W)*1660 mm(H)
Weight : 1470 kg
Maximum flow : 160 m³/h
Maximum discharge head: 18 mWc





E line

Electric Powered Pumps



E-LINE PA4-30-4

The Gorman-Rupp E-Line PAV6-30-4 is an electric driven prime assisted centrifugal pump set for pumping clean and dirty water, sewage water and abrasive fluids.

PRODUCT DESCRIPTION

Gorman-Rupp PA4A60D prime assisted centrifugal pump
30 kW IE4 Super premium efficiency electric motor with variable frequency drive (VFD), combined with an
2,2 kW IE4 electric motor for the vacuum pump

Control panel with mainswitch, emergency switch,
pump on/off and speed control.

For detailed information, please scan the QR code below.



SPECIFICATIONS

Suction size : 4"

Connection suction side : Perrot Male

Discharge size : 4"

Connection discharge side : Perrot Male

Solids handling capacity : 76,2 mm

Dimensions : 2295 mm(L)*1250 mm(W)*1660 mm(H)


Weight : 1580 kg

Maximum flow : 205 m³/h

Maximum discharge head: 36,5 mWc

GR
GORMAN-RUPP
PUMPS

The Pump People®



Electric Powered Pumps



E-LINE PA6-30-4

The Gorman-Rupp E-Line PA6-30-4 is an electric driven prime assisted centrifugal pump set for pumping clean, dirty and sewage water.

PRODUCT DESCRIPTION

Gorman-Rupp PA6A60D prime assisted centrifugal pump
30 kW IE4 Super premium efficiency electric motor with variable frequency drive (VFD), combined with an 2,2 kW IE4 electric motor for the vacuum pump
Control panel with mainswitch, emergency switch, pump on/off and speed control.

For detailed information, please scan the QR code below.



SPECIFICATIONS

Suction size : 6"
Connection suction side : Perrot Male
Discharge size : 6"
Connection discharge side : Perrot Male
Solids handling capacity : 76,2 mm
Dimensions : 2415 mm(L)*1605 mm(W)*1660 mm(H)
Weight : 1865 kg
Maximum flow : 400 m³/h
Maximum discharge head: 38 mWc



OPTIONS



The Pump People®



Check Valve

When pumping against high static discharge heads, a check valve is advisable to protect your equipment.



Air Release Valve

Gorman-Rupp Automatic Air Release Valves are designed to release air from a self-priming pump during the priming cycle. After the pump is primed and is in full dynamic mode, the valve closes to restrict bypass flow. When the pump stops, the valve automatically opens and is ready for the next priming cycle.



High temperature shut down kit

The high temperature shut down kit prevents the pump from overheating, thus adding to the safety and preventing unnecessary damages and repairs. Gorman-Rupp offers two versions of the High temperature shut down kit: Surface mounted (Normally Open) and Fluid contacted (Normally Closed)



Tyro Remote Control

An advanced and versatile remote control that is available with 2,4,6 or 8 function keys. Its standard layout consist of 4 functions: Start -Speed Up- Stop- Speed down



Float Switch

This option consists of a plastic float that floats on the surface of the liquid. Inside the float is a switch that sends an ON/OFF signal to the pump. By installing the float switch in the pump pit with the correct cable length you can determine the level of the intake (pump starts) and the level of the discharge (pump stops).



Level Sensor

This option consists of a robust stainless steel housing containing a micro sensor that measures the liquid level above the sensor. Thanks to the variable signal this sensor provides, accurate control of the pump can be achieved.



Custom Colors

All Gorman-Rupp Pumps and Pump sets can be painted to match the customers corporate identity. All standard RAL colors are available, special colors upon request.

OPTIONS COMPLIANCE TABLE

To enhance the functionality and adaptability of our E-Line series pump sets, we provide a range of optional parts and accessories tailored to meet your specific needs.

The compliance table below provides a detailed overview of the available models and their compatible optional parts. You can find the optional part descriptions in the previous page.

	E-LINE 82	E-LINE 83	E-LINE T2	E-LINE VPA3	E-LINE PAV4	E-LINE PAV6	E-LINE PA4	E-LINE PA6
Discharge Check Valve	●	●	●	■	■	■	■	■
Air Release Valve	●	●	●					
High Temperature shut down kit	●	●	●					
Tyro Remote Control	●	●	●	●	●	●	●	●
Float Switch	●	●	●	●	●	●	●	●
Level sensor	●	●	●	●	●	●	●	●
Custom Colors	●	●	●	●	●	●	●	●
Solid Management system			■				●	●

■ : Standard

● : Optional

With these customizable options, Gorman-Rupp ensures that E-Line pump sets can be tailored to perfectly suit your operational needs, enhancing efficiency, performance, and longevity.



The Pump People®

MAIN APPLICATIONS FOR E-LINE

Construction

Gorman-Rupp is the largest producer of pumps for the construction industry, renowned for inventing the workhorse of this segment: the self-priming centrifugal pump. These robust and reliable pumps are designed to tackle the toughest jobs on any construction site. Whether transferring large volumes of water, creating temporary sewage bypasses, or handling abrasive fluids on drilling sites, Gorman-Rupp pumps are the dependable tools you need.



Industrial

Gorman-Rupp pumps excel in the most demanding industrial environments, providing reliable solutions for pumping industrial wastewater, chemicals, and petroleum products. The pumps are built for reliability, longevity, and easy maintenance, ensuring continuous operation month after month, year after year. When it comes to industrial applications, Gorman-Rupp offers equipment you can trust.



Waste Water

Setting the standard in wastewater management, Gorman-Rupp's self-priming pumps deliver maximum performance and exceptional serviceability. Designed to handle large amounts of contaminated water without clogging, our pumps ensure trouble-free operation for all your wastewater installations. Gorman-Rupp pumps are the reliable choice for efficient and effective wastewater management.



The Pump People®

NOTES

Grid area for notes.



WHERE BLUE  MEETS GREEN

Gorman-Rupp Europe B.V.

Zandweistraat 19
4181 CG Waardenburg
The Netherlands
+31 (0)85 7730080
GREverkoop@gormanrupp.com

Gorman-Rupp België

Rue des Mëtiers
B-5020 Suarlee (Namur)
Belgium
+32 (0)81 409409
infoBE@gormanrupp.com



EUROPE



www.grpumps.eu

Product information is subject to change; consult factory for details.
All images are for illustrative purposes only. Actual product may vary
from printed representation. © The Gorman-Rupp Europe Company.
All rights reserved. Printed in the NL.

EU_REV072024