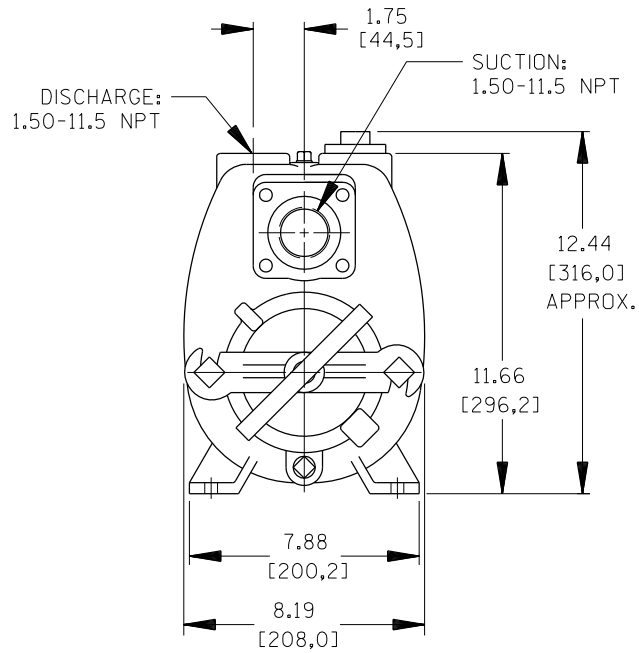


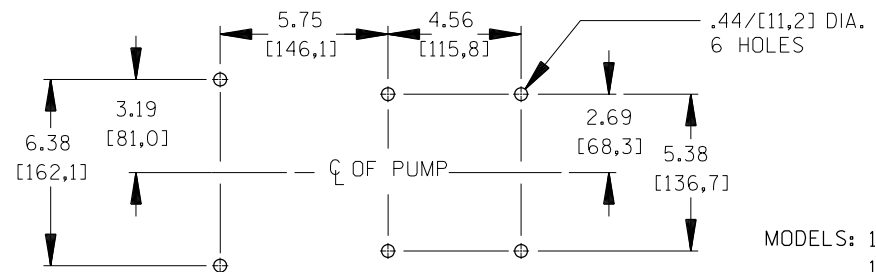
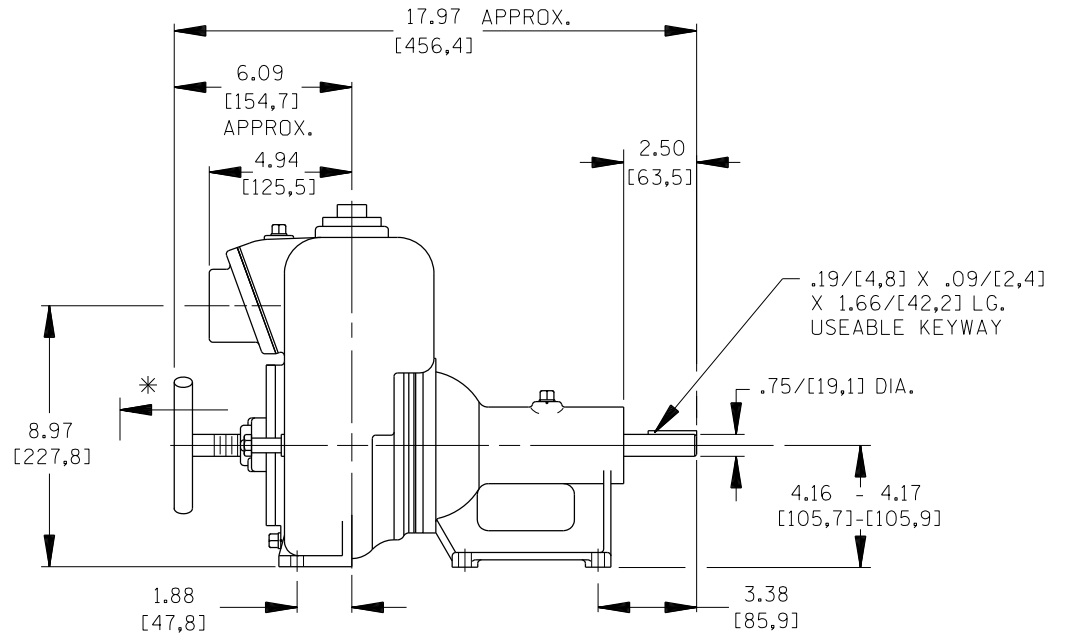
A-12381

B 12381

NOTE: SEE DWG. 12384 FOR OTHER MODELS



* 18.00/[457,2] RECOMMENDED FOR REMOVAL OF BACK COVER PLATE
 6.00/[152,4] REQUIRED FOR REMOVAL OF BACK COVER PLATE



MODELS: 11 1/2A2-B
 11 1/2A3-B
 11 1/2A52-B

PLAN VIEW

DIMENSIONS:
 INCHES
 [MILLIMETERS]

| | | | | | | | |
|--------|--|----------|---------|---------|---------|----------------|-------|
| 00-059 | THE GORMAN-RUPP CO. MANSFIELD, OHIO ST. THOMAS, ONTARIO | DRAWN BY | ML | SCALE | 1/4 | MODEL | NOTED |
| | | DATE | 3-12-65 | REVISED | 9-15-00 | OUTLINE NUMBER | 12381 |