

TOTAL HEAD

50 HZ.

REPRIMING LIFTS

# PERFORMANCE CURVE

DIA.	12.75"	13.25"	13.75"	14.25"
FEET	16	19	22	24
METERS	4,9	5,8	6,7	7,3

VOLUTE 38224-705 CURVE T8CSC-B-4

IMPELLER 12349 MODEL T8CSC-B

SIZE 8"X8" IMP.DIA. NOTED

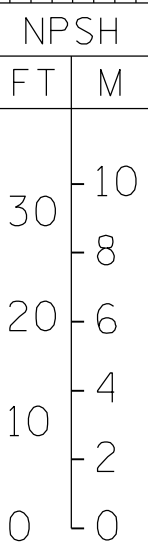
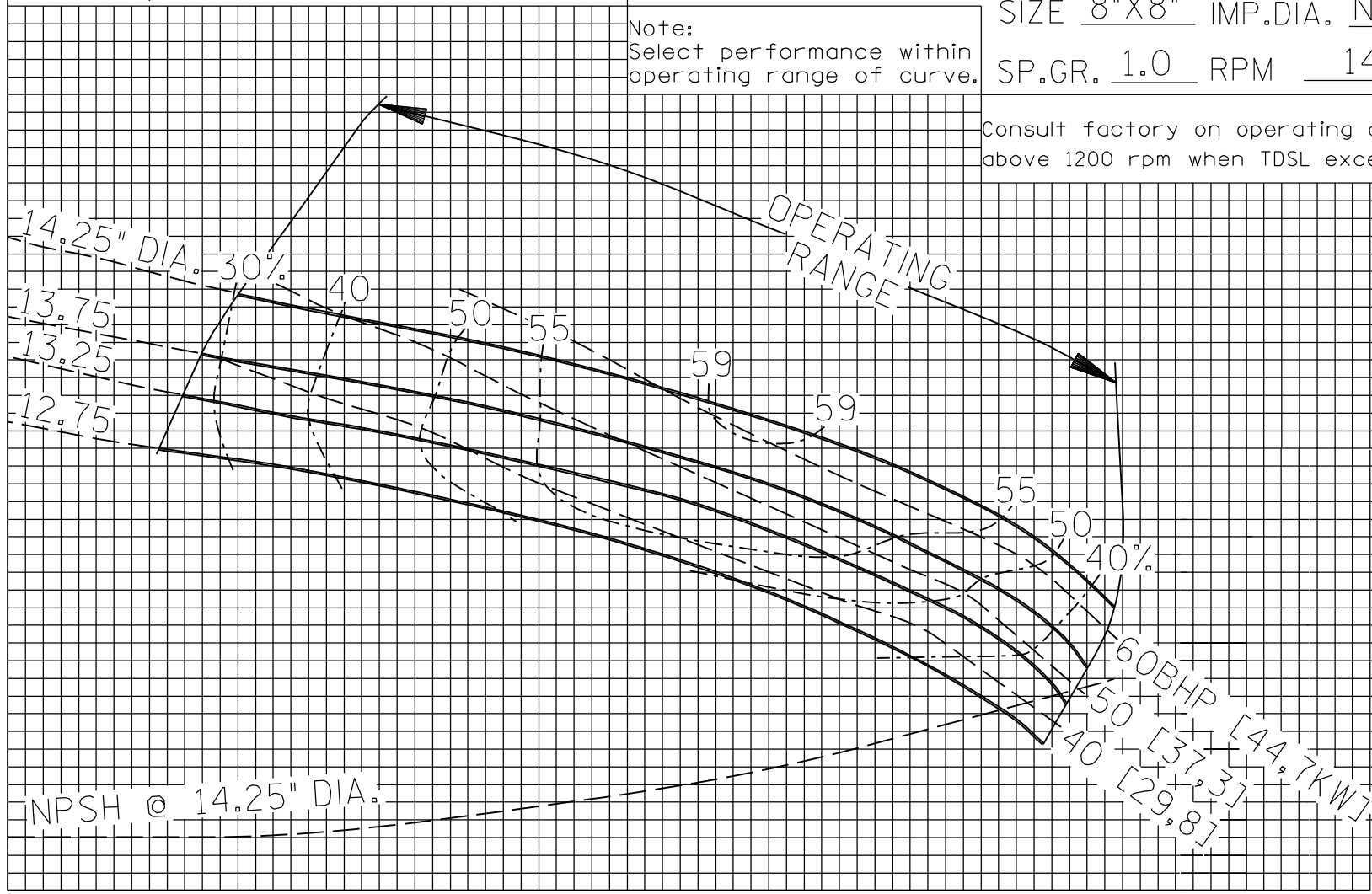
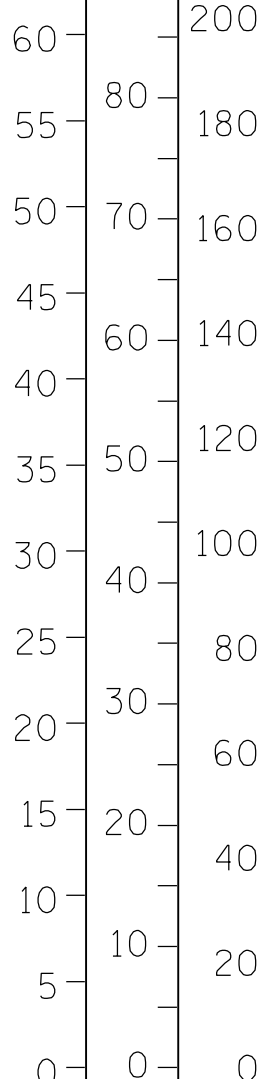
SP.GR. 1.0 RPM 1450

Figure NPSH required prior to using above table. DO NOT use as available Suction Lifts.

3.00"/[76,2 MM] DIA. MAX. SPHERICAL SOLIDS

Note:  
Select performance within operating range of curve.

Consult factory on operating conditions above 1200 rpm when TDSL exceeds 20 ft.



U.S. GALLONS PER MINUTE X 100

LITRES PER SECOND X 10

CUBIC METRES PER HOUR X 10



FILE NO. t8cscb.s04